



US00D584451S

(12) **United States Design Patent**
Cho

(10) **Patent No.:** **US D584,451 S**
(45) **Date of Patent:** **** Jan. 6, 2009**

(54) **FOLDING DOUBLE TWEEZERS**

(76) Inventor: **Yong Hoon Cho**, 604 Murfield Ct., Fullerton, CA (US) 92835

(**) Term: **14 Years**

(21) Appl. No.: **29/307,418**

(22) Filed: **Apr. 18, 2008**

(51) **LOC (9) Cl.** **28-03**

(52) **U.S. Cl.** **D28/55**

(58) **Field of Classification Search** D28/55;
D24/143; 294/99.2; 606/210-211

See application file for complete search history.

(56) **References Cited**

U.S. PATENT DOCUMENTS

D456,076 S *	4/2002	Tyler	D28/55
D521,685 S *	5/2006	Cho	D28/55
D532,553 S *	11/2006	Ross	D28/55
D559,457 S *	1/2008	Garland et al.	D28/55
D575,904 S *	8/2008	Iqbal	D28/55
2006/0129187 A1 *	6/2006	Cho	606/210
2008/0125810 A1 *	5/2008	Cho	606/211

* cited by examiner

Primary Examiner—Jennifer Rivard

(74) *Attorney, Agent, or Firm*—Maria Erlinda Co Sarno

(57) **CLAIM**

The ornamental design for a folding double tweezers, as shown and described.

DESCRIPTION

FIG. 1 is a top perspective view of the folding double tweezers in a fully extended position showing my new design;

FIG. 2 is a top view of the fully extended folding double tweezers;

FIG. 3 is a right side view of the fully extended folding double tweezers;

FIG. 4 is a bottom view of the of the fully extended folding double tweezers;

FIG. 5 is a left side view of the fully extended folding double tweezers;

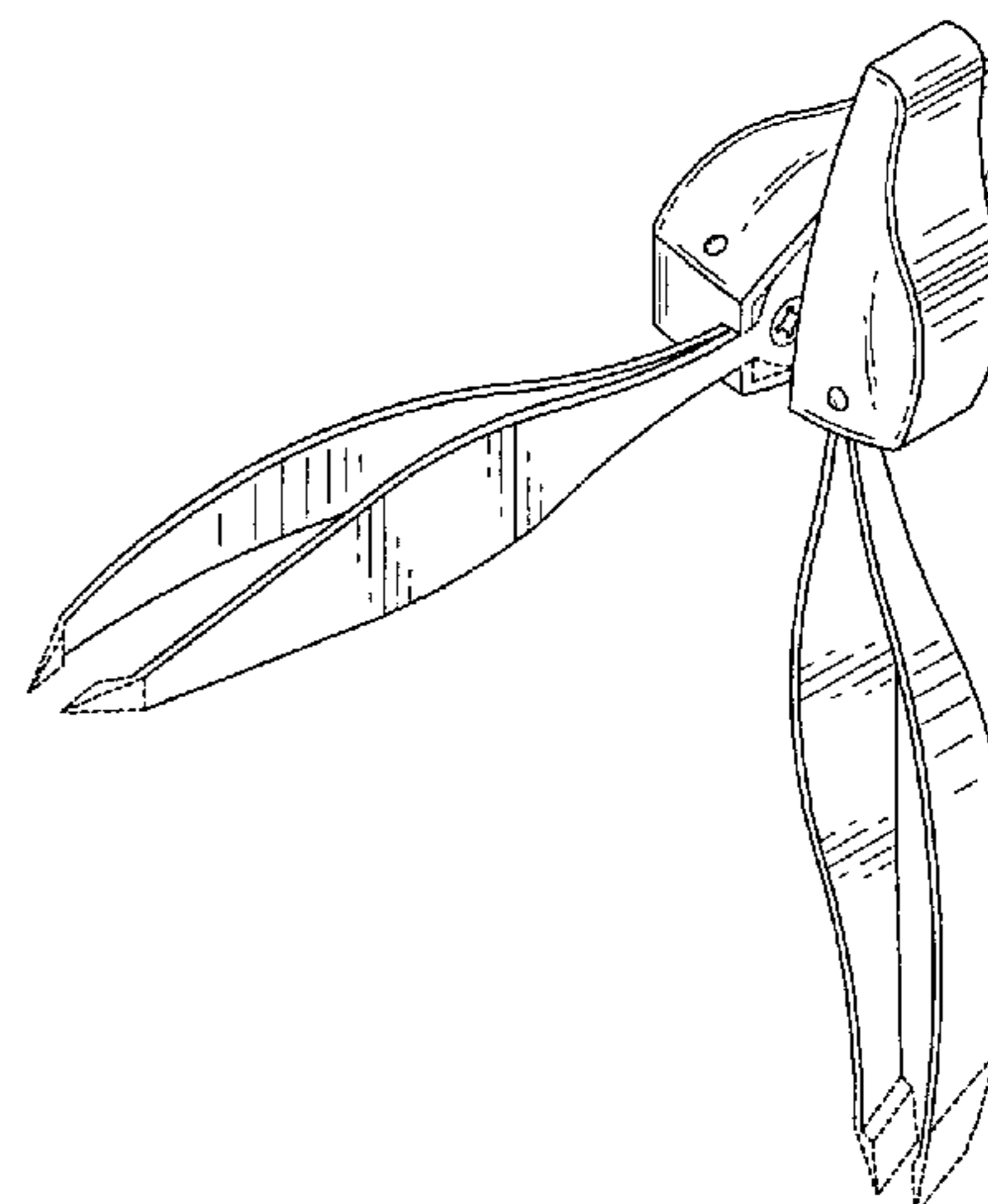
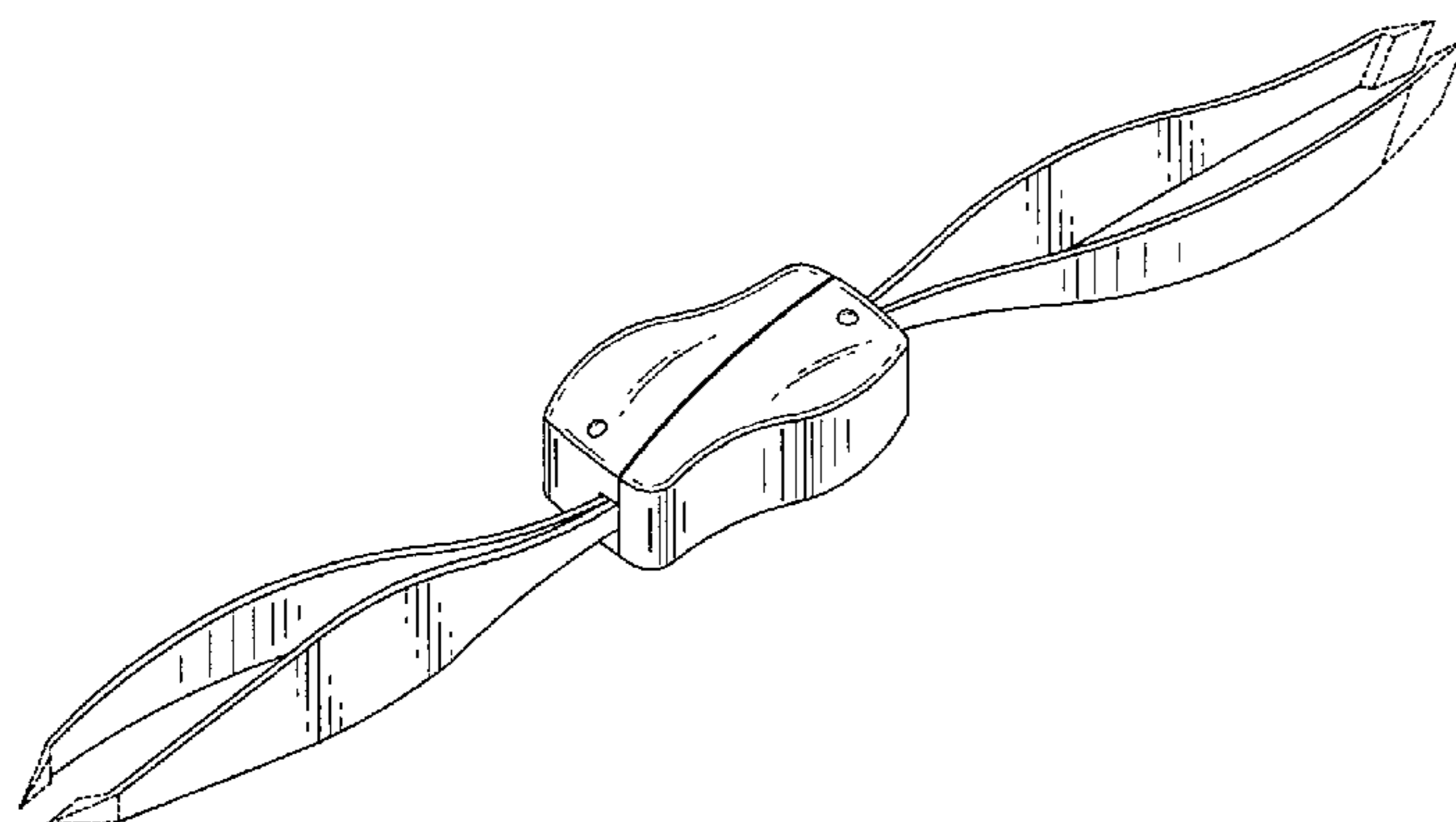
FIG. 6 is a front end view of the fully extended folding double tweezers;

FIG. 7 is a rear end view of the fully extended folding double tweezers; and,

FIG. 8 is a perspective view of the folding double tweezers in a half folded position thereof.

The broken lines immediately adjacent the shaded areas represent the bounds of the claim and all other broken lines are for illustrative purposes only. None of the broken lines form a part of the claimed design.

1 Claim, 2 Drawing Sheets



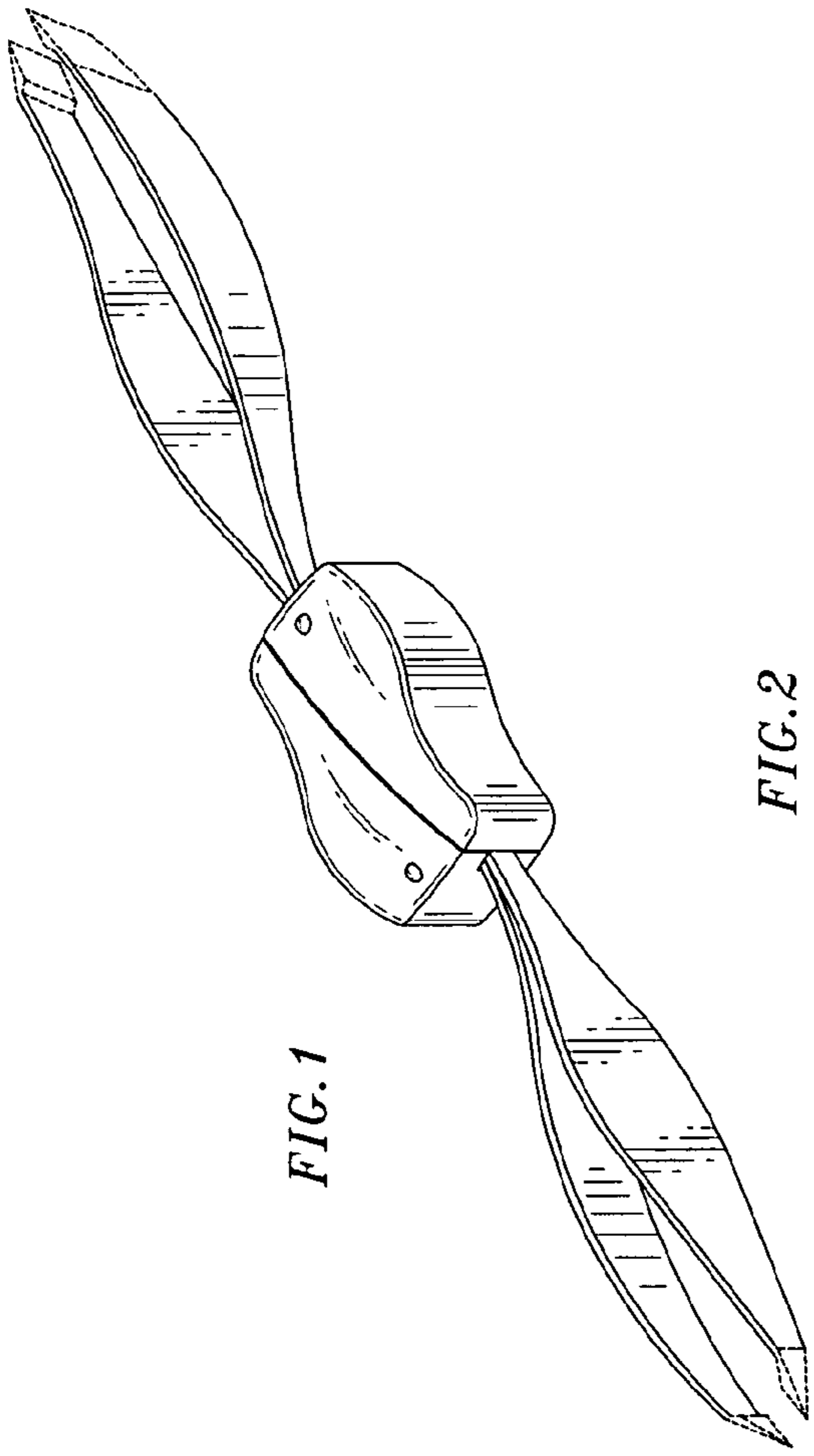


FIG. 1

FIG. 2

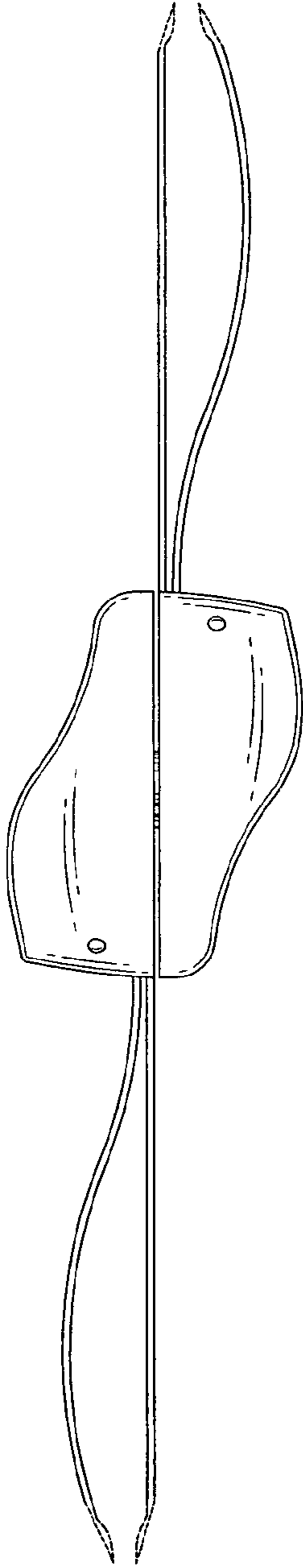


FIG. 3

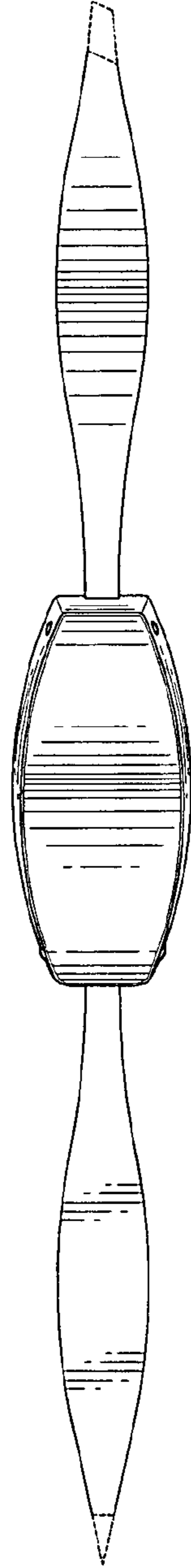


FIG. 4

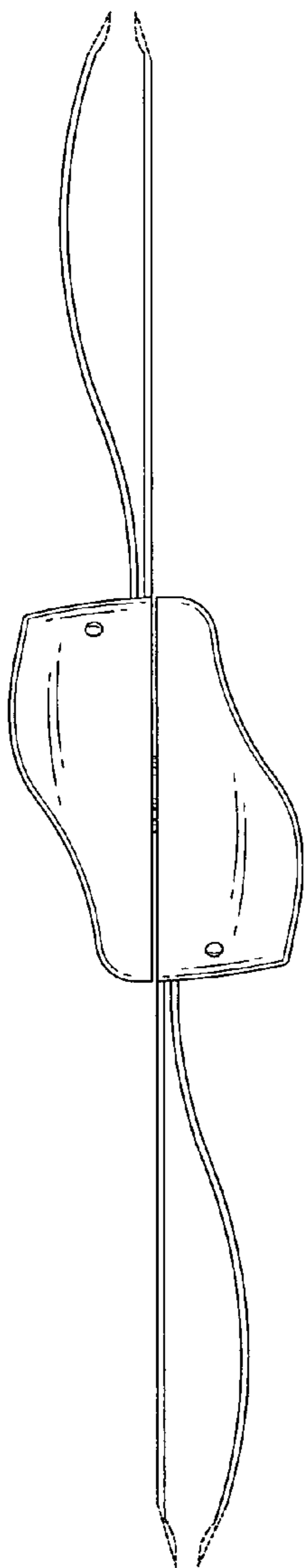


FIG. 5



FIG. 7

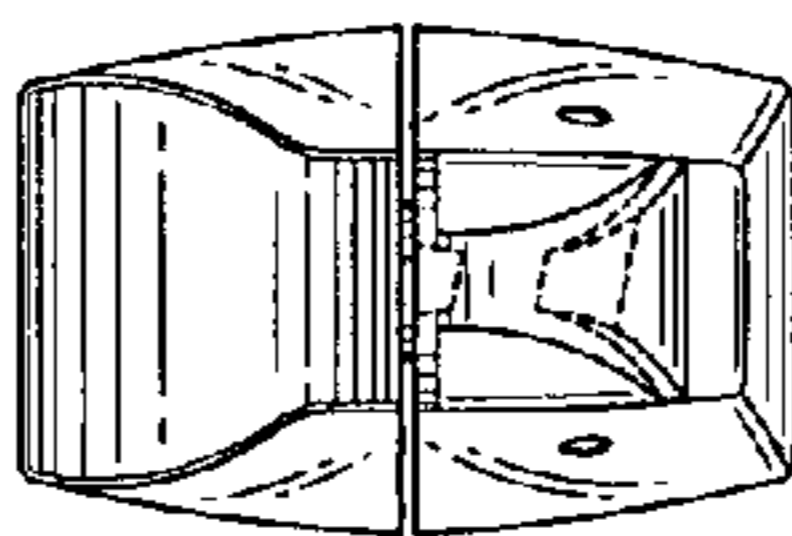


FIG. 6

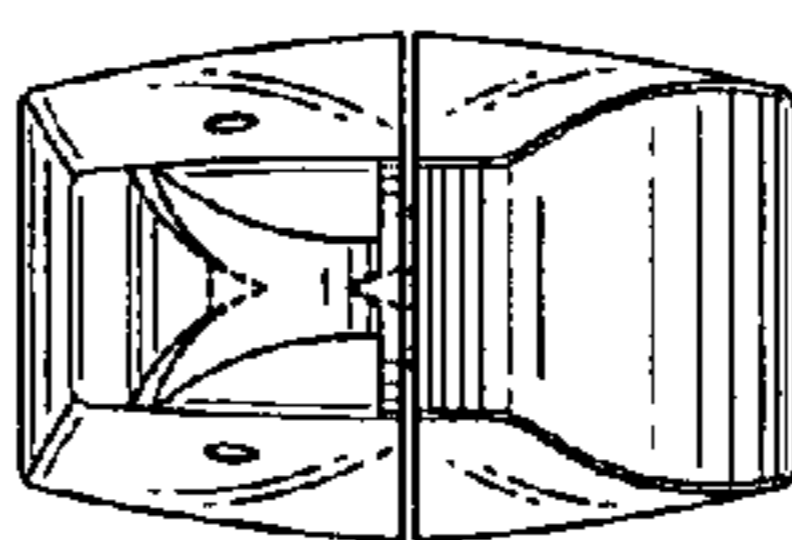


FIG. 8

