



US00D584444S

(12) **United States Design Patent**
Lipson

(10) **Patent No.:** **US D584,444 S**

(45) **Date of Patent:** **** Jan. 6, 2009**

(54) **LUMINAIRE**

(75) Inventor: **Ronald Lipson**, Edison, NJ (US)

(73) Assignee: **Luminaire Lighting Corporation**,
Edison, NJ (US)

(**) Term: **14 Years**

(21) Appl. No.: **29/302,546**

(22) Filed: **Jan. 18, 2008**

(51) **LOC (9) Cl.** **26-03**

(52) **U.S. Cl.** **D26/85; D26/76**

(58) **Field of Classification Search** D26/72,
D26/75-78, 85, 89; 362/147, 404, 347, 350
See application file for complete search history.

(56) **References Cited**

U.S. PATENT DOCUMENTS

- D311,596 S * 10/1990 Herst et al. D26/85
- D415,304 S * 10/1999 Brown D26/87
- D421,815 S * 3/2000 Herst et al. D26/76
- D449,402 S * 10/2001 Echito D26/76

- D452,030 S * 12/2001 Collver D26/76
- D464,162 S * 10/2002 Segretto D26/85
- D512,526 S * 12/2005 Zucker D26/76

* cited by examiner

Primary Examiner—Clare E Heflin

(74) *Attorney, Agent, or Firm*—Hiscock & Barclay, LLP

(57) **CLAIM**

The ornamental design for a luminaire, as shown and described.

DESCRIPTION

FIG. 1 is a first isometric view of an embodiment of the design.

FIG. 2 is a top view of an embodiment of the design.

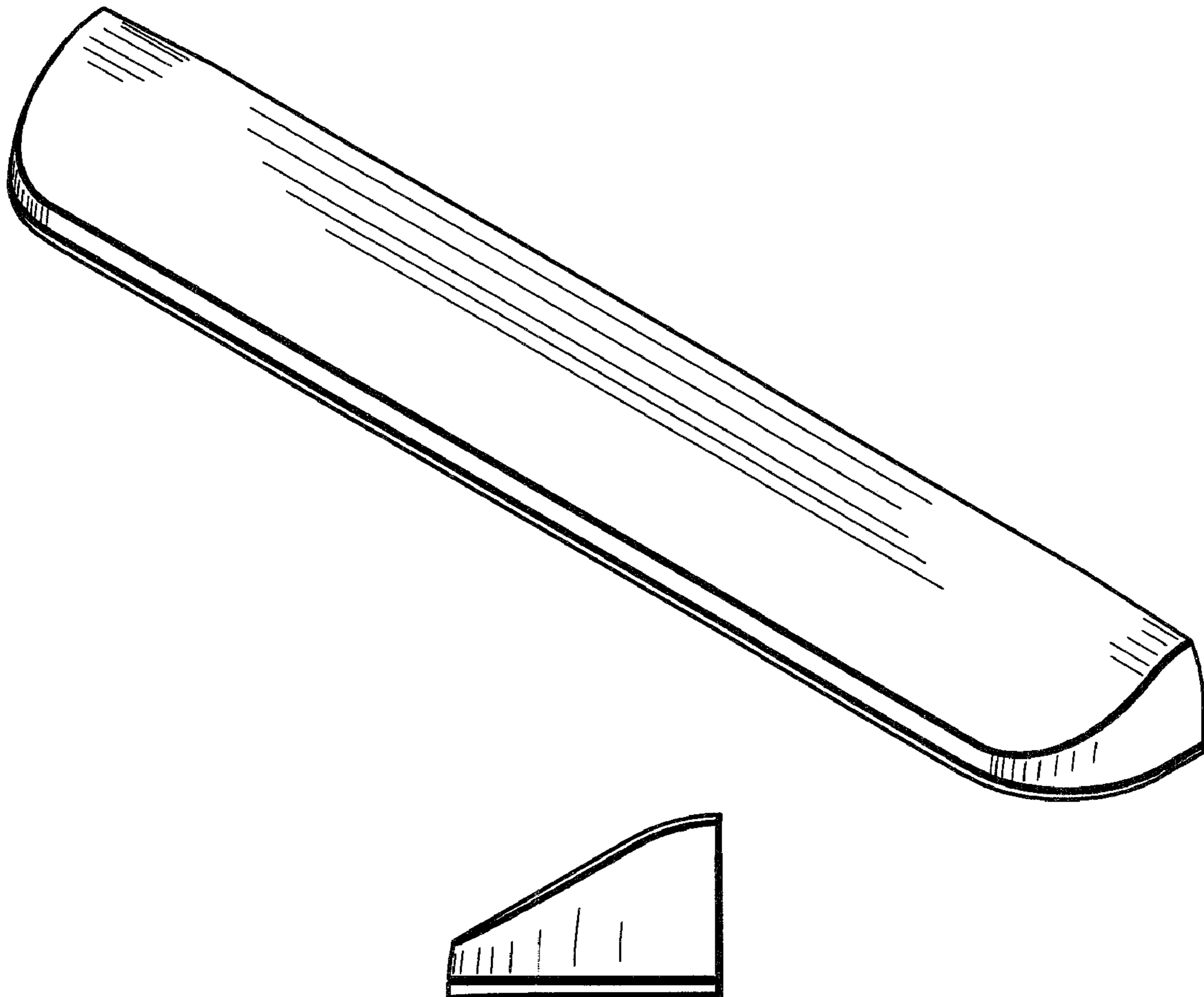
FIG. 3 is a bottom view of an embodiment of the design.

FIG. 4 is a front view of an embodiment of the design.

FIG. 5 is a side view of an embodiment of the design; and,

FIG. 6 is another side view of an embodiment of the design.

1 Claim, 3 Drawing Sheets



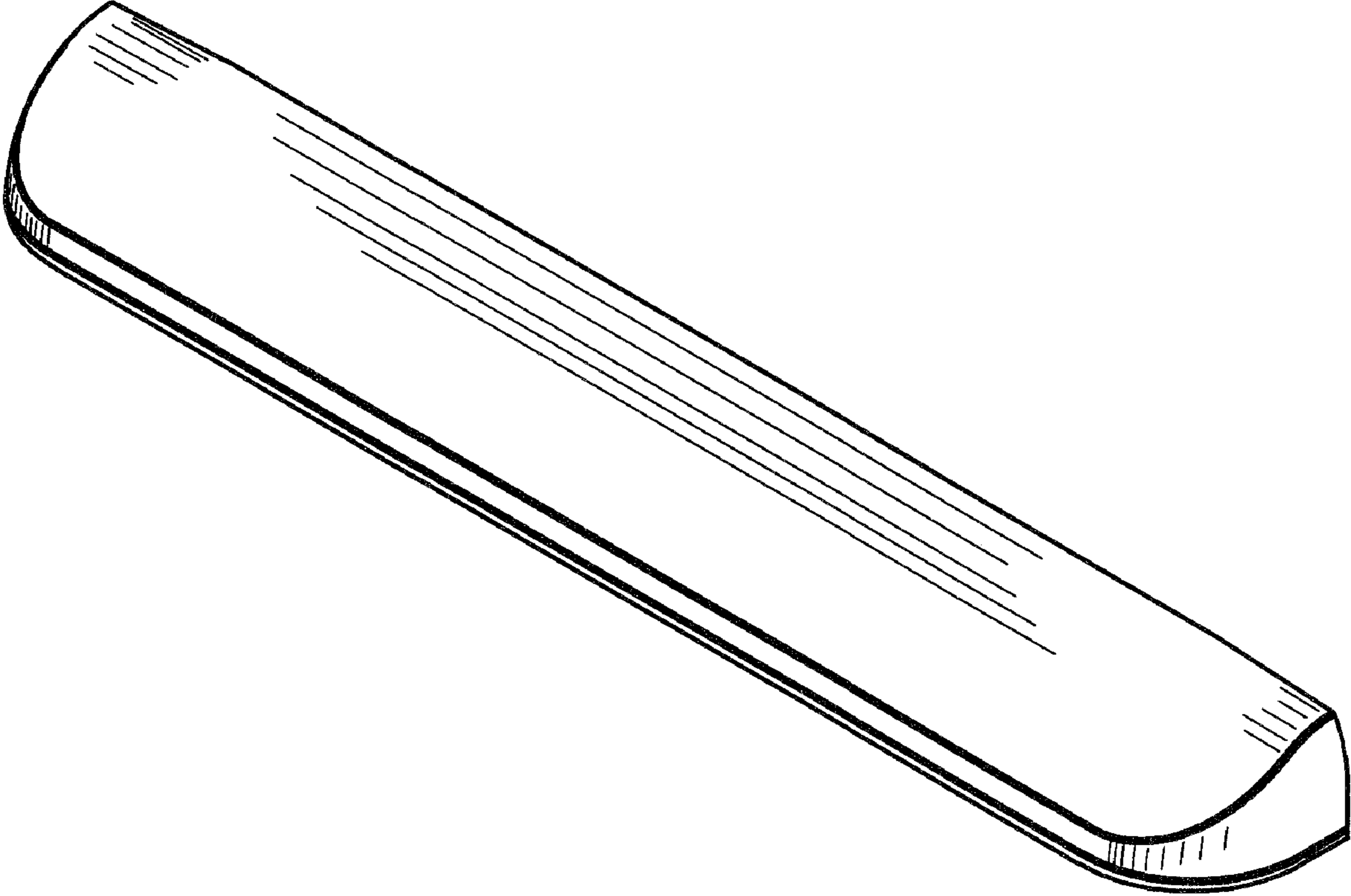


Fig. 1




Fig. 2

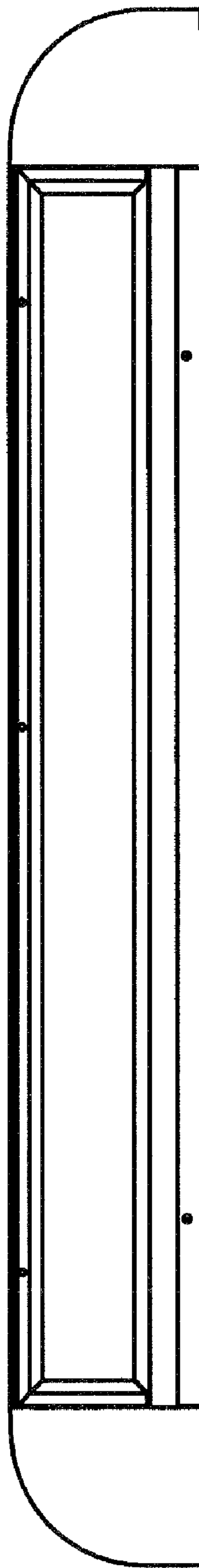


Fig. 3



Fig. 4

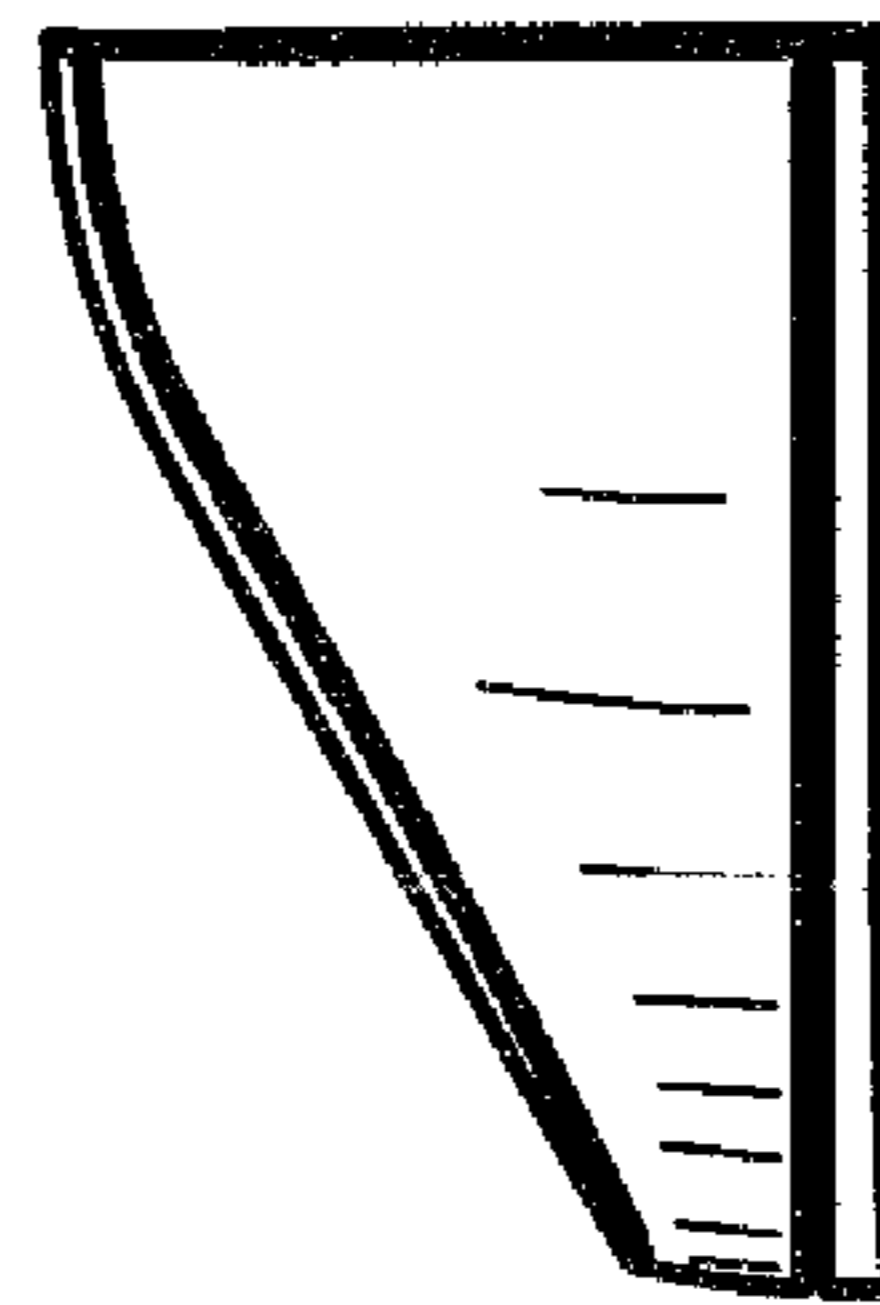


Fig. 5




Fig. 6