



US00D584429S

(12) **United States Design Patent**  
**Pei et al.**

(10) **Patent No.:** **US D584,429 S**  
(45) **Date of Patent:** **\*\* Jan. 6, 2009**

(54) **LAMP**

D577,138 S \* 9/2008 Kitagawa et al. .... D26/37

(75) Inventors: **Chien-Chang Pei**, Taipei County (TW);  
**Hsi-Chuan Hsu**, Taipei County (TW);  
**Yi-Hung Chen**, Taipei (TW); **Yu-Ju Liu**, Taipei (TW); **Ying-Chu Lin**, Taipei (TW)

\* cited by examiner

*Primary Examiner*—Marcus A. Jackson  
(74) *Attorney, Agent, or Firm*—Jianq Chyun IP Office

(73) Assignee: **Everlight Electronics Co., Ltd.**, Taipei (TW)

(57) **CLAIM**

The ornamental design for a lamp, as shown and described.

(\*\*) Term: **14 Years**

**DESCRIPTION**

(21) Appl. No.: **29/318,697**

FIG. 1 is a perspective view of a lamp illustrating a first embodiment of our new design;

(22) Filed: **May 26, 2008**

FIG. 2 is another perspective view of the first embodiment;

(51) **LOC (9) Cl.** ..... **26-04**

FIG. 3 is a front view of the first embodiment;

(52) **U.S. Cl.** ..... **D26/3**

FIG. 4 is a rear view of the first embodiment;

(58) **Field of Classification Search** ..... D26/1-4;  
313/313, 315, 317, 318, 493; 315/52, 53,  
315/56, 57, 58

FIG. 5 is a left side view of the first embodiment, the right side view being a mirror image of the left side view;

See application file for complete search history.

FIG. 6 is an enlarged top view of the first embodiment;

(56) **References Cited**

FIG. 7 is an enlarged bottom view of the first embodiment; and,

**U.S. PATENT DOCUMENTS**

FIG. 8 is an enlarged cross-sectional view taken along line 8—8 in FIG. 3.

- D436,078 S \* 1/2001 Korte ..... D13/134
- D465,038 S \* 10/2002 Bragg et al. .... D26/27
- D530,837 S \* 10/2006 Loughrey et al. .... D26/3
- D576,749 S \* 9/2008 Kitagawa et al. .... D26/3

The broken lines shown in the drawings are for illustrative purposes only and do not form part of the claimed design.

**1 Claim, 6 Drawing Sheets**





FIG. 1




FIG. 2

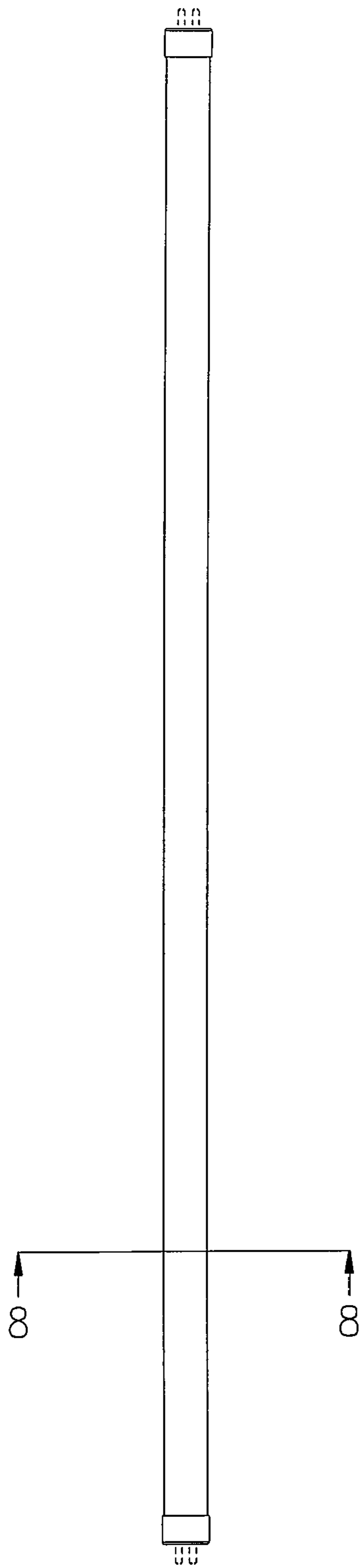


FIG. 3



FIG. 4



FIG. 5

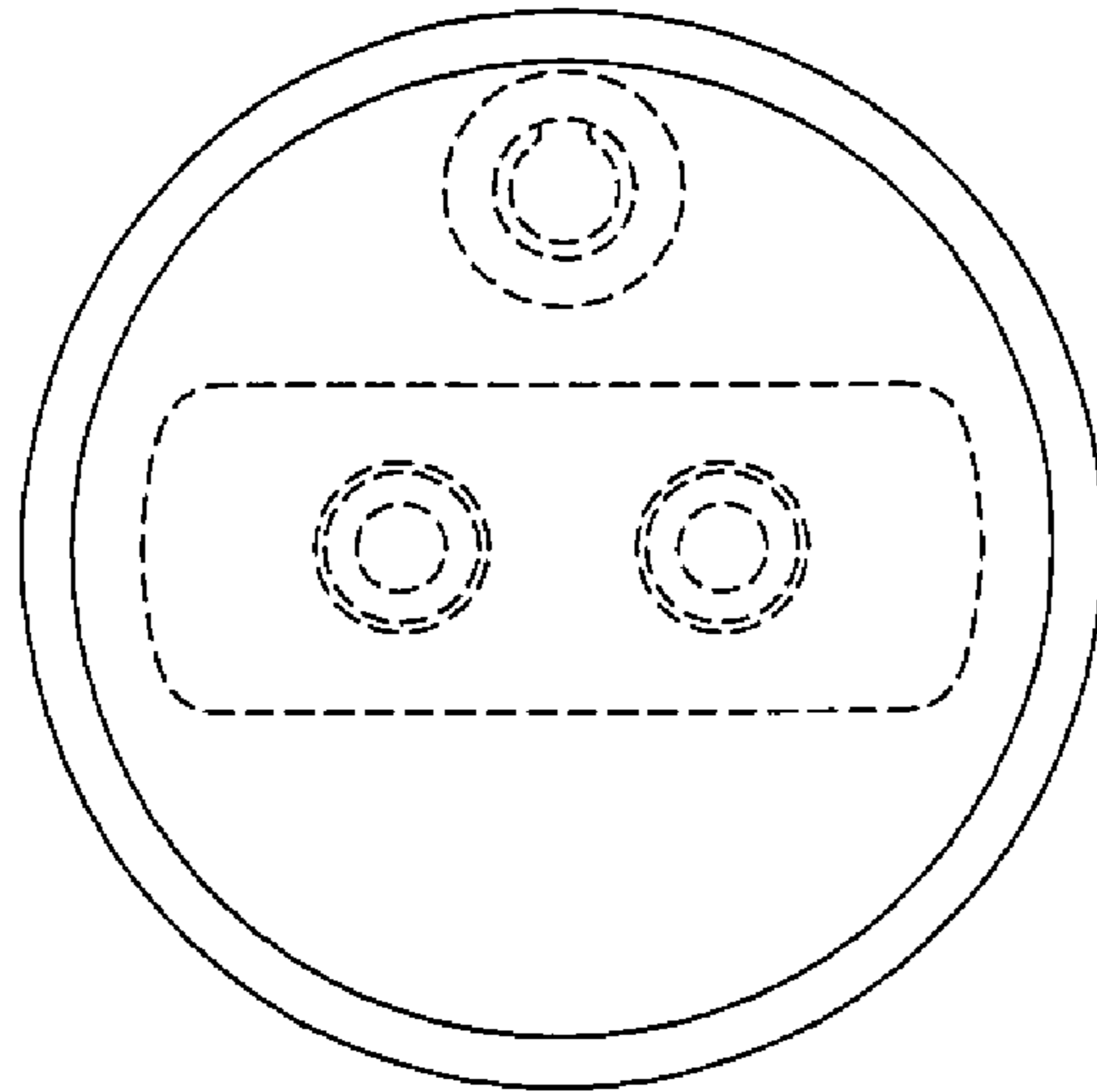


FIG. 6

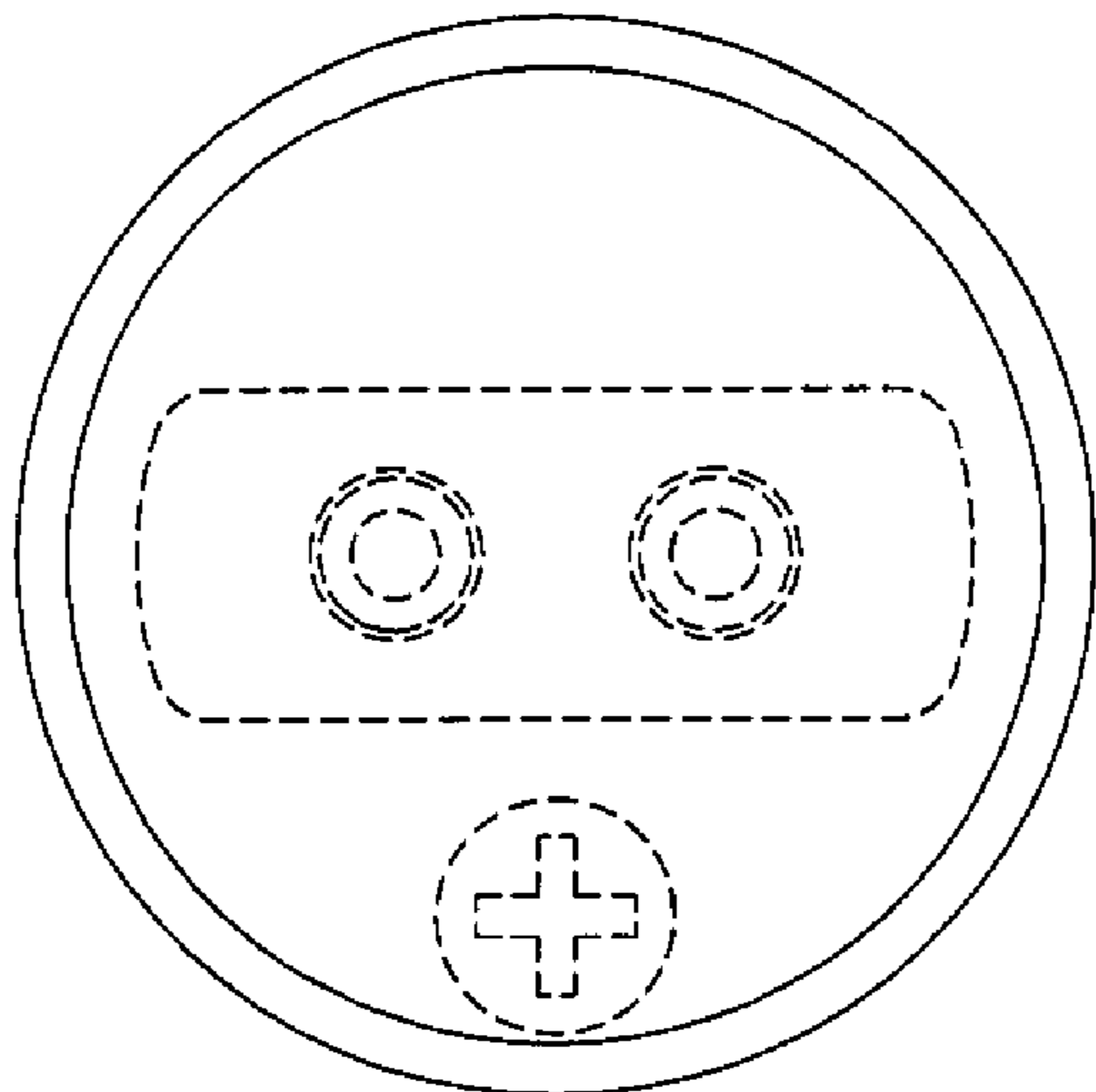


FIG. 7




FIG. 8