



US00D584416S

(12) **United States Design Patent**
Reinhardt et al.

(10) **Patent No.:** **US D584,416 S**

(45) **Date of Patent:** **** Jan. 6, 2009**

(54) **KNEE JOINT BANDAGE**

D429,294 S * 8/2000 Taylor D21/610
D486,001 S * 2/2004 Bourget D6/359

(75) Inventors: **Holger Reinhardt**, Kempen (DE); **Hans B. Bauerfeind**, Zeulenroda (DE)

(73) Assignee: **Bauerfeind AG**, Zeulenroda (DE)

(**) Term: **14 Years**

(21) Appl. No.: **29/287,642**

(22) Filed: **Aug. 31, 2007**

* cited by examiner

Primary Examiner—Robert M. Spear

Assistant Examiner—Susan E Krakower

(74) *Attorney, Agent, or Firm*—Birch, Stewart, Kolasch & Birch, LLP

Related U.S. Application Data

(62) Division of application No. 29/267,968, filed on Oct. 26, 2006, now Pat. No. Des. 572,827.

Foreign Application Priority Data

(30) Apr. 26, 2006 (EP) 000518188

(51) **LOC (9) Cl.** **24-01**

(52) **U.S. Cl.** **D24/190**

(58) **Field of Classification Search** D24/190–192;
607/98, 108–111; D2/897, 905, 909–914;
602/14, 16, 26.61, 62; D29/100, 120.1, 121.1,
D29/122

See application file for complete search history.

(56) **References Cited**

U.S. PATENT DOCUMENTS

D240,240 S * 6/1976 Orenstein D21/610

(57) **CLAIM**

The ornamental design for an knee joint bandage, as shown and described.

DESCRIPTION

The patent or application file contains at least one drawing executed in color. Copies of this patent or patent application publication with color drawings will be provided by the office upon request and payment of the necessary fee.

FIG. 1 is a front elevational view of a knee joint bandage showing our new design;

FIG. 2 is right side elevational view thereof;

FIG. 3 is left side elevational view thereof; and,

FIG. 4 is a rear elevation view thereof.

1 Claim, 4 Drawing Sheets
(4 of 4 Drawing Sheet(s) Filed in Color)

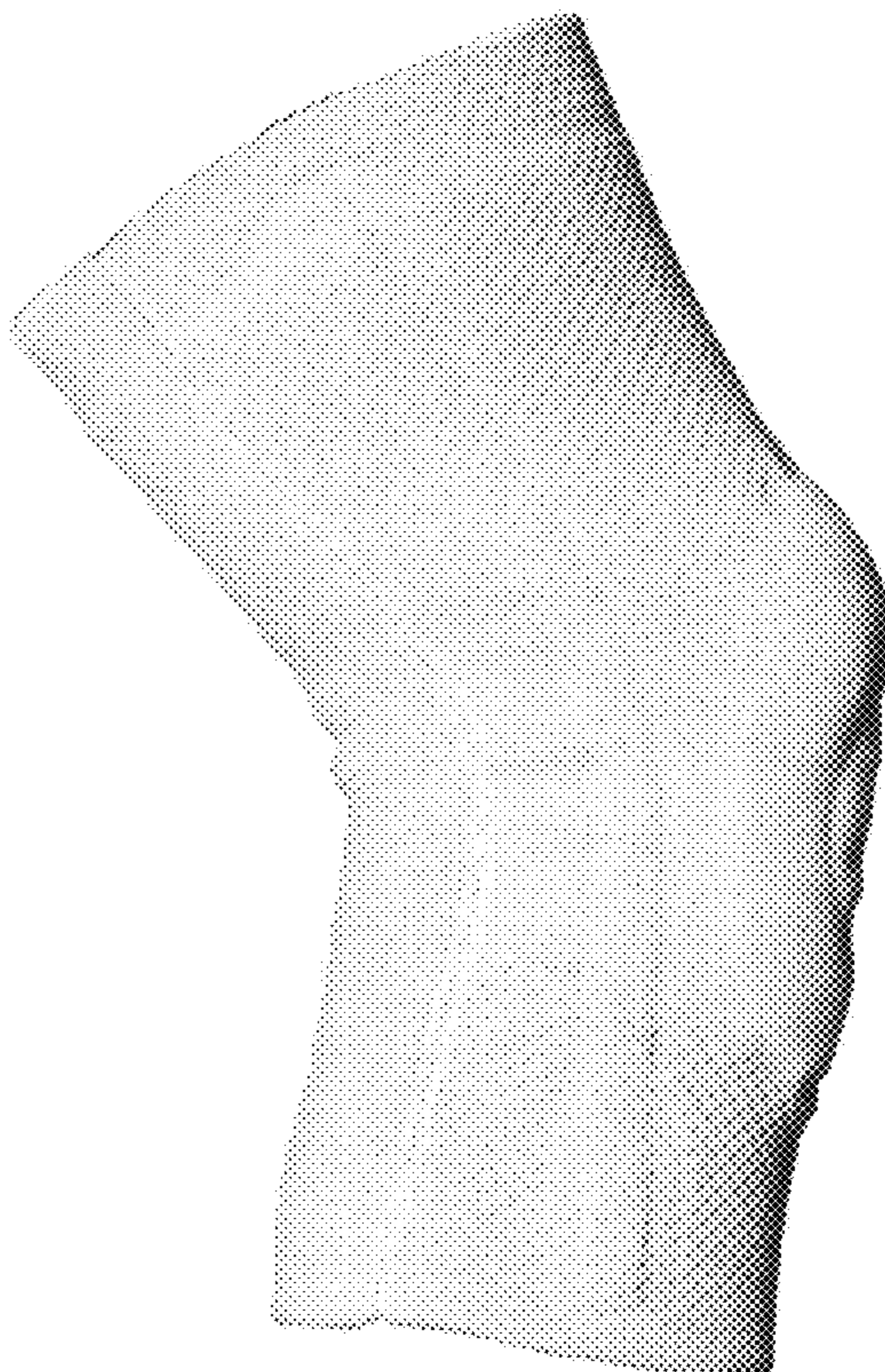
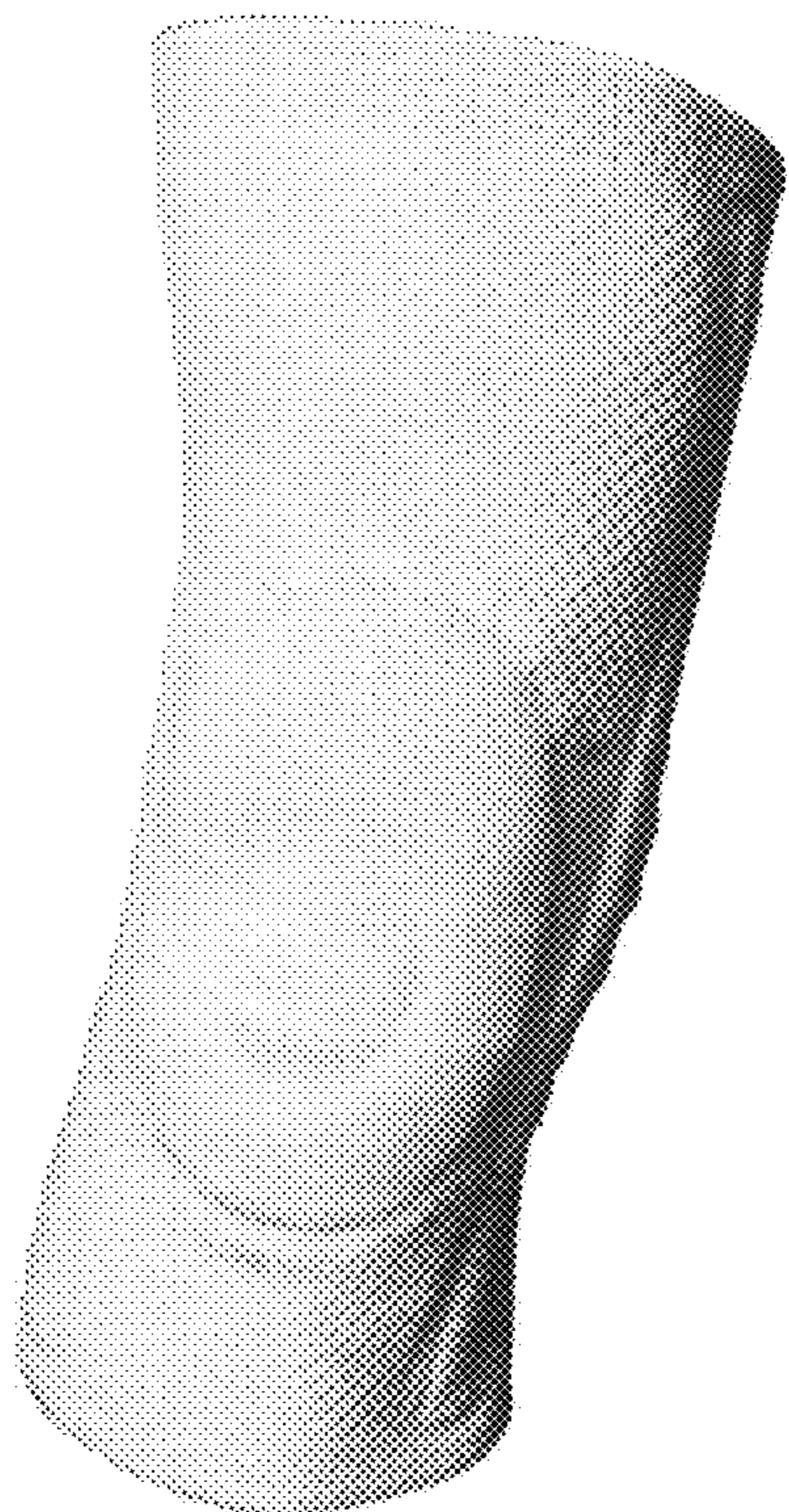




FIG. 1



FIG.2

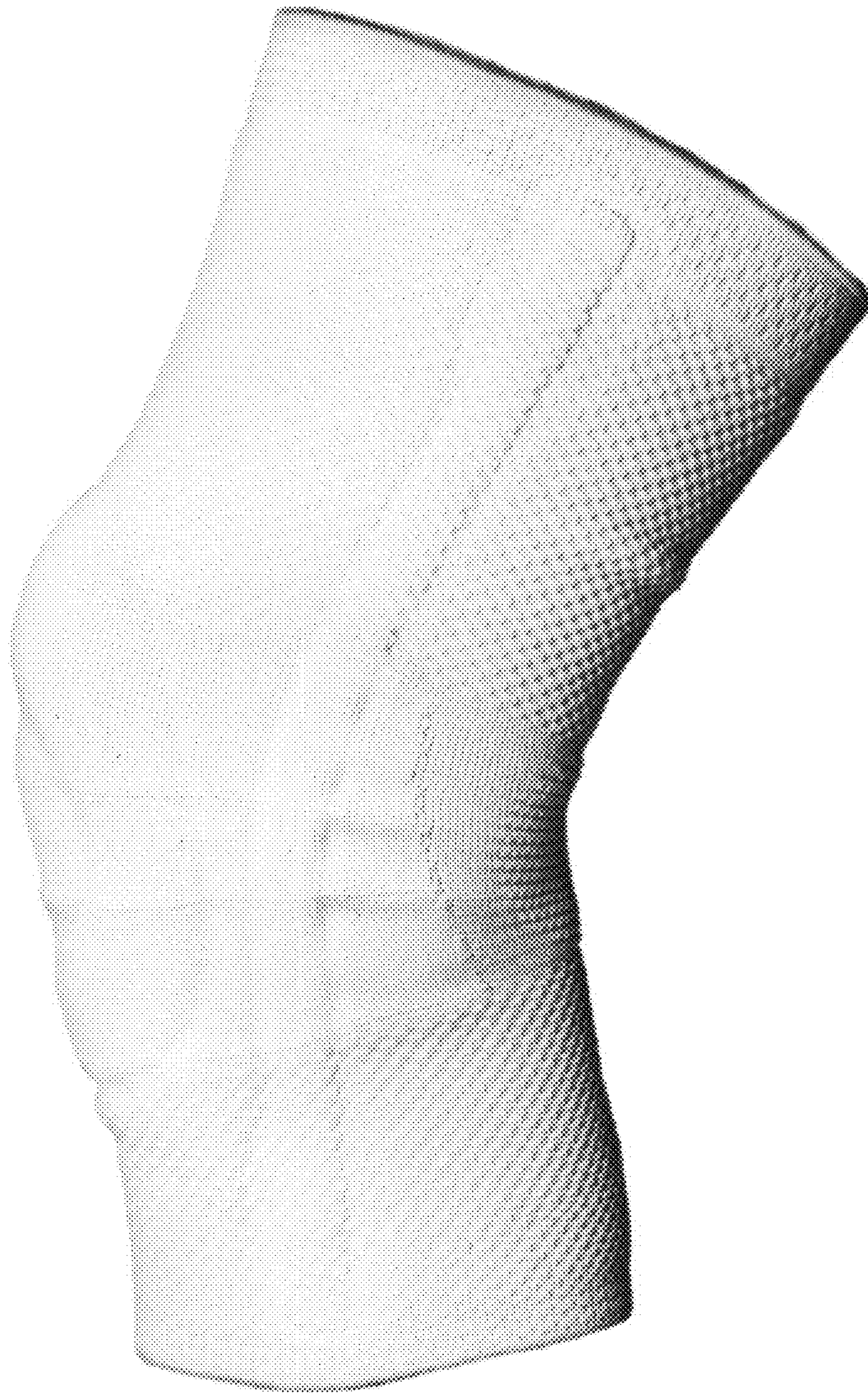


FIG.3



FIG.4