



US00D584401S

(12) **United States Design Patent**
Francoeur

(10) **Patent No.:** **US D584,401 S**
(45) **Date of Patent:** **** Jan. 6, 2009**

(54) **SANITARY NAPKIN**

(75) Inventor: **Julie Francoeur**, Montreal (CA)

(73) Assignee: **McNeil-PPC, Inc.**, Skillman, NJ (US)

(**) Term: **14 Years**

(21) Appl. No.: **29/279,318**

(22) Filed: **Apr. 26, 2007**

(51) **LOC (9) Cl.** **24-04**

(52) **U.S. Cl.** **D24/124; D5/47**

(58) **Field of Classification Search** D24/124-126;
604/285, 286, 300, 304, 354, 355, 358, 359,
604/360, 361, 362, 363, 364, 365, 366, 367,
604/368, 369, 370, 372, 373, 374, 375, 377,
604/378, 379, 380, 381, 382, 383, 384, 385.01,
604/385.02, 385.03, 385.04, 385.08, 385.1,
604/385.12, 385.13, 385.14, 385.16, 385.17,
604/385.2, 385.21, 835.23, 385.24, 385.25,
604/385.28, 385.31, 385.39; D5/47, 53

See application file for complete search history.

(56) **References Cited**

U.S. PATENT DOCUMENTS

D239,137 S *	3/1976	Appleman	D5/57
D349,159 S *	7/1994	Huffman	D24/124
D412,574 S *	8/1999	Trombetta et al.	D24/125
D412,980 S *	8/1999	Trombetta et al.	D24/125
D412,981 S *	8/1999	Trombetta et al.	D24/125
D426,887 S *	6/2000	Rubio	D24/125
D430,665 S *	9/2000	Kirkbride et al.	D24/125
D439,660 S *	3/2001	Velazquez et al.	D24/125
D439,661 S *	3/2001	Velazquez et al.	D24/125
D448,078 S *	9/2001	Deoliveira et al.	D24/125

D448,476 S *	9/2001	Page et al.	D24/124
D506,255 S *	6/2005	Drzewiecki et al.	D24/125
D508,613 S *	8/2005	Knobloch et al.	D5/57
D508,993 S *	8/2005	Drzewiecki et al.	D24/125
D521,250 S *	5/2006	Knobloch et al.	D5/53
D561,481 S *	2/2008	Mecchi et al.	D5/57
D563,678 S *	3/2008	Knobloch et al.	D5/57
D564,236 S *	3/2008	Ko et al.	D5/56
D564,237 S *	3/2008	Knobloch et al.	D5/57
D564,238 S *	3/2008	Knobloch et al.	D5/57
2006/0113049 A1 *	6/2006	Knobloch et al.	162/117

* cited by examiner

Primary Examiner—Louis S Zarfaz

Assistant Examiner—Michelle E Wilson

(57) **CLAIM**

The ornamental design for a sanitary napkin, as shown and described.

DESCRIPTION

FIG. 1 is a top plan view of a sanitary napkin according to a first embodiment of the present invention;

FIG. 2 is a bottom plan view of the sanitary napkin shown in FIG. 1;

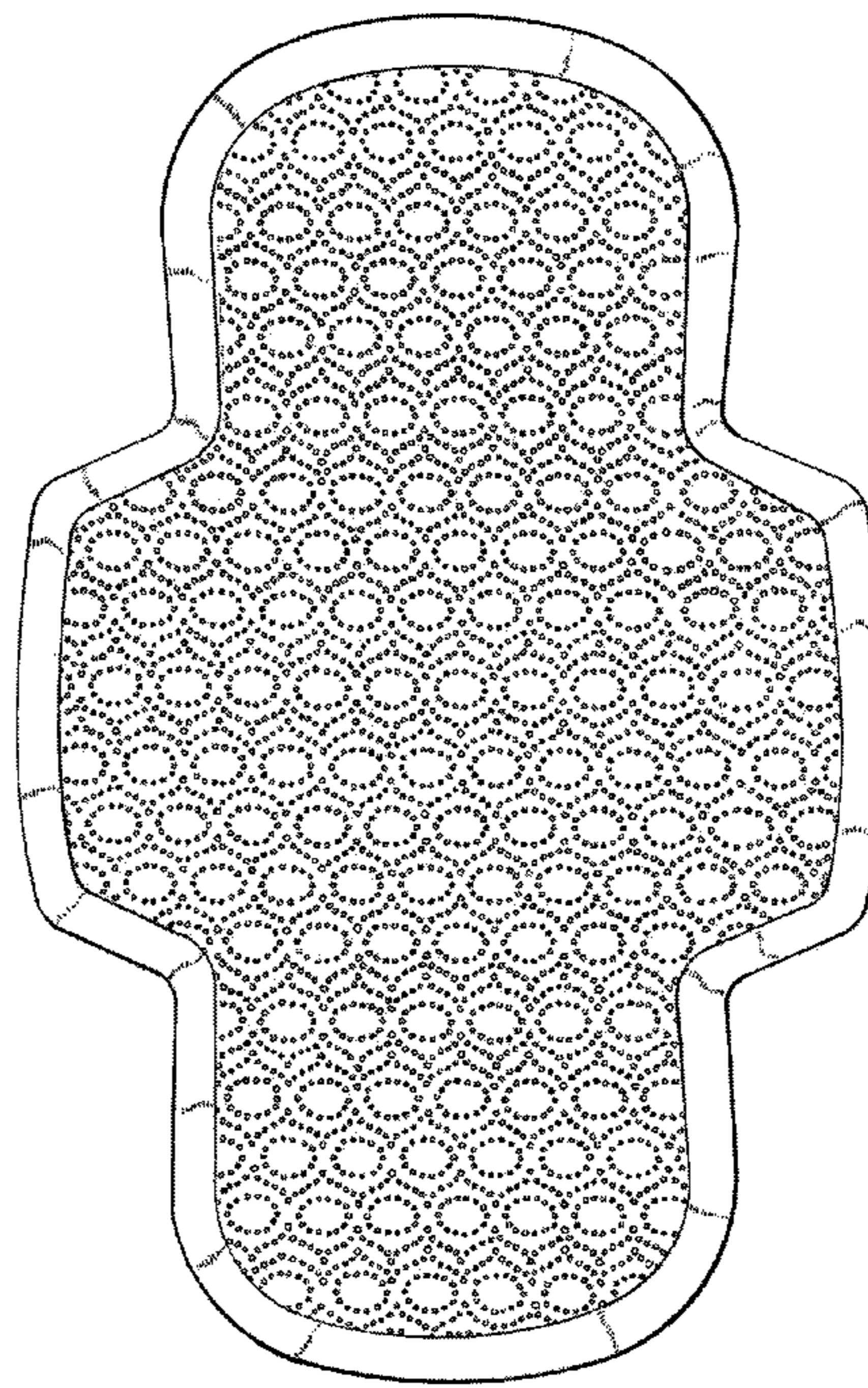
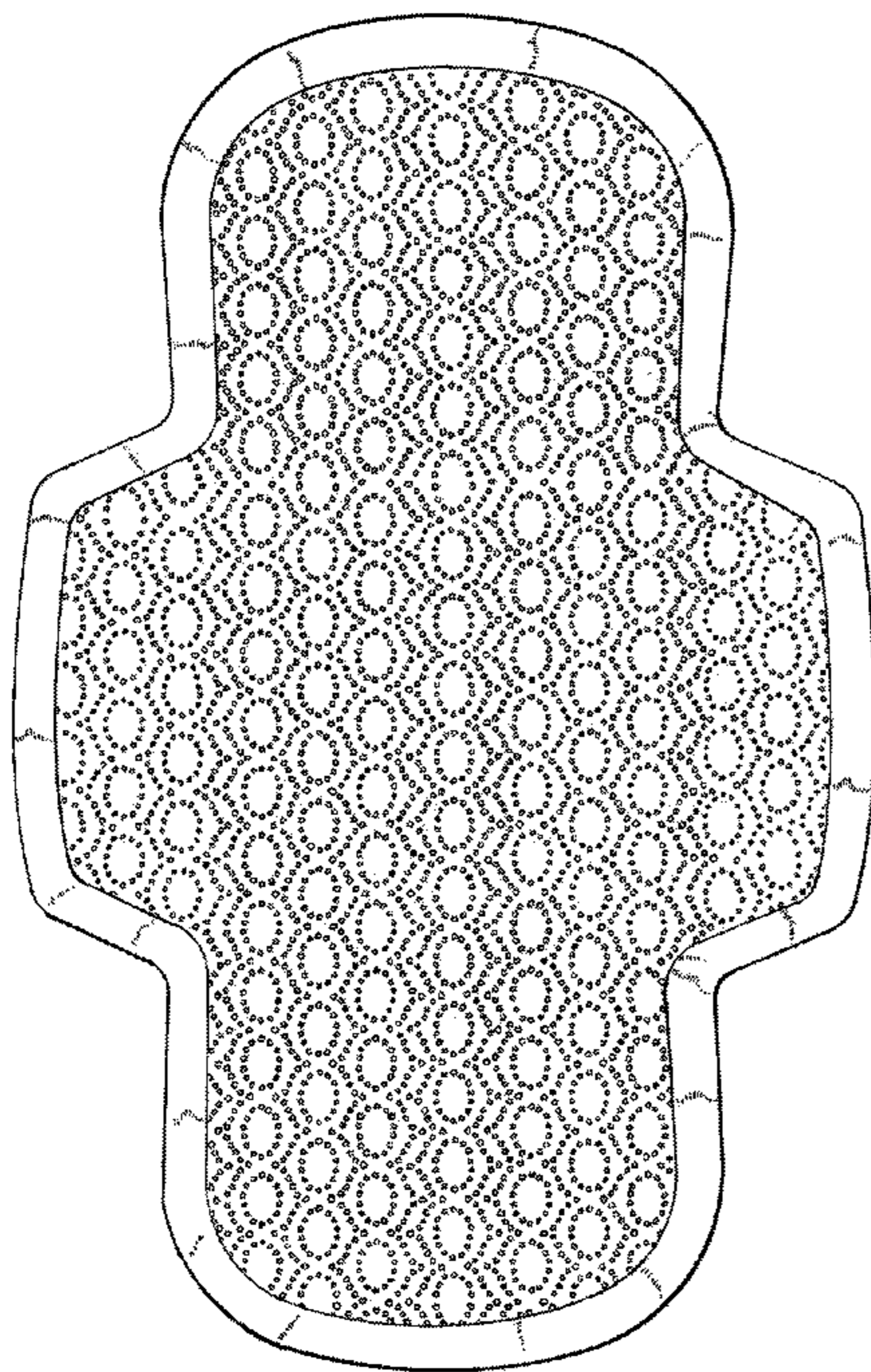
FIG. 3 is an enlarged top plan view of the sanitary napkin shown in FIG. 1 showing the surface design thereof;

FIG. 4 is a top plan view of a sanitary napkin according to a second embodiment of the present invention;

FIG. 5 is a bottom plan view of the sanitary napkin shown in FIG. 4; and,

FIG. 6 is an enlarged top plan view of the sanitary napkin shown in FIG. 4 showing the surface design thereof.

1 Claim, 6 Drawing Sheets



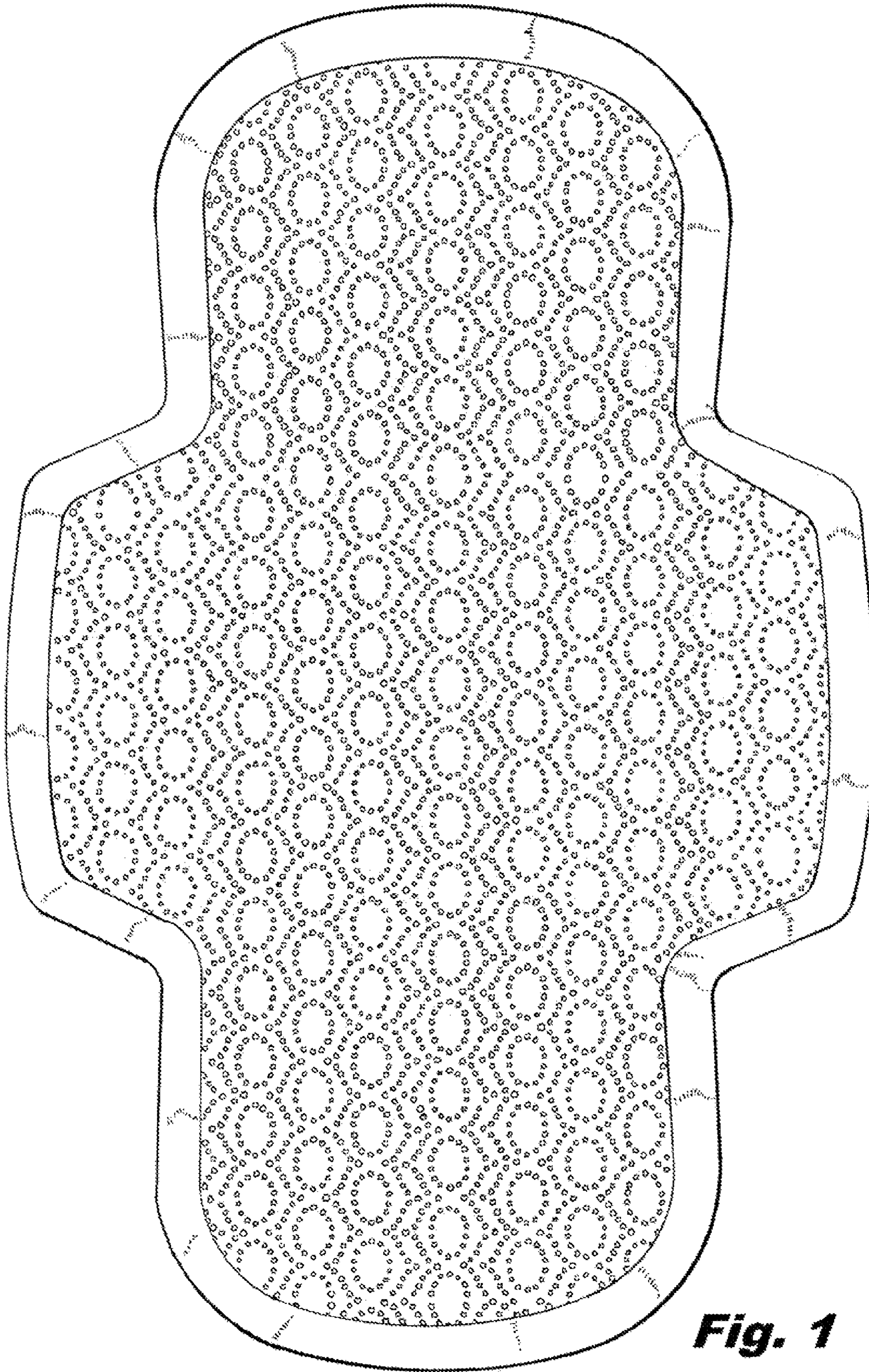


Fig. 1

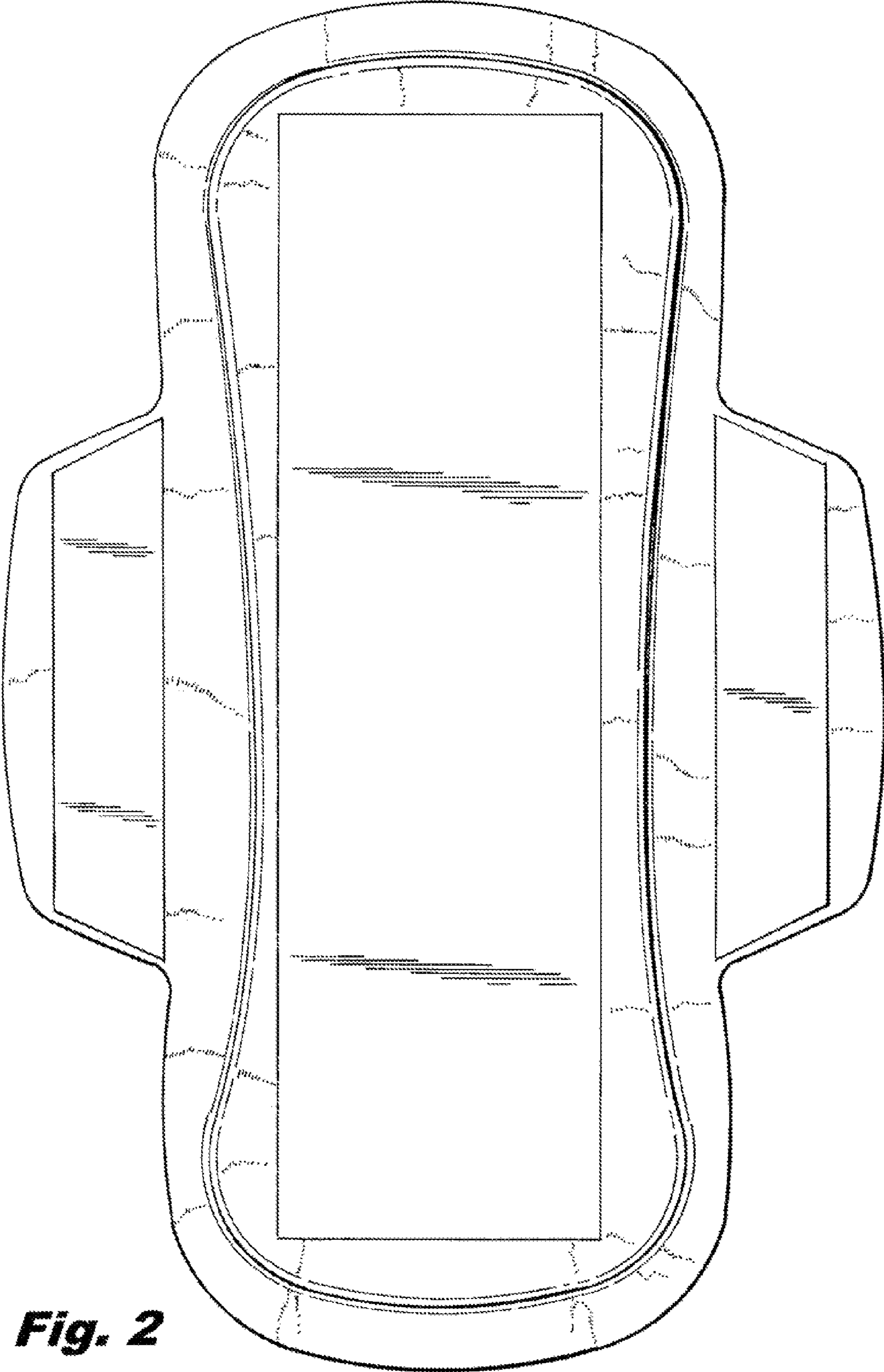


Fig. 2




Fig. 3

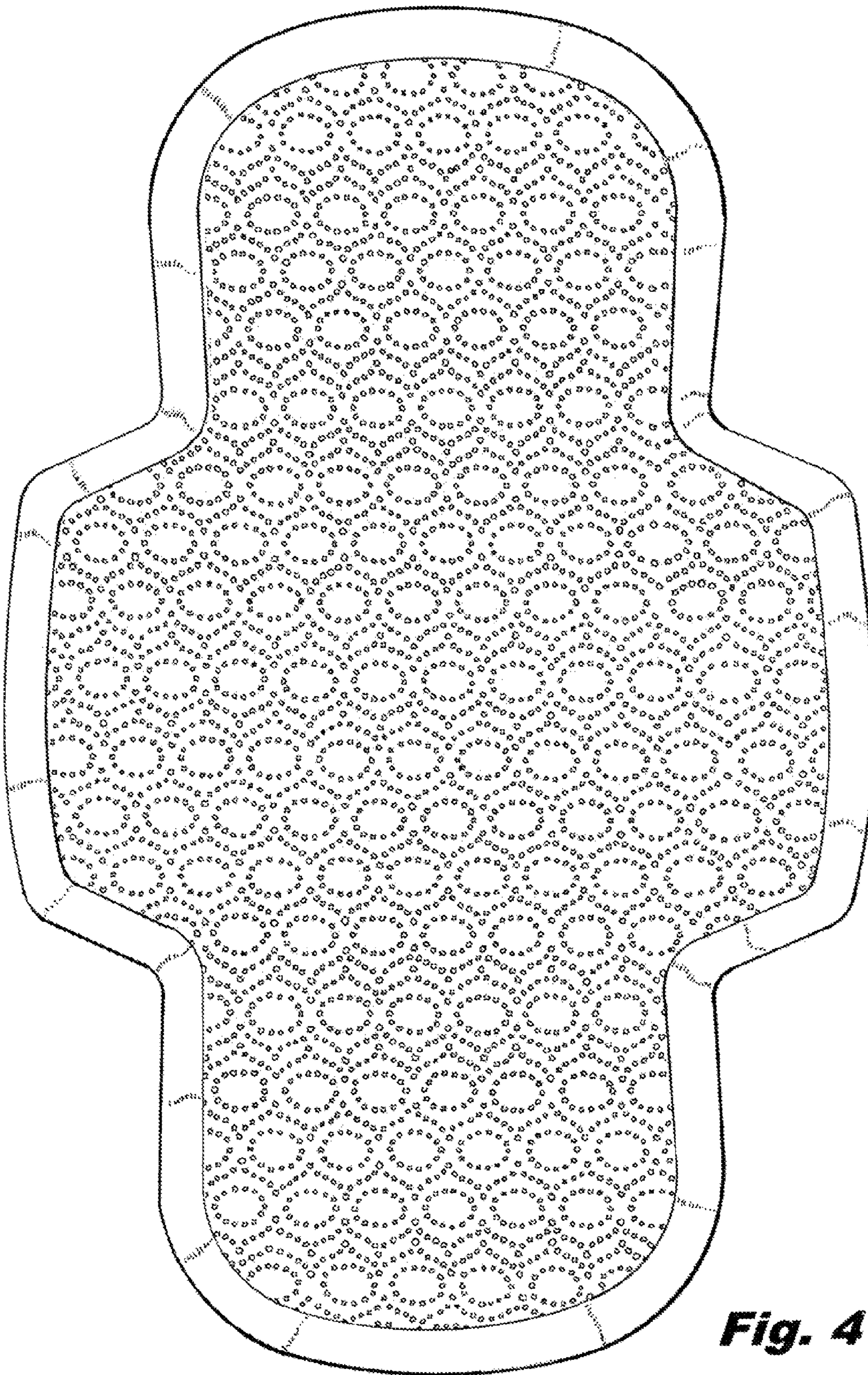


Fig. 4

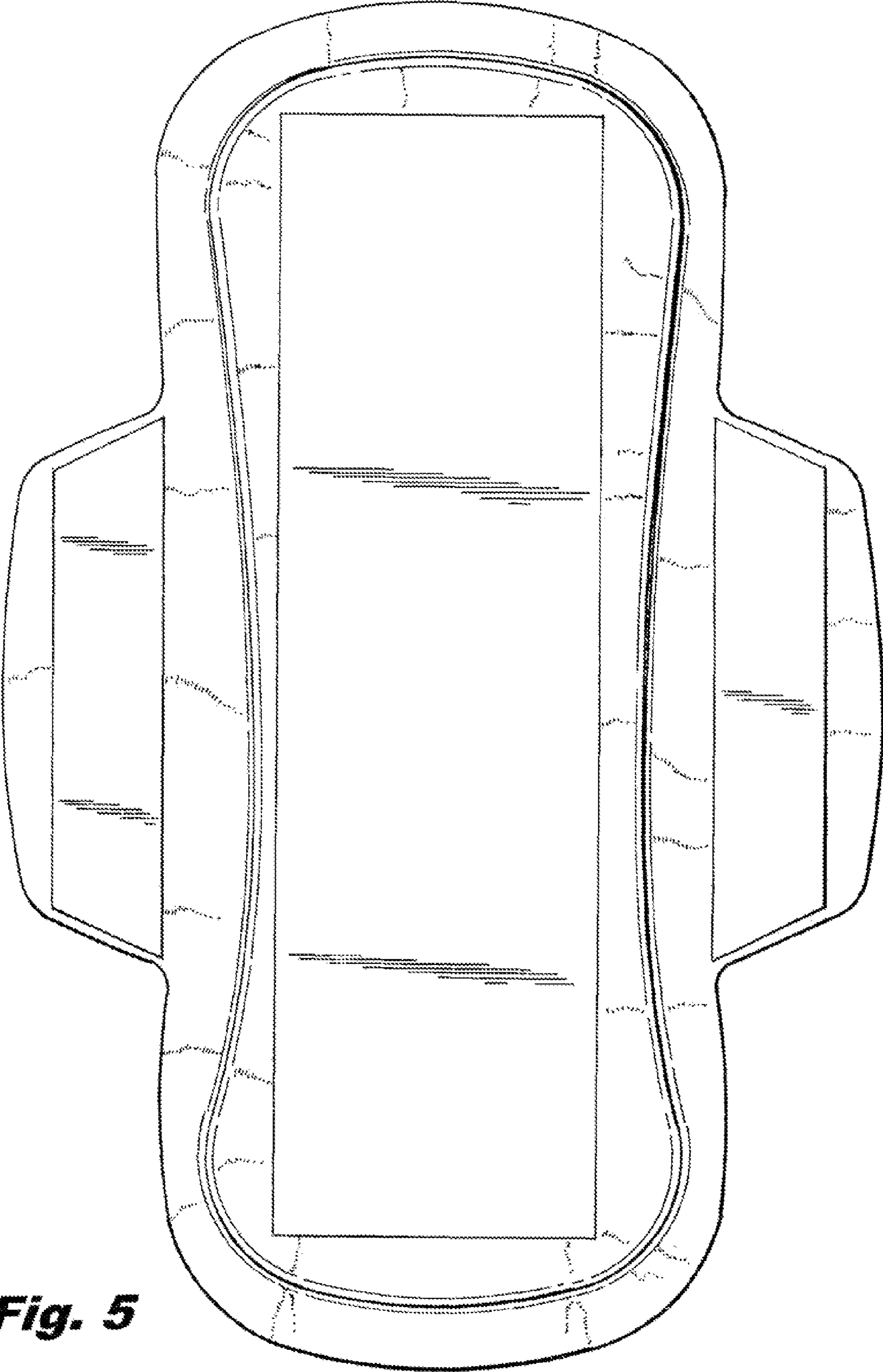


Fig. 5




Fig. 6