



US00D584397S

(12) **United States Design Patent**
Curtin

(10) **Patent No.:** **US D584,397 S**

(45) **Date of Patent:** **** Jan. 6, 2009**

(54) **CEILING FAN BLADE IRON**

(75) Inventor: **Brett Curtin**, Scottsdale, AZ (US)

(73) Assignee: **Craftmade International, Inc.**, Coppell, TX (US)

(**) Term: **14 Years**

(21) Appl. No.: **29/271,555**

(22) Filed: **Jan. 22, 2007**

(51) **LOC (9) Cl.** **23-04**

(52) **U.S. Cl.** **D23/411**

(58) **Field of Classification Search** D23/377,
D23/379, 385, 411, 413; 416/5
See application file for complete search history.

(56) **References Cited**

U.S. PATENT DOCUMENTS

D477,395 S	*	7/2003	Thomas, Jr.	D23/411
D514,690 S	*	2/2006	Flores	D23/411
D522,131 S	*	5/2006	Dye	D23/411
D556,889 S	*	12/2007	Curtin	D23/411

* cited by examiner

Primary Examiner—Lisa P Lichtenstein

(74) *Attorney, Agent, or Firm*—Bracewell & Giuliani LLP

(57) **CLAIM**

The ornamental design for a ceiling fan blade iron, as shown and described.

DESCRIPTION

FIG. 1 is a perspective view of the ceiling fan blade iron showing my new design;

FIG. 2 is an enlarged front elevational view thereof;

FIG. 3 is an enlarged right side elevational view thereof

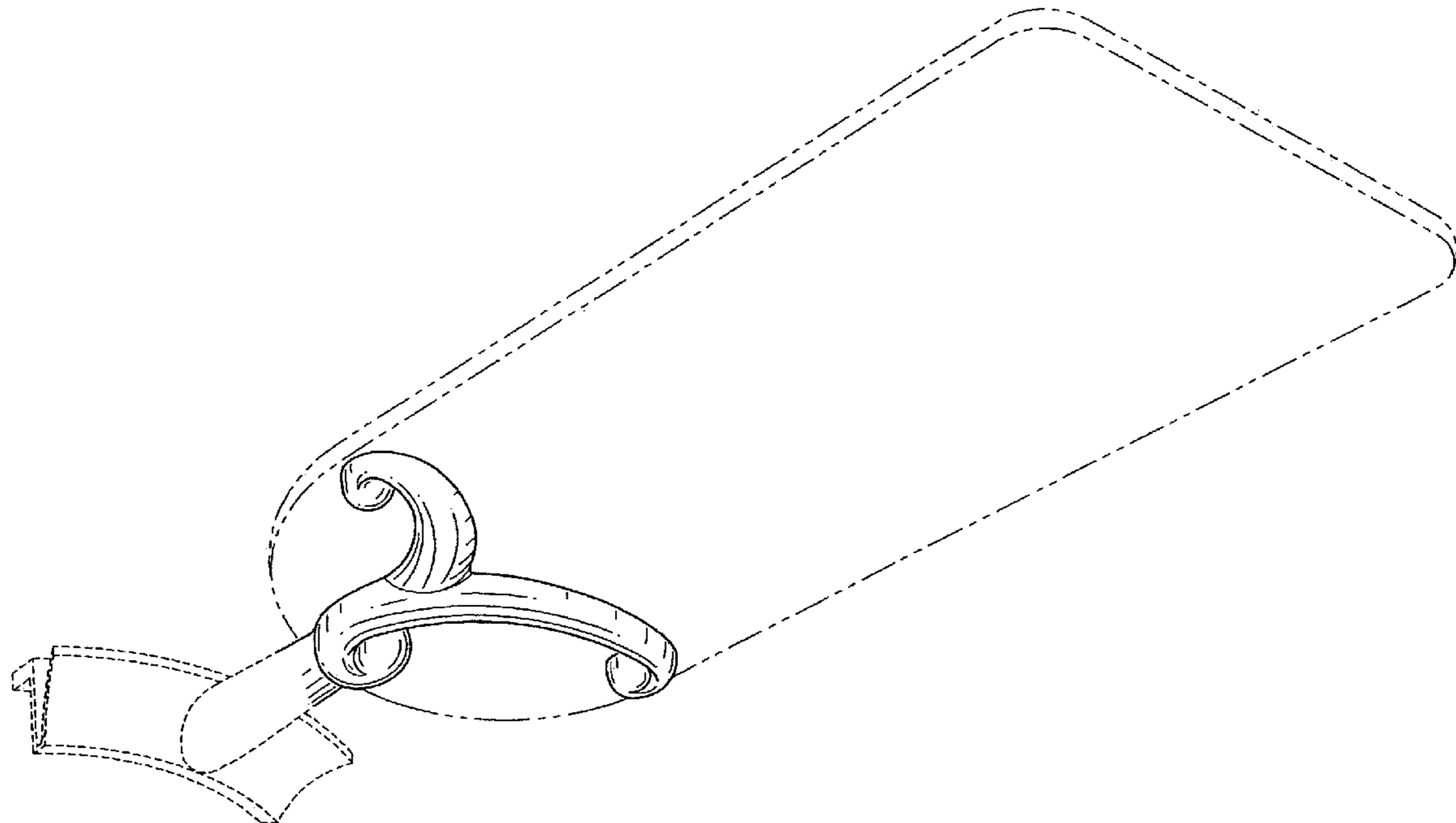
FIG. 4 is an enlarged left side elevational view thereof;

FIG. 5 is an enlarged bottom plan view thereof; and,

FIG. 6 is an enlarged top plan view thereof.

The broken line showing of a ceiling fan blade, fan blade support arm and attachment member is included for the purpose of illustrating environmental structure and forms no part of the claimed design.

1 Claim, 3 Drawing Sheets



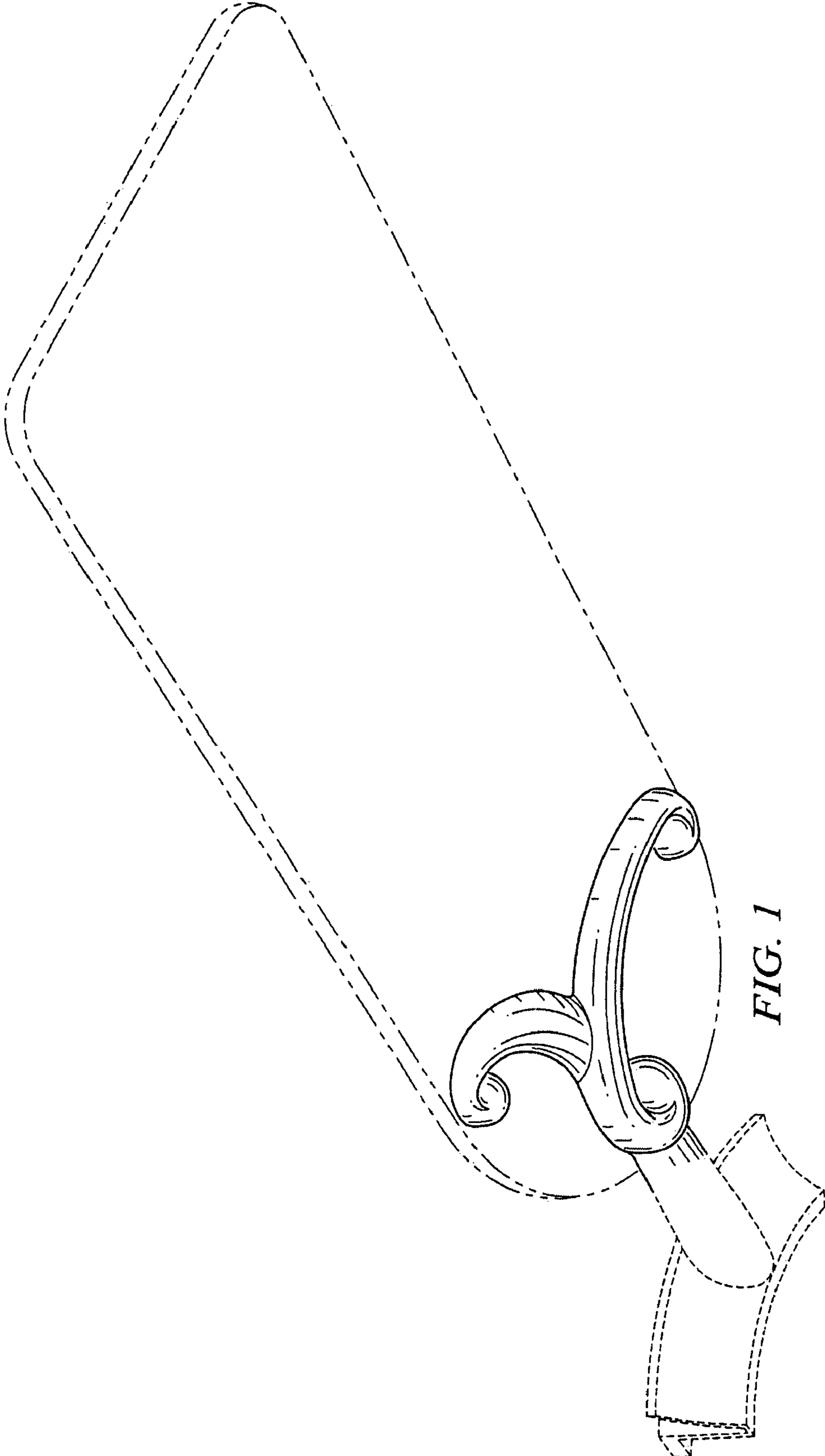


FIG. 1

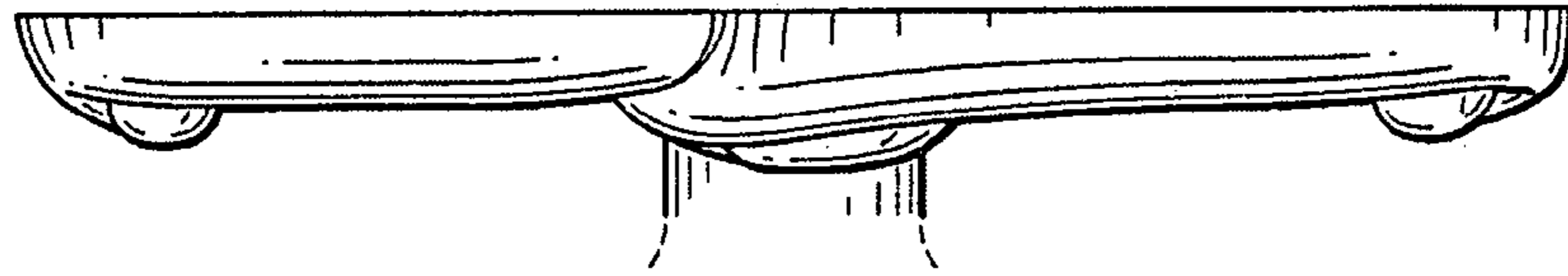


FIG. 2



FIG. 3

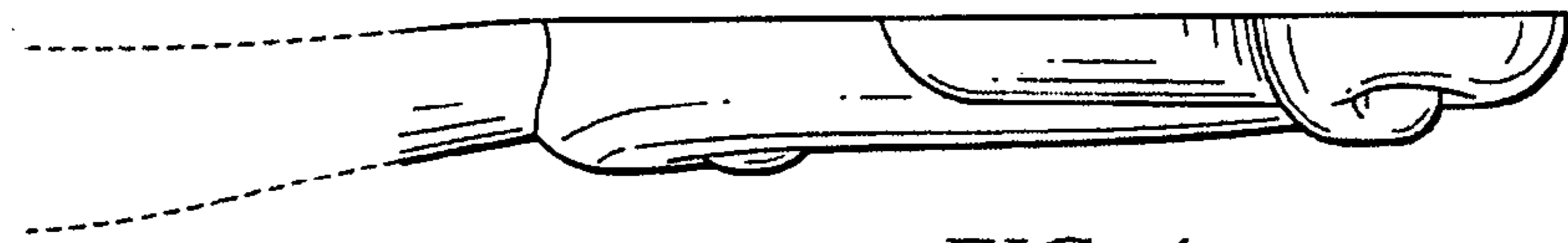


FIG. 4

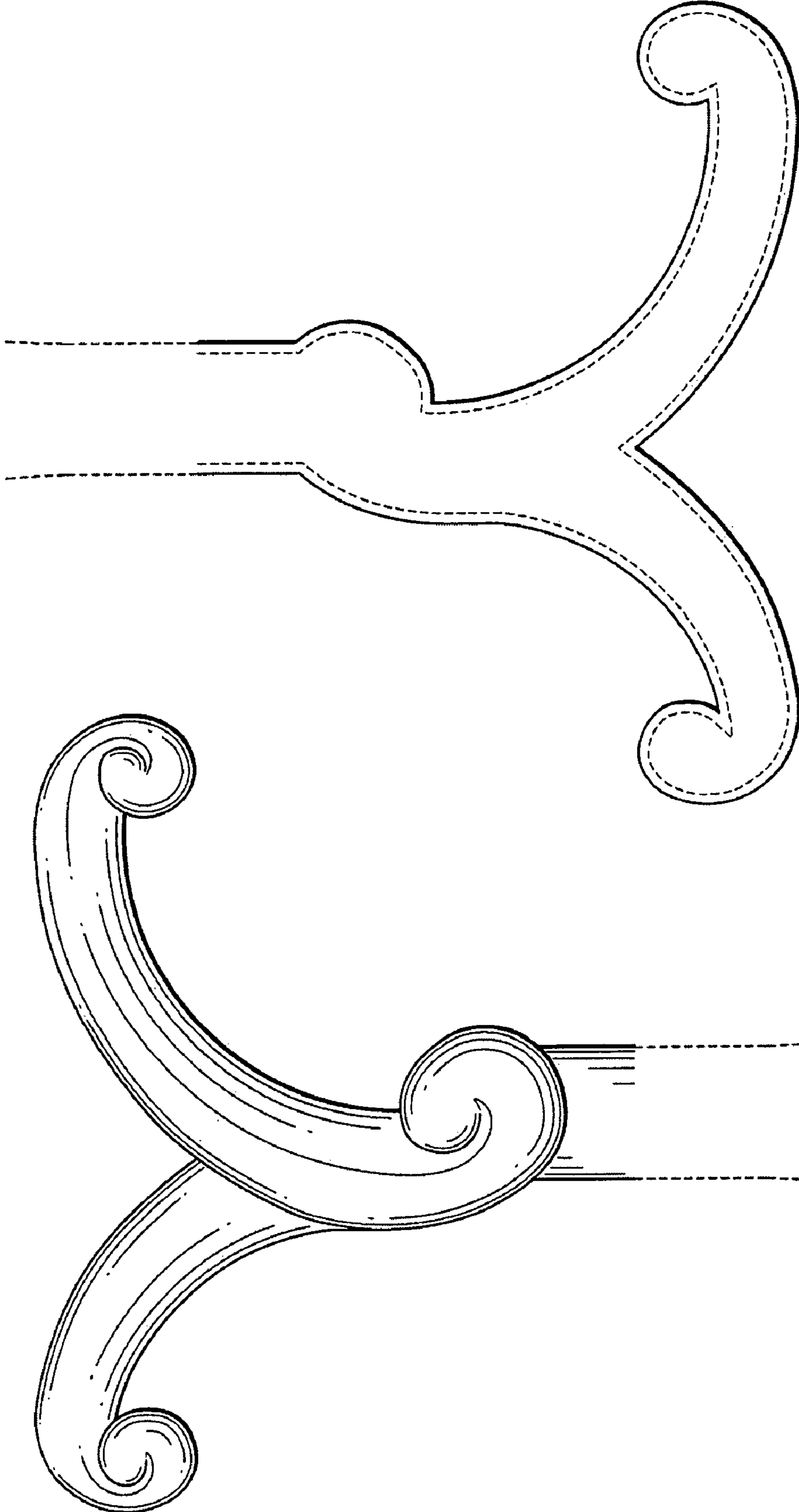


FIG. 6

FIG. 5