



US00D584395S

(12) **United States Design Patent**  
**Arnold, Jr.**

(10) **Patent No.:** **US D584,395 S**  
(45) **Date of Patent:** **\*\* Jan. 6, 2009**

(54) **CHIMNEY CAP**

(75) Inventor: **John G. Arnold, Jr.**, Tulsa, OK (US)

(73) Assignee: **European Copper, L.L.C.**, Tulsa, OK (US)

(\*\*) Term: **14 Years**

(21) Appl. No.: **29/305,785**

(22) Filed: **Mar. 27, 2008**

**Related U.S. Application Data**

(62) Division of application No. 29/266,430, filed on Sep. 20, 2006, now Pat. No. Des. 574,944, which is a division of application No. 29/219,946, filed on Dec. 22, 2004, now Pat. No. Des. 535,010.

(51) **LOC (9) Cl.** ..... **23-04**

(52) **U.S. Cl.** ..... **D23/374**

(58) **Field of Classification Search** ..... D23/374,  
D23/393, 394; 454/4, 12, 15, 13, 14, 17,  
454/18

See application file for complete search history.

(56) **References Cited**

U.S. PATENT DOCUMENTS

D503,471 S \* 3/2005 Huta ..... D23/398  
6,926,600 B1 \* 8/2005 Arnold, Jr. .... 454/12  
D535,010 S \* 1/2007 Arnold, Jr. .... D23/374

\* cited by examiner

*Primary Examiner*—Lisa P Lichtenstein

(74) *Attorney, Agent, or Firm*—Head, Johnson & Kachigian

(57) **CLAIM**

The ornamental design for a chimney cap, as shown and described.

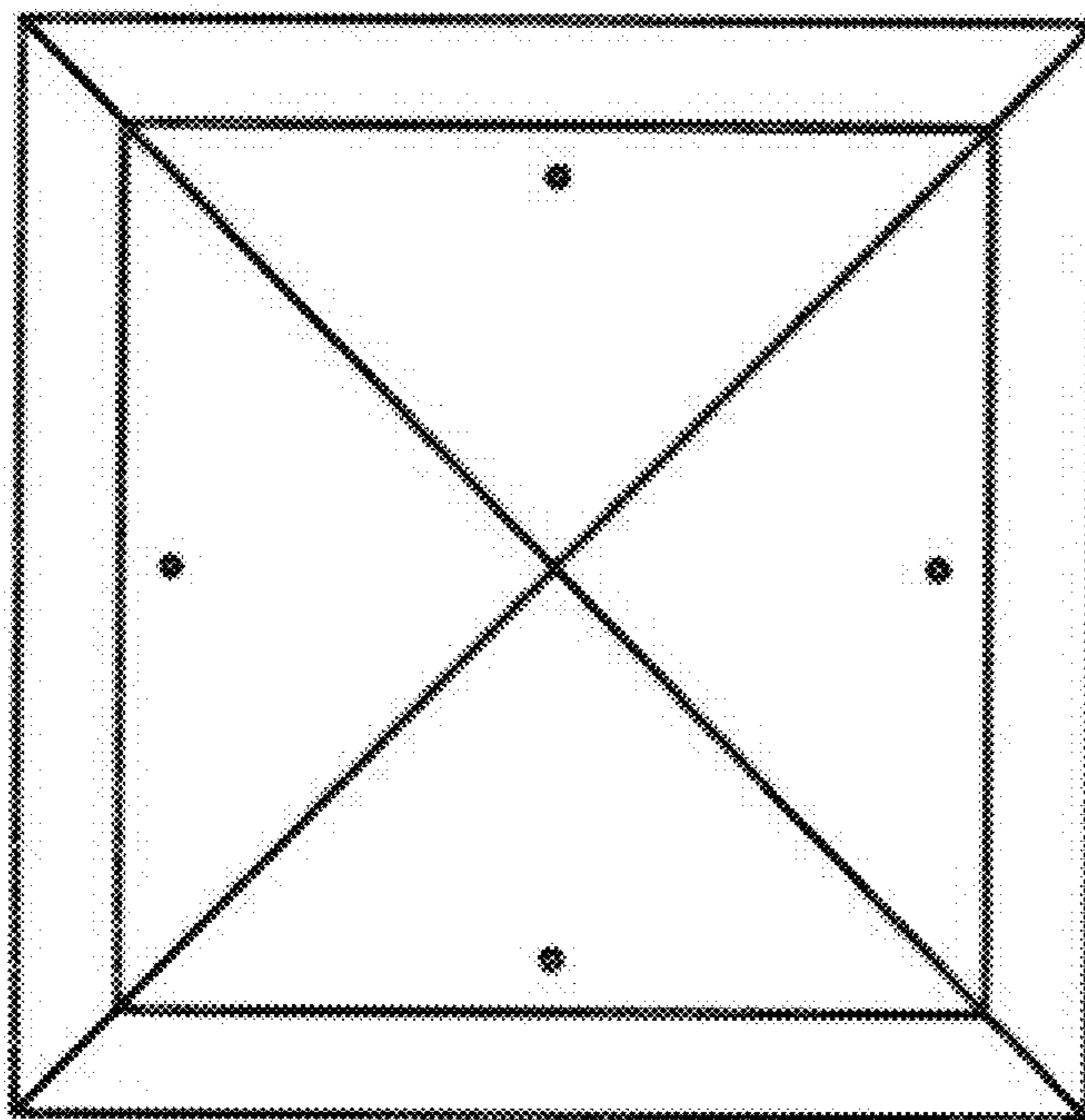
**DESCRIPTION**

FIG. 1 is a top view of a first embodiment of my design showing my chimney cap designs;

FIG. 2 is a front view thereof; and,

FIG. 3 is a bottom view thereof, and the right side, left side and back views would be mirror images of the front view.

**1 Claim, 1 Drawing Sheet**



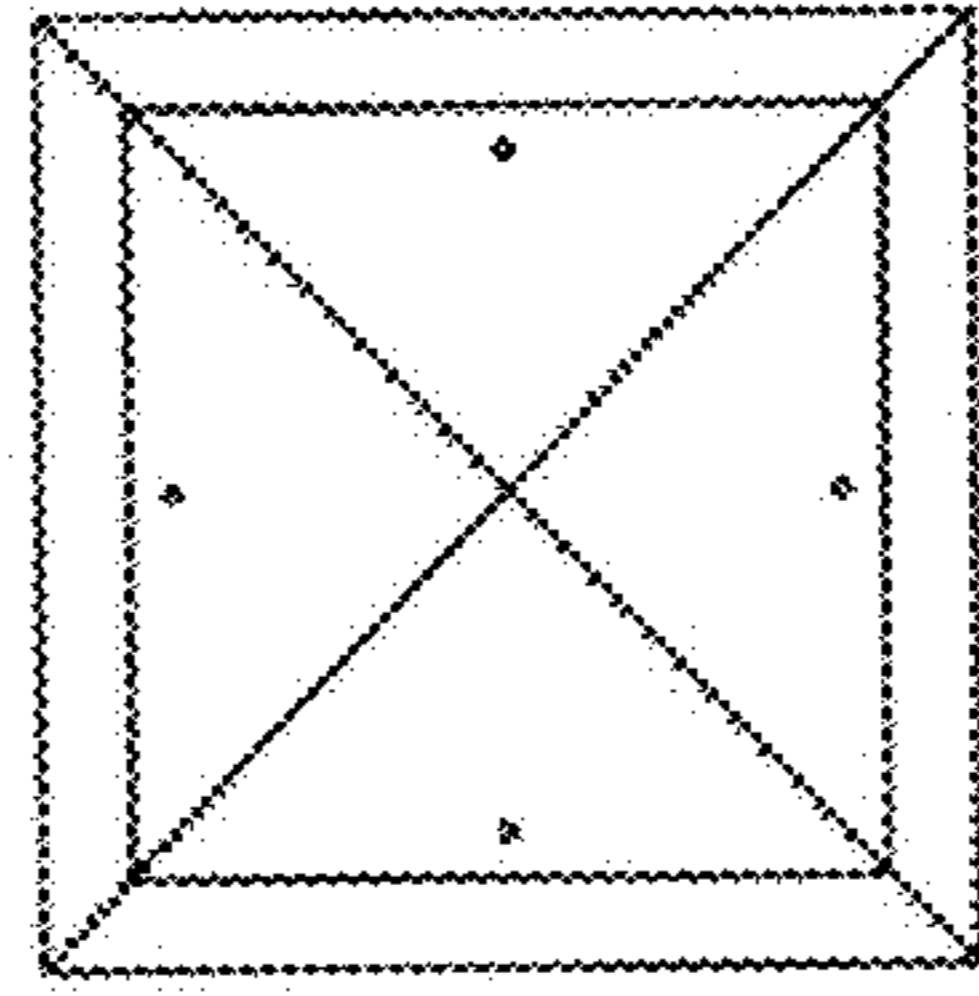


Fig. 1

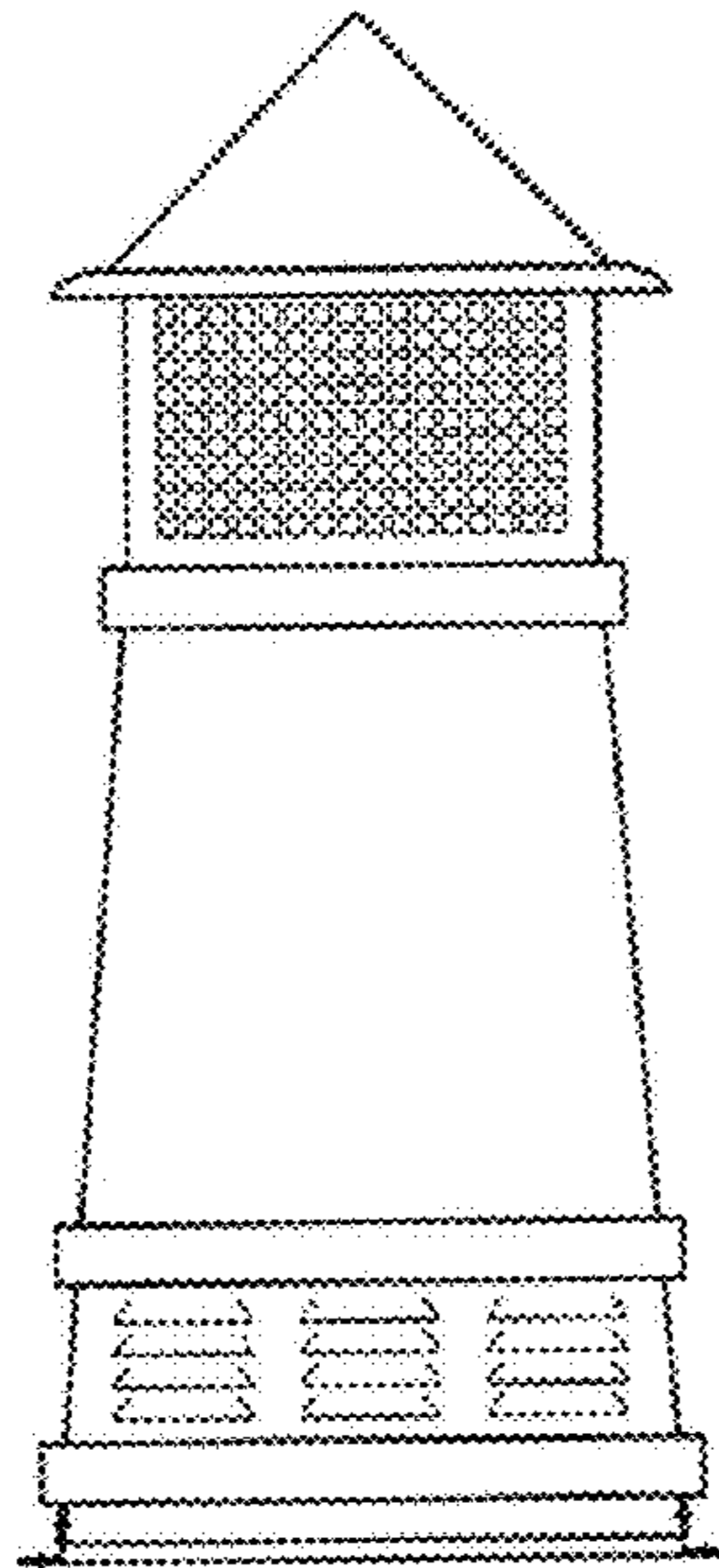


Fig. 2

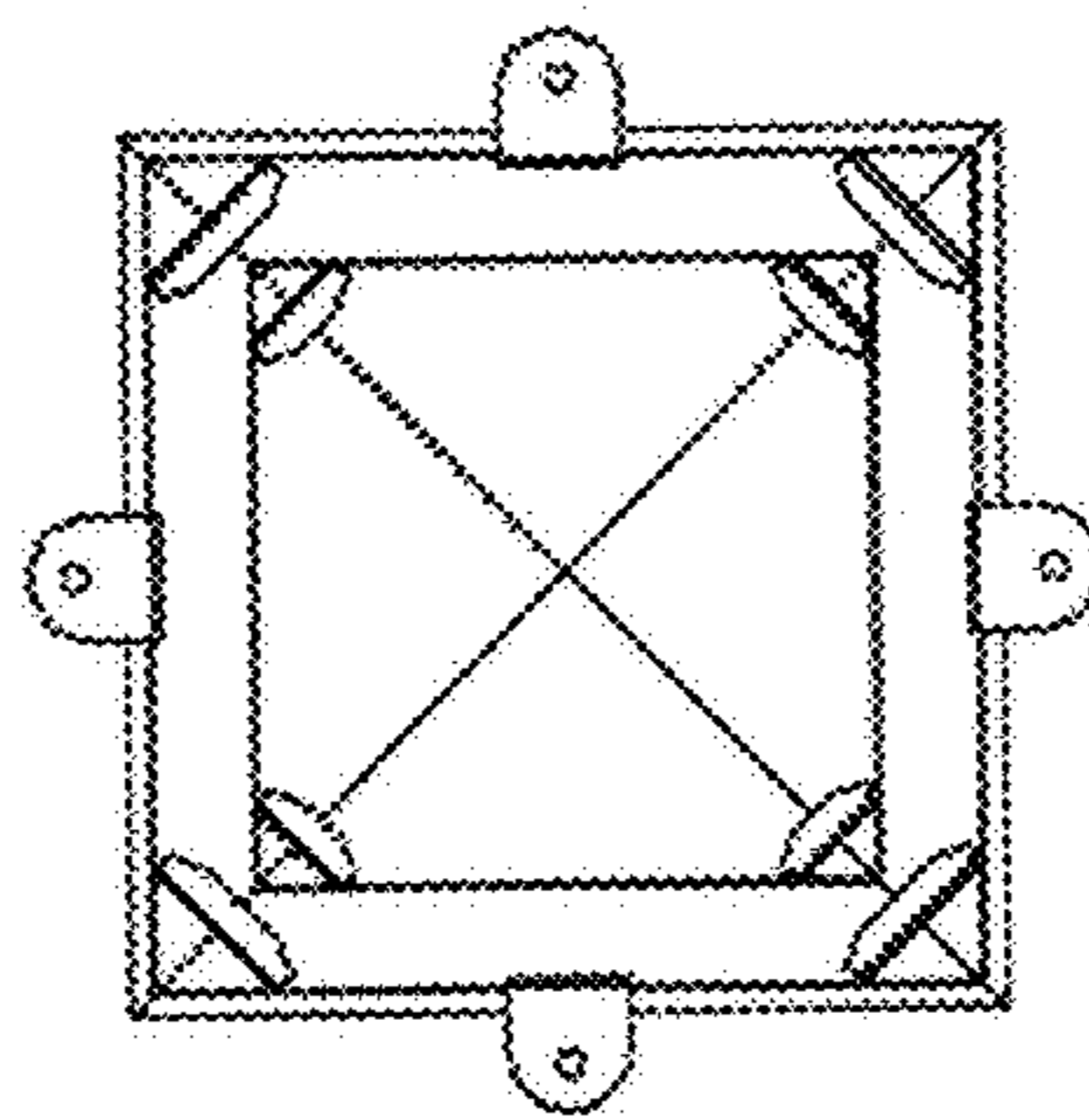


Fig. 3