



US00D584394S

(12) **United States Design Patent**
Miyake et al.

(10) **Patent No.:** **US D584,394 S**
(45) **Date of Patent:** **** Jan. 6, 2009**

(54) **VENTILATING FAN**

(75) Inventors: **Hiroshi Miyake**, Osaka (JP); **Nobuyuki Mase**, Osaka (JP)

(73) Assignee: **Panasonic Corporation**, Osaka (JP)

(**) Term: **14 Years**

(21) Appl. No.: **29/320,738**

(22) Filed: **Jul. 2, 2008**

(30) **Foreign Application Priority Data**

Apr. 17, 2008 (JP) 2008-009896

(51) **LOC (9) Cl.** **23-04**

(52) **U.S. Cl.** **D23/370**

(58) **Field of Classification Search** D23/370,
D23/371, 385; 454/354, 349; 416/247 R
See application file for complete search history.

(56) **References Cited**

U.S. PATENT DOCUMENTS

- D153,313 S 4/1949 Phillips
- D287,888 S 1/1987 Castor et al.
- D490,147 S 5/2004 Miura
- D510,996 S 10/2005 Vladika
- D535,431 S 1/2007 Roland

- D543,270 S 5/2007 Miura et al.
- D570,465 S * 6/2008 Miyake et al. D23/371
- D574,478 S * 8/2008 Miyake et al. D23/371

* cited by examiner

Primary Examiner—Lisa P Lichtenstein

(74) *Attorney, Agent, or Firm*—Brinks Hofer Gilson & Lione

(57) **CLAIM**

The ornamental design for a ventilating fan, as shown and described.

DESCRIPTION

FIG. 1 is a front perspective view of a ventilating fan of the present invention;

FIG. 2 is a front view thereof;

FIG. 3 is a rear view thereof;

FIG. 4 is a first side view thereof;

FIG. 5 is a second side view thereof;

FIG. 6 is a top view thereof; and,

FIG. 7 is a bottom view thereof.

The broken line showing of a ventilating fan is included for the purpose of illustrating environment and forms no part of the claimed design.

1 Claim, 7 Drawing Sheets

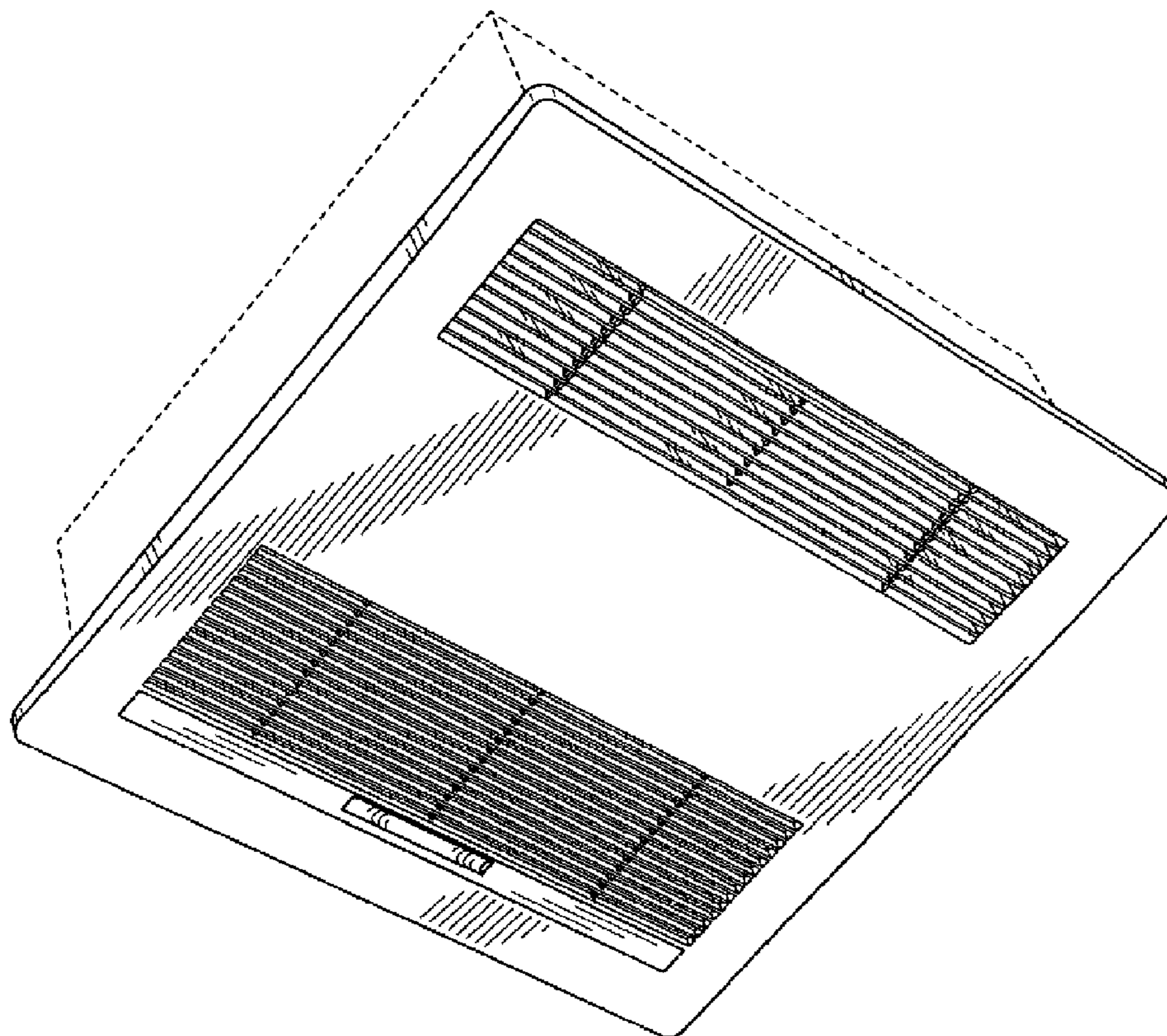


FIG.1

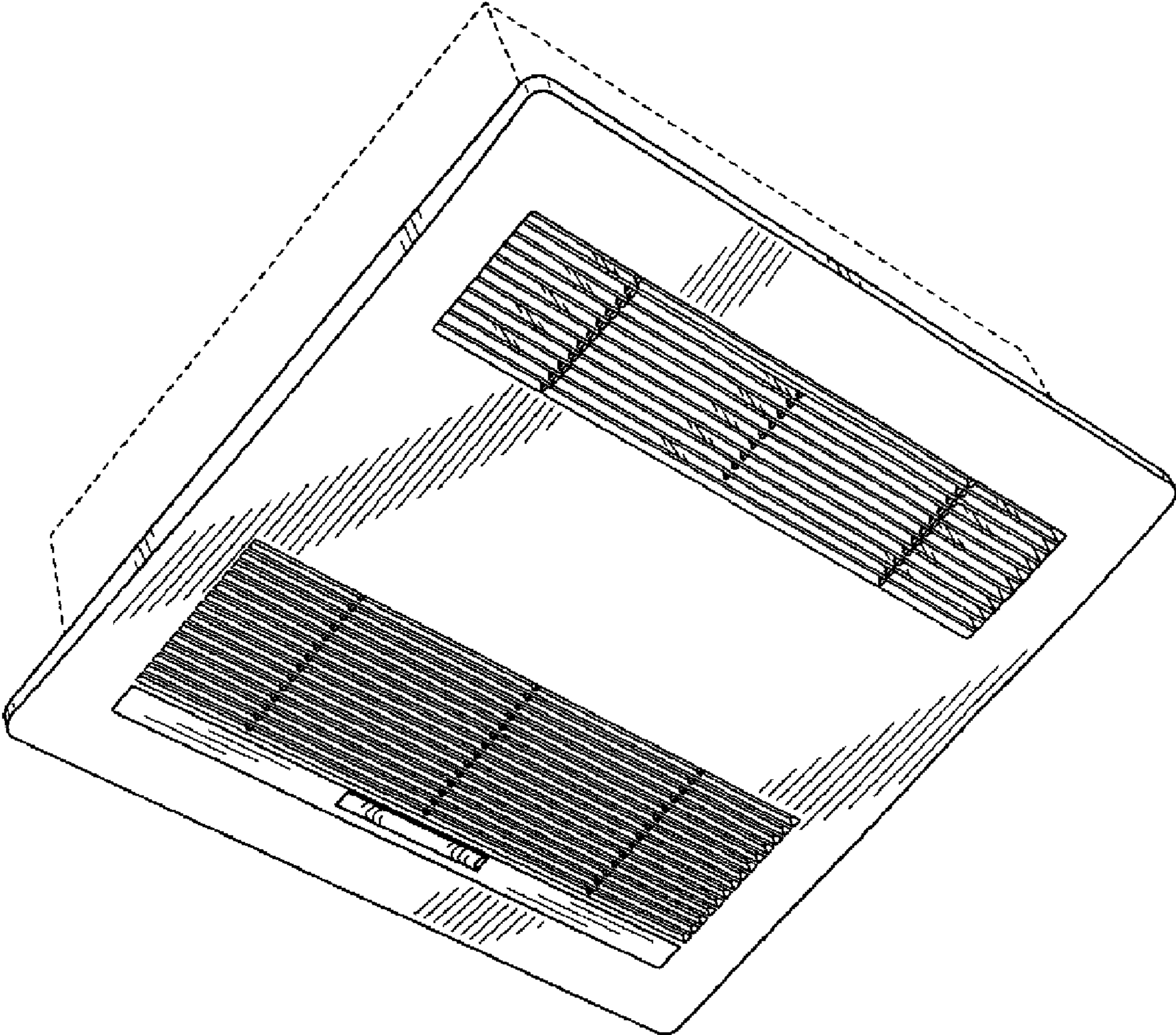


FIG. 2

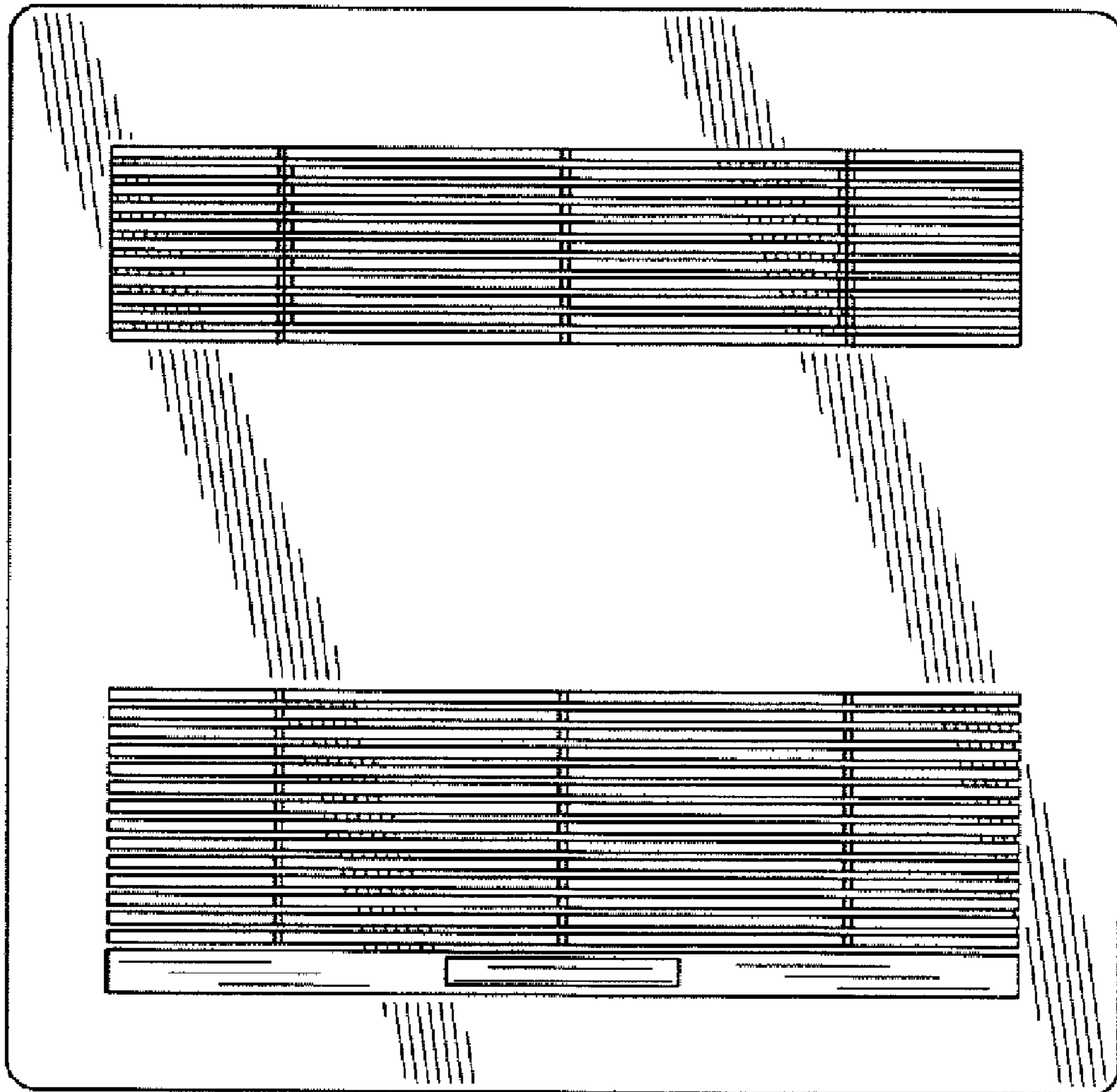


FIG. 3




FIG. 4




FIG. 5




FIG. 6

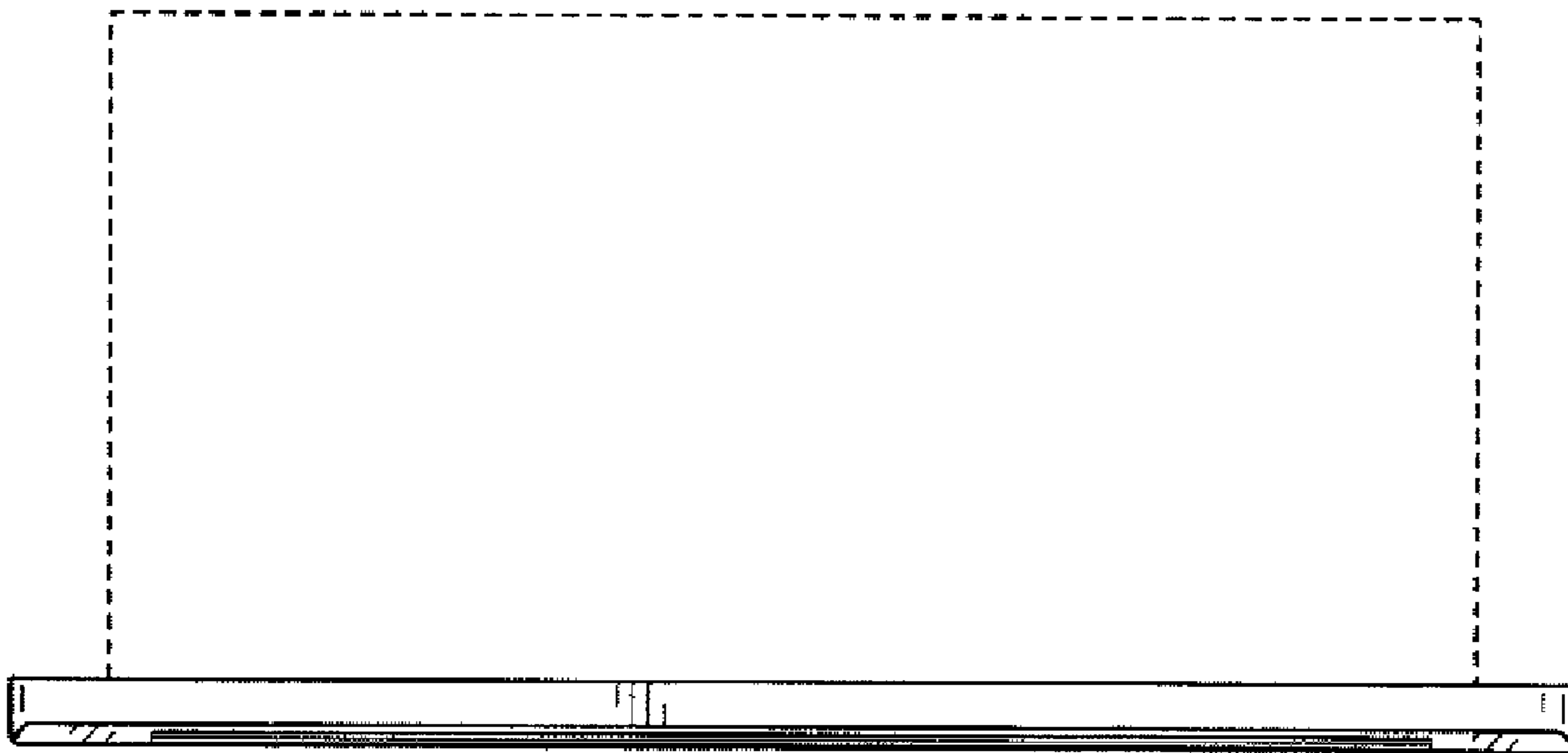


FIG. 7

