



US00D584393S

(12) **United States Design Patent**  
**Miyake et al.**

(10) **Patent No.:** **US D584,393 S**  
(45) **Date of Patent:** **\*\* Jan. 6, 2009**

(54) **VENTILATING FAN**

(75) Inventors: **Hiroshi Miyake**, Osaka (JP); **Nobuyuki Mase**, Osaka (JP)

(73) Assignee: **Panasonic Corporation**, Osaka (JP)

(\*\*) Term: **14 Years**

(21) Appl. No.: **29/320,732**

(22) Filed: **Jul. 2, 2008**

(30) **Foreign Application Priority Data**

Apr. 17, 2008 (JP) ..... 2008-009895

(51) **LOC (9) Cl.** ..... **23-04**

(52) **U.S. Cl.** ..... **D23/370**

(58) **Field of Classification Search** ..... D23/370,  
D23/371, 385; 454/354, 349; 416/247 R  
See application file for complete search history.

(56) **References Cited**

**U.S. PATENT DOCUMENTS**

D153,313 S 4/1949 Phillips  
D287,888 S 1/1987 Castor et al.  
D490,147 S 5/2004 Miura  
D510,996 S 10/2005 Vladika  
D535,431 S 1/2007 Roland

D543,270 S 5/2007 Miura et al.  
D570,465 S \* 6/2008 Miyake et al. .... D23/371  
D574,478 S \* 8/2008 Miyake et al. .... D23/371

\* cited by examiner

*Primary Examiner*—Lisa P Lichtenstein

(74) *Attorney, Agent, or Firm*—Brinks Hofer Gilson & Lione

(57) **CLAIM**

The ornamental design for a ventilating fan, as shown and described.

**DESCRIPTION**

FIG. 1 is a front perspective view of a ventilating fan of the present invention;

FIG. 2 is a front view thereof;

FIG. 3 is a rear view thereof;

FIG. 4 is a first side view thereof;

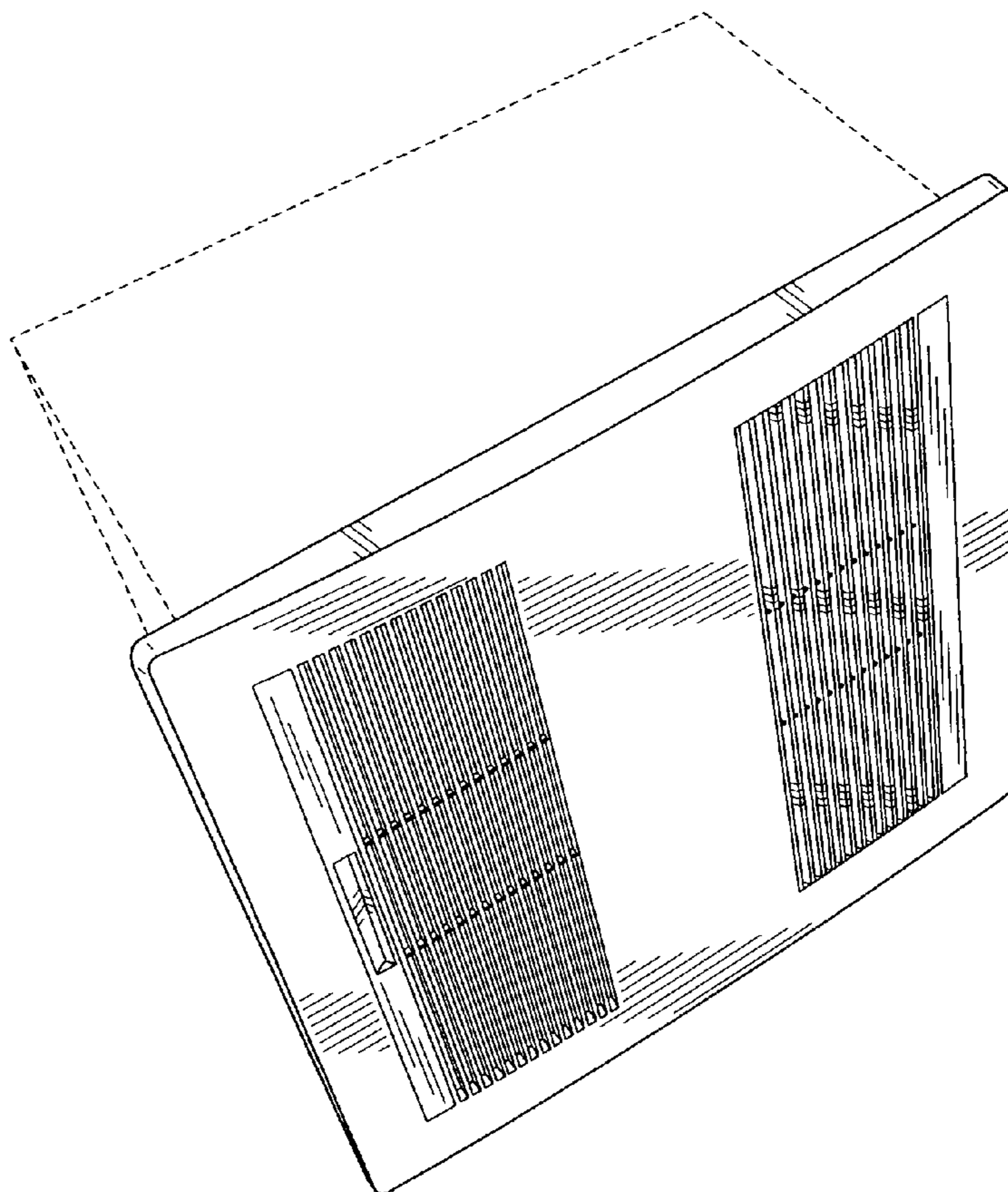
FIG. 5 is a second side view thereof;

FIG. 6 is a top view thereof; and,

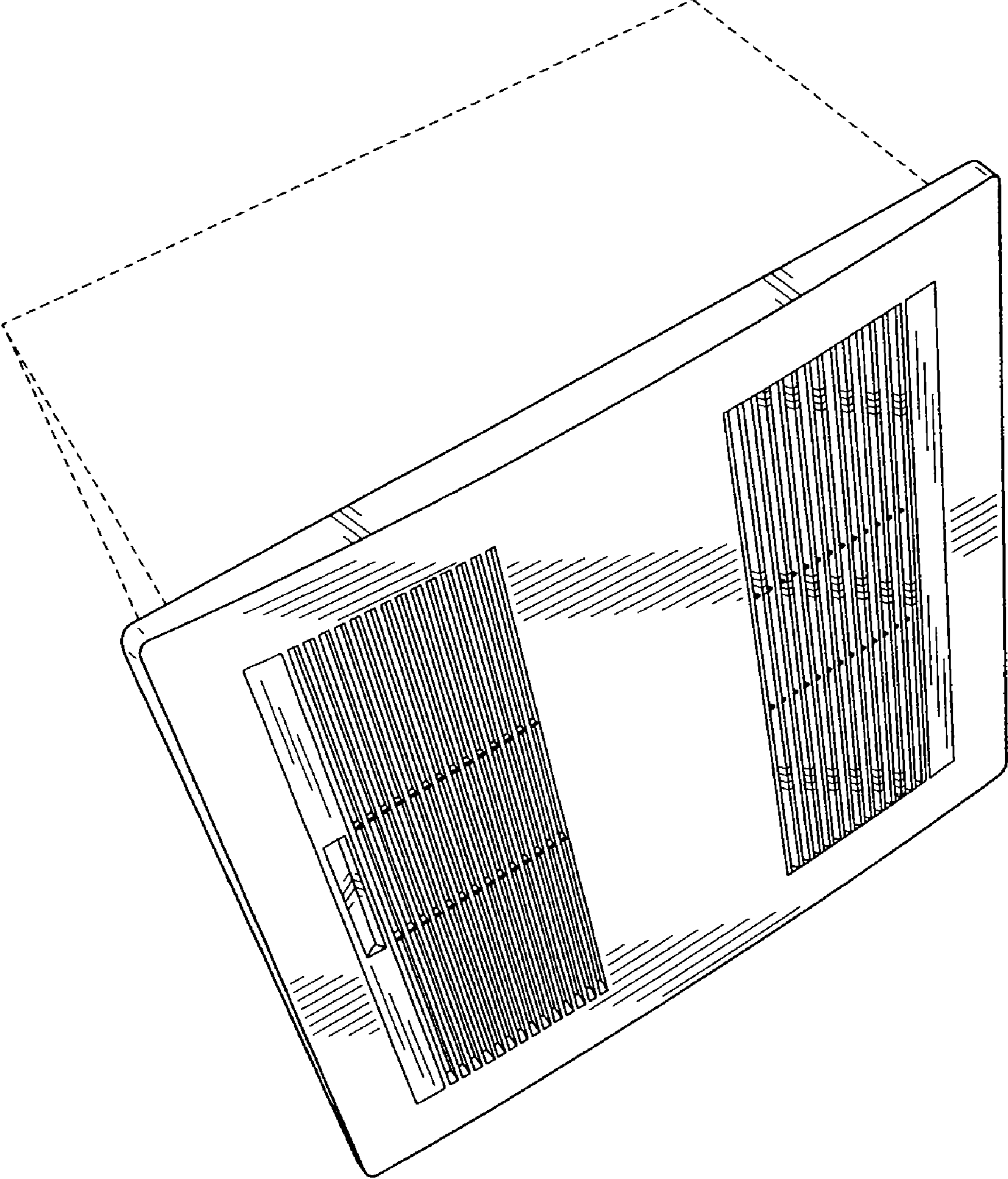
FIG. 7 is a bottom view thereof.

The broken line showing of ventilating fan is included for the purpose of illustrating environment and forms no part of the claimed design.

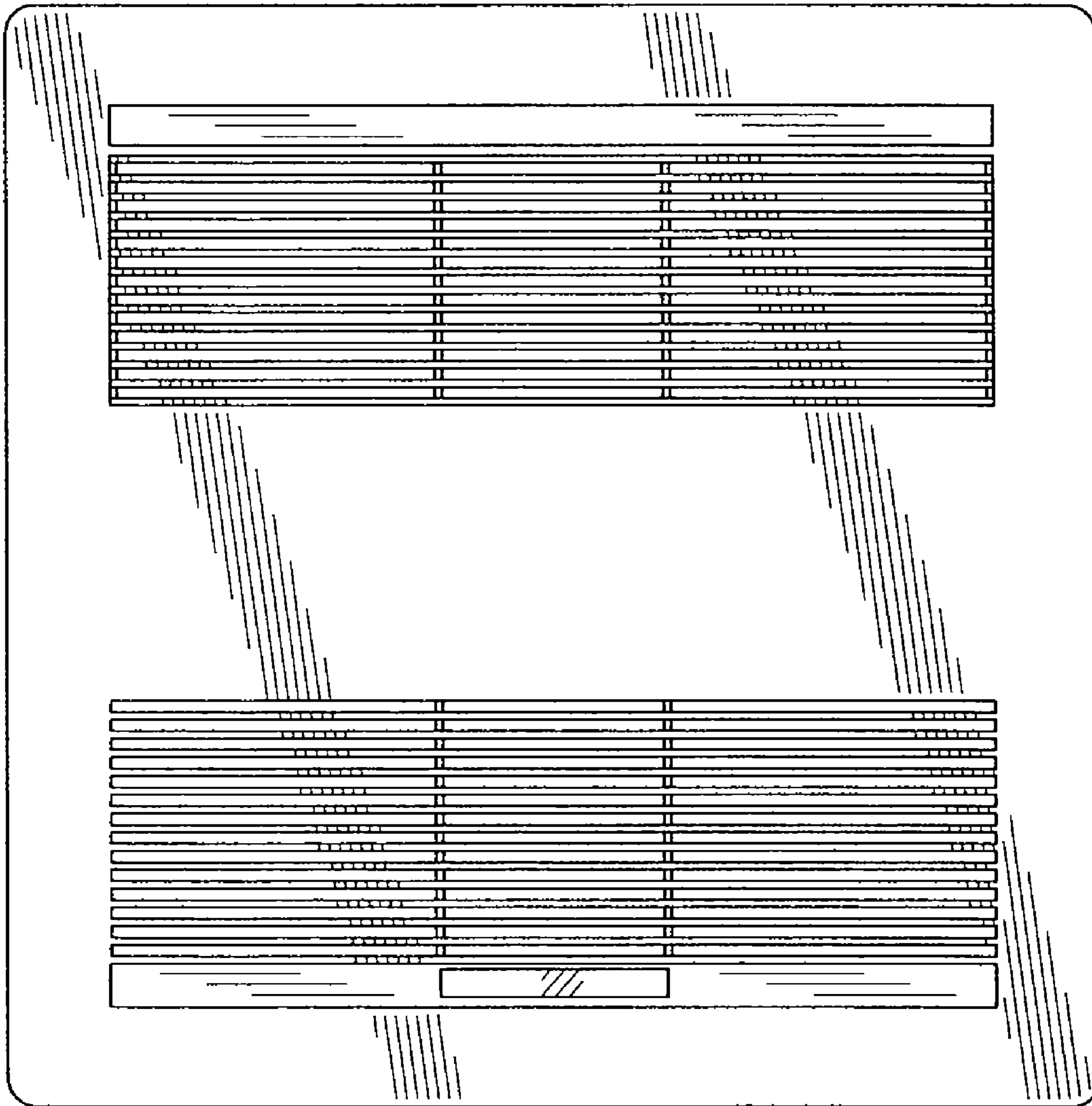
**1 Claim, 7 Drawing Sheets**




**FIG.1**




**FIG. 2**




**FIG.3**



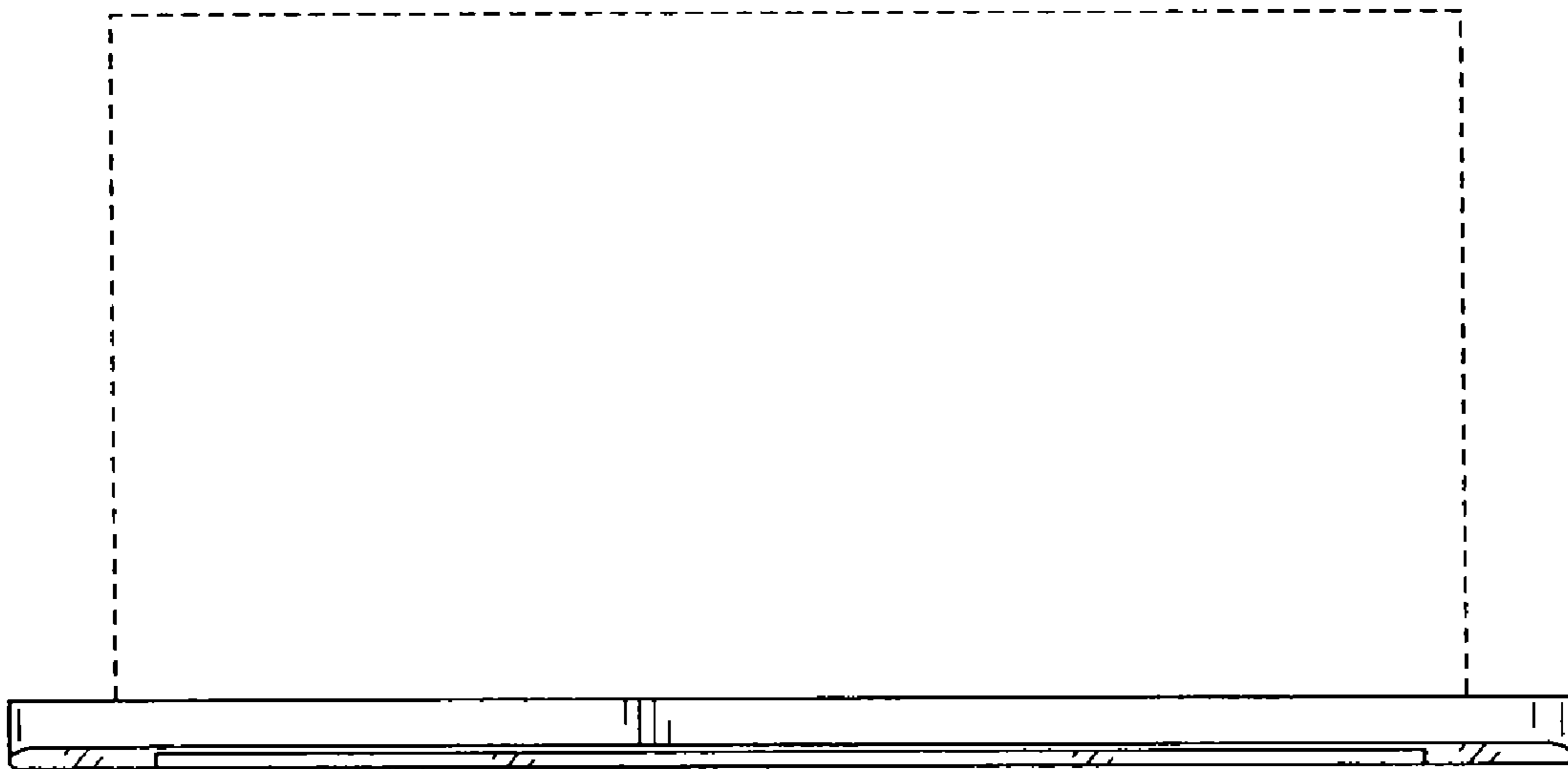
**FIG. 4**



**FIG. 5**



**FIG. 6**



**FIG.7**

