



US00D584392S

(12) **United States Design Patent**
Noda

(10) **Patent No.:** **US D584,392 S**
(45) **Date of Patent:** **** Jan. 6, 2009**

(54) **CENTRIFUGAL BLOWER FAN**
(75) Inventor: **Hiroyuki Noda**, Kawagoe (JP)
(73) Assignee: **Husqvarna Zenoah Co., Ltd**,
Kawagoe-shi (JP)
(**) Term: **14 Years**
(21) Appl. No.: **29/306,755**
(22) Filed: **Apr. 15, 2008**

D561,323 S * 2/2008 Shirahama D23/370
D561,324 S * 2/2008 Shirahama et al. D23/370
D561,325 S * 2/2008 Shirahama et al. D23/370

* cited by examiner

Primary Examiner—Lisa P Lichtenstein
(74) *Attorney, Agent, or Firm*—Fox Rothschild LLP

(57) **CLAIM**

The ornamental design for a centrifugal blower fan, as shown.

(30) **Foreign Application Priority Data**
Oct. 17, 2007 (JP) 2007-028465
(51) **LOC (9) Cl.** **23-04**
(52) **U.S. Cl.** **D23/370**
(58) **Field of Classification Search** D23/370,
D23/383; 415/206, 208.1
See application file for complete search history.

DESCRIPTION

FIG. 1 is a perspective view of a centrifugal blower fan showing my new design;
FIG. 2 is a front view thereof;
FIG. 3 is a rear view thereof;
FIG. 4 is a top plan view thereof;
FIG. 5 is a bottom plan view thereof;
FIG. 6 is a right side view thereof; and,
FIG. 7 is a left side view thereof.

(56) **References Cited**
U.S. PATENT DOCUMENTS
6,042,335 A * 3/2000 Amr 415/208.1

1 Claim, 5 Drawing Sheets

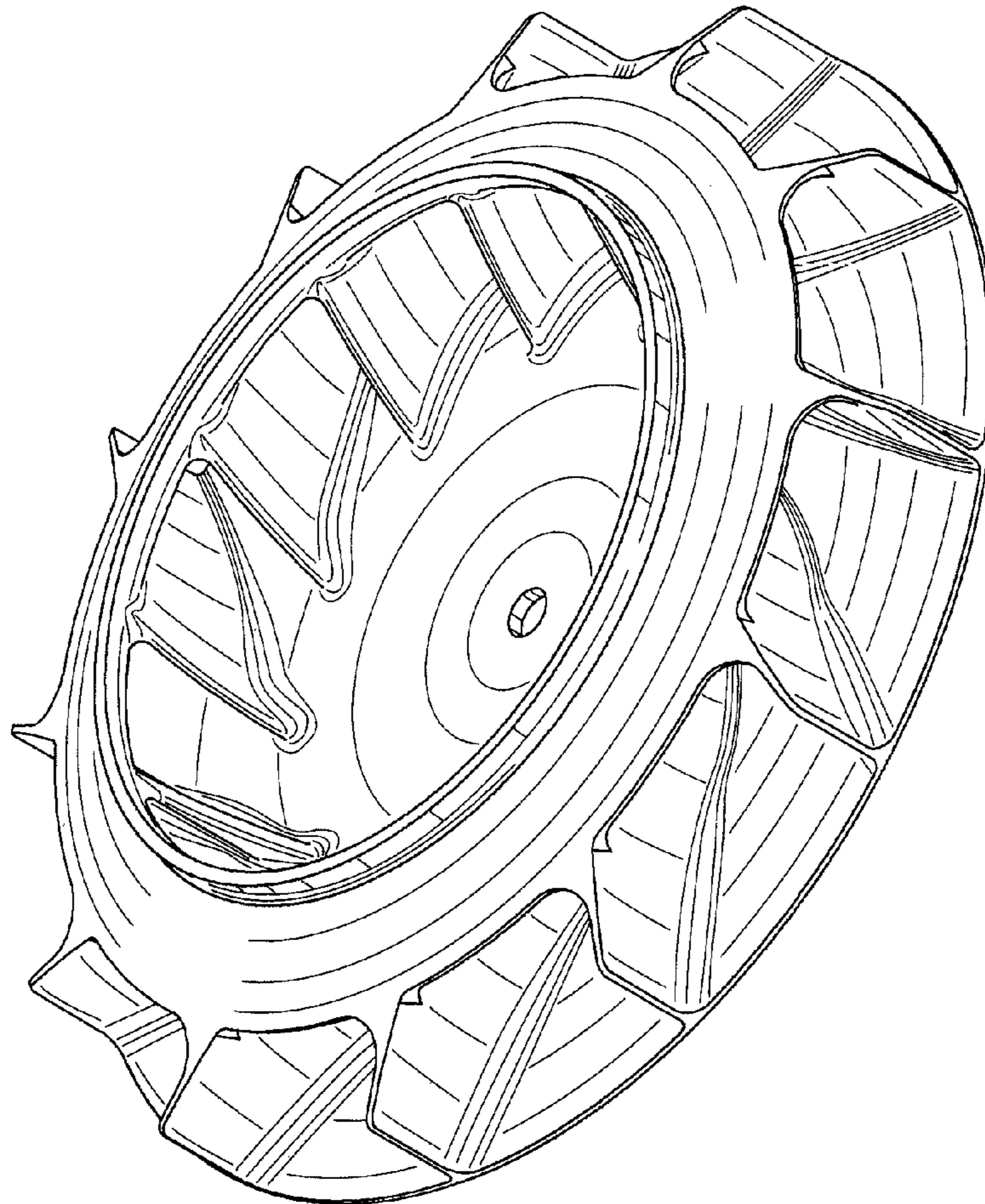


FIG. 1

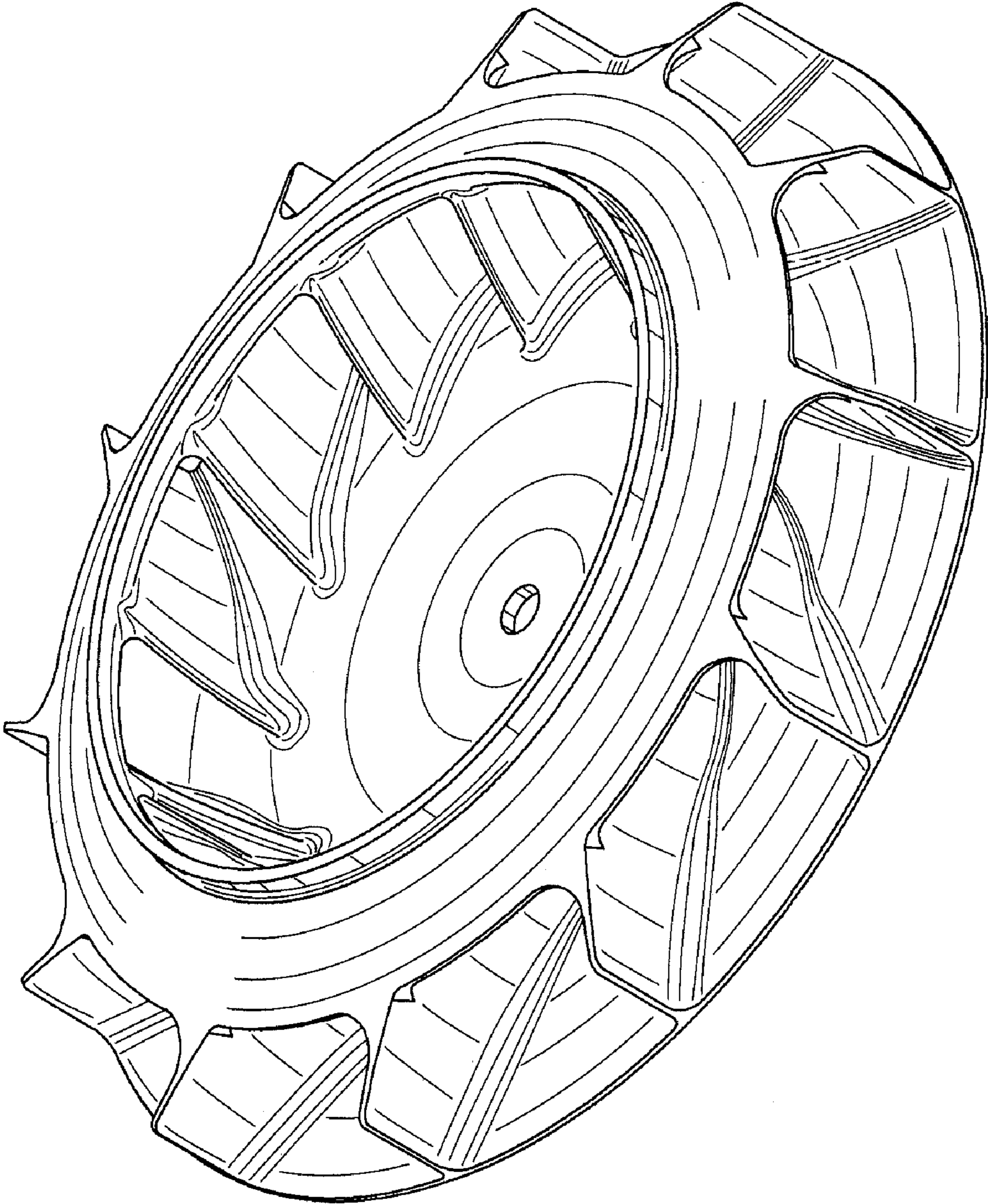


FIG. 2




FIG. 3

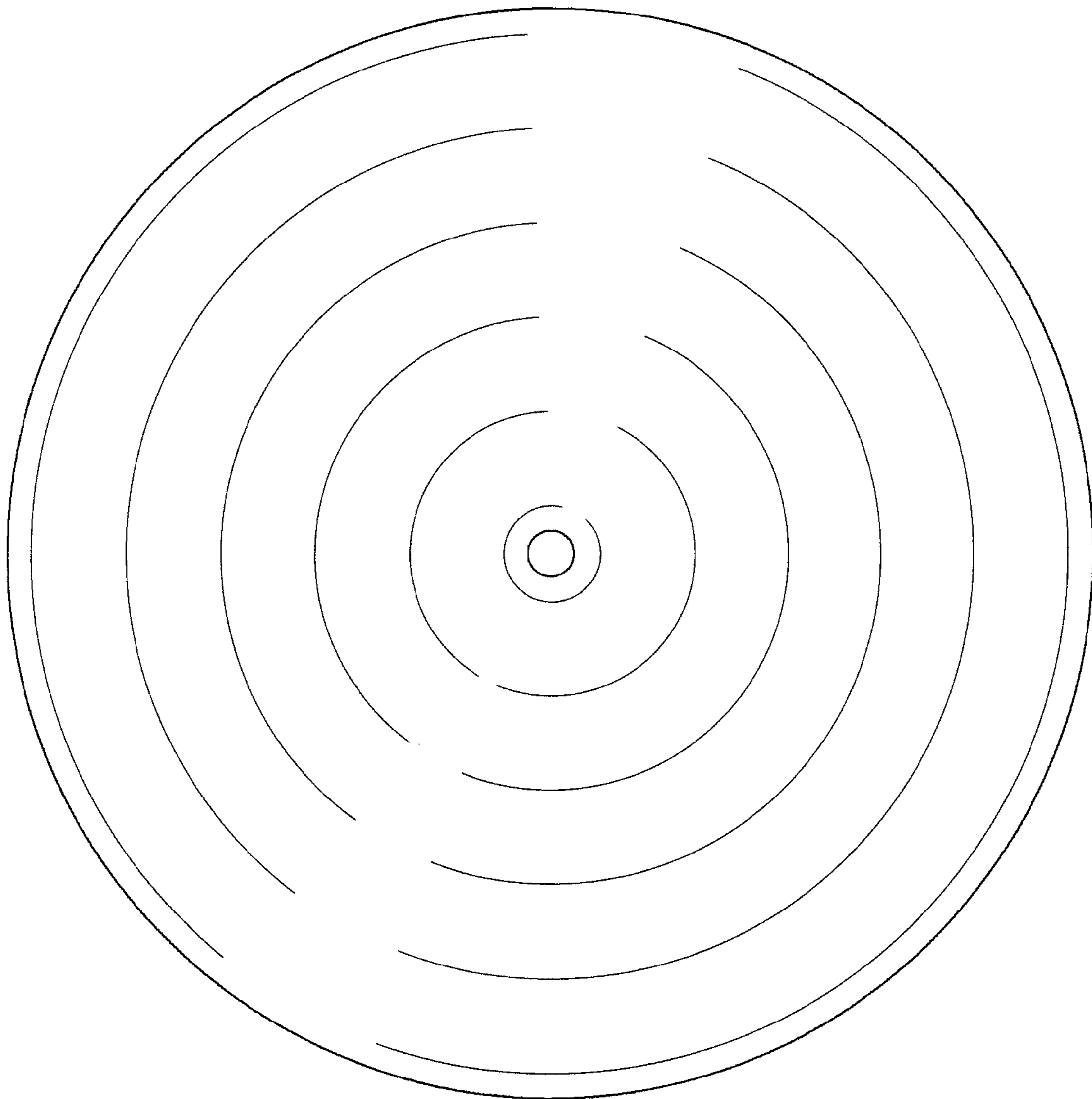


FIG. 4




FIG. 5




FIG. 6

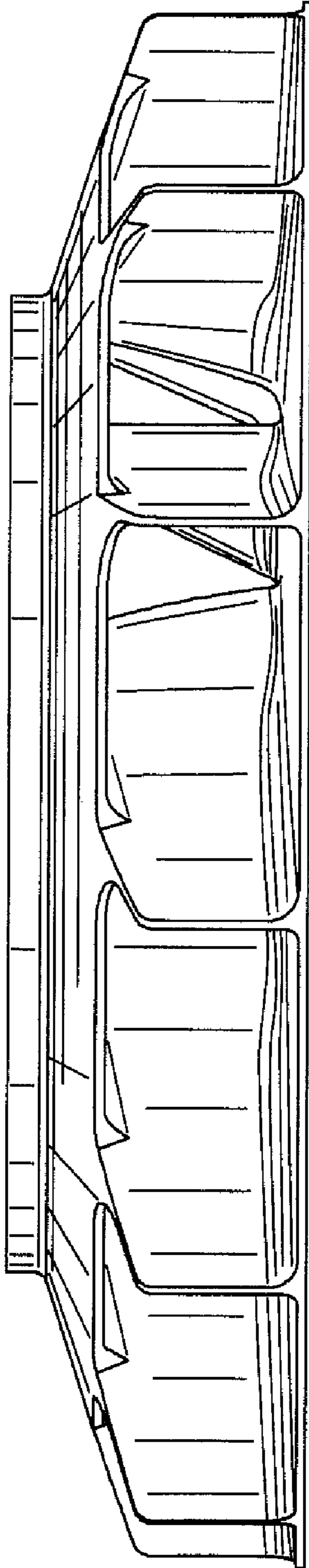


FIG. 7

