

US00D584385S

(12) **United States Design Patent**
Hanna

(10) **Patent No.:** **US D584,385 S**
(45) **Date of Patent:** **** Jan. 6, 2009**

(54) **SPOUT**

(75) Inventor: **Aaron Hanna**, Corona, CA (US)

(73) Assignee: **Newfrey LLC**, Newark, DE (US)

(**) Term: **14 Years**

(21) Appl. No.: **29/302,123**

(22) Filed: **Jan. 10, 2008**

(51) **LOC (9) Cl.** **23-01**

(52) **U.S. Cl.** **D23/255**

(58) **Field of Classification Search** D23/200,
D23/238-257; D6/512, 546, 550; D8/300,
D8/307-308, 310-312, 321; 4/675-678;
137/801; 16/110.1, 441

See application file for complete search history.

(56) **References Cited**

U.S. PATENT DOCUMENTS

D217,670 S	5/1970	Rowlands	
D318,099 S *	7/1991	Reid et al.	D23/255
D465,010 S *	10/2002	Lord	D23/238
D465,559 S	11/2002	Chen	
D495,033 S	8/2004	Berman	
D501,671 S	2/2005	Bayer	
D516,675 S	3/2006	Kakahana	
D518,153 S	3/2006	Theberge	
D521,125 S *	5/2006	Fritz	D23/255
D521,609 S *	5/2006	Fritz	D23/255
D528,634 S	9/2006	Nadler et al.	
D535,363 S	1/2007	Williams	

D535,723 S *	1/2007	Veltz	D23/238
D538,891 S *	3/2007	Gilbert et al.	D23/238
D538,892 S *	3/2007	Gilbert	D23/238
D538,893 S *	3/2007	Gilbert	D23/238
D545,400 S	6/2007	Kemp	
D546,923 S *	7/2007	Castellanos	D23/238
D567,907 S *	4/2008	Kohler et al.	D23/238

* cited by examiner

Primary Examiner—Louis S Zarfaz

Assistant Examiner—Mark Cavanna

(74) *Attorney, Agent, or Firm*—Richard J. Veltman; John D. DelPonti

(57) **CLAIM**

The ornamental design for a spout, as shown and described.

DESCRIPTION

FIG. 1 is a perspective view of a spout showing my new design.

FIG. 2 is a front view of a spout according to FIG. 1.

FIG. 3 is a back view of a spout according to FIG. 1.

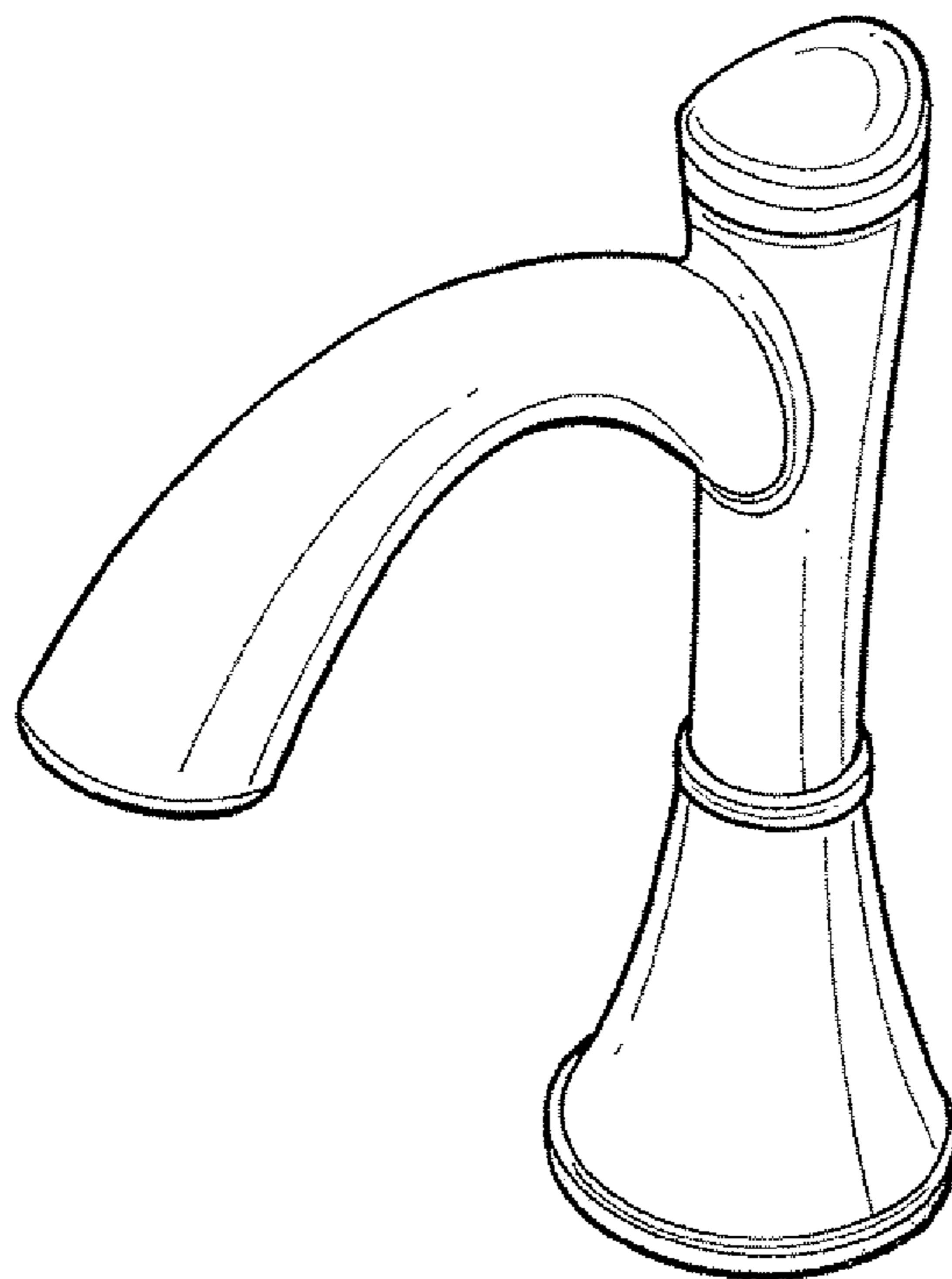
FIG. 4 is a top view of a spout according to FIG. 1.

FIG. 5 is a bottom view of a spout according to FIG. 1; and,

FIG. 6 is a right side view of a spout according to FIG. 1, with the left side view being a mirror image thereof.

The broken lines shown in FIGS. 2 and 5 are included for the purpose of illustrating a portion of the SPOUT that forms no part of the claimed design.

1 Claim, 2 Drawing Sheets



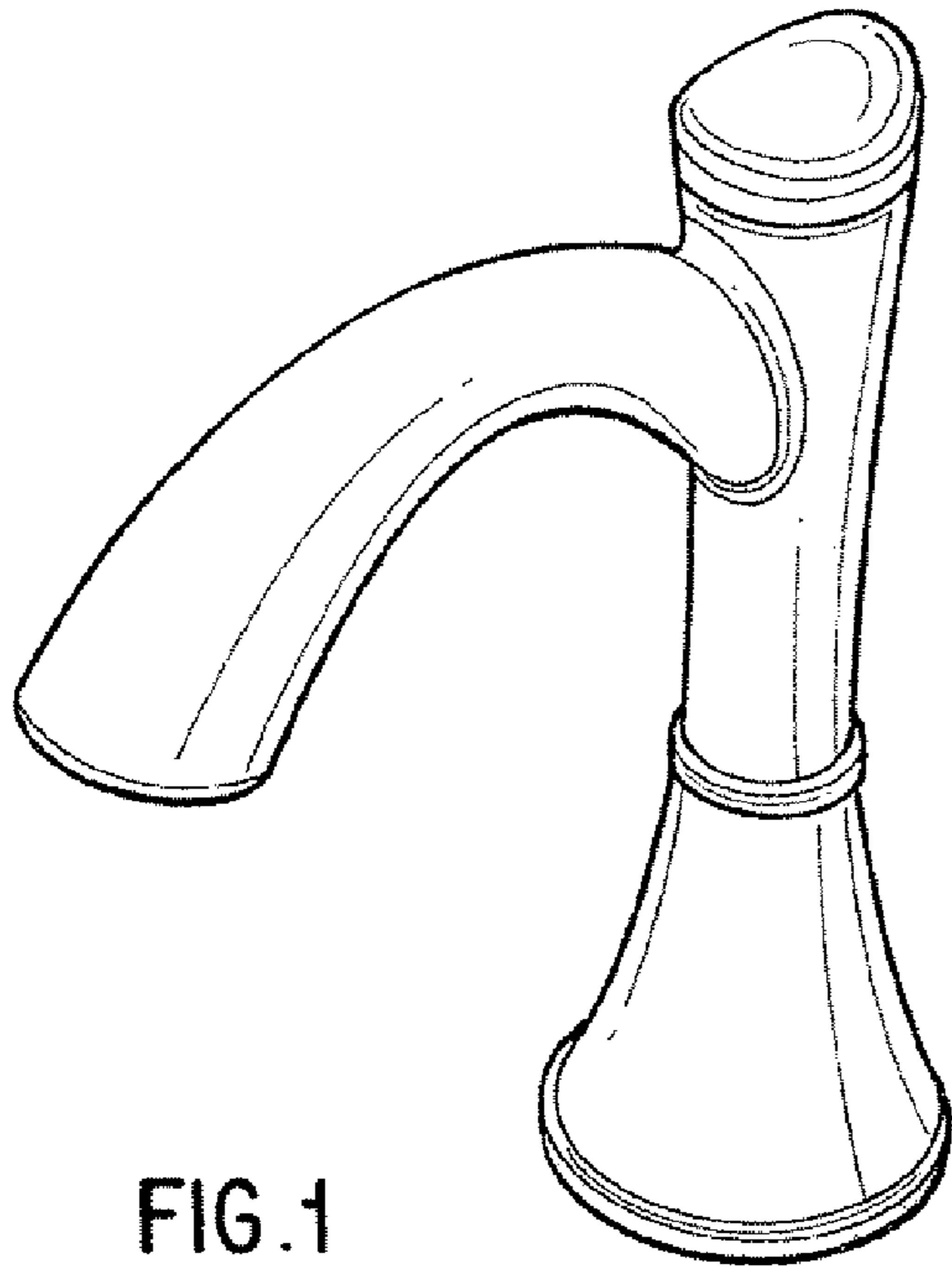


FIG. 1

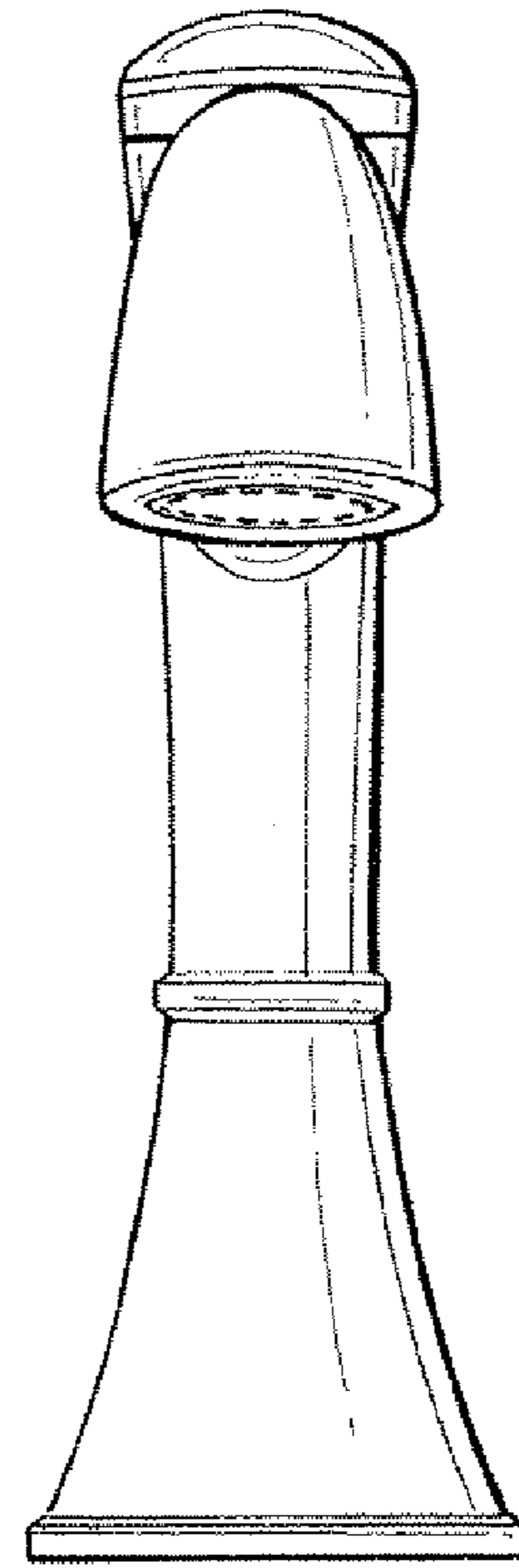


FIG. 2




FIG. 3

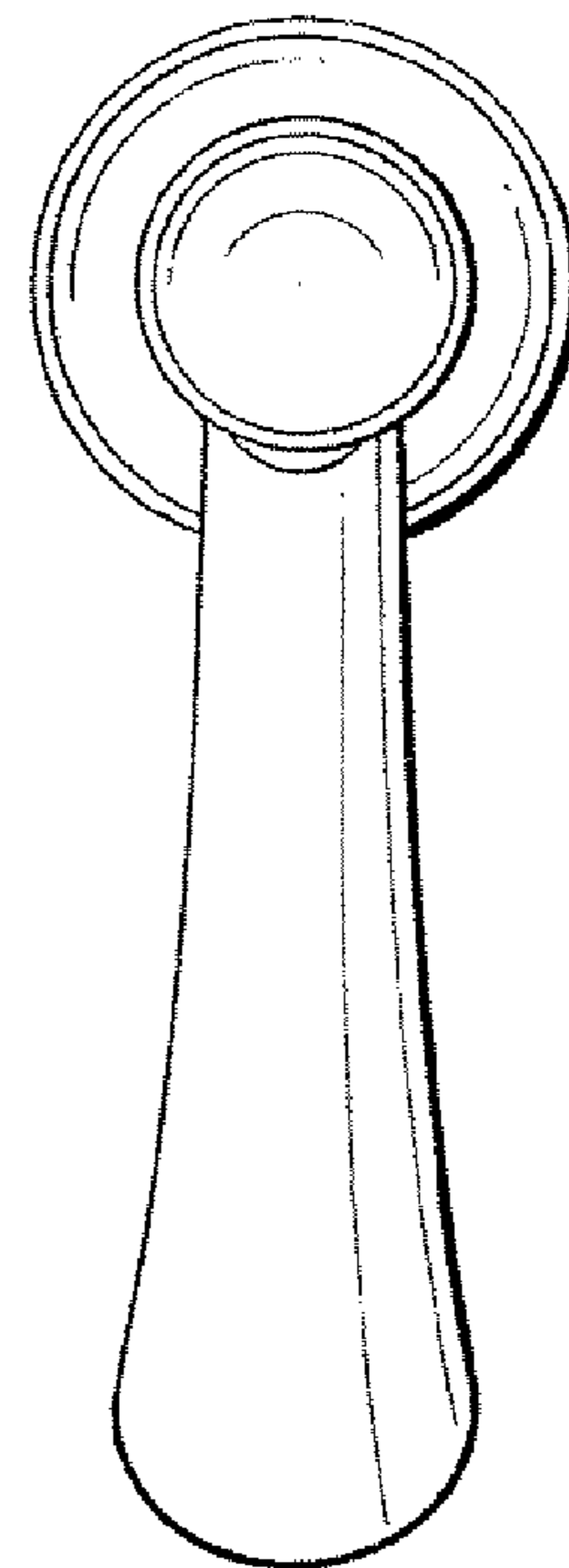


FIG. 4

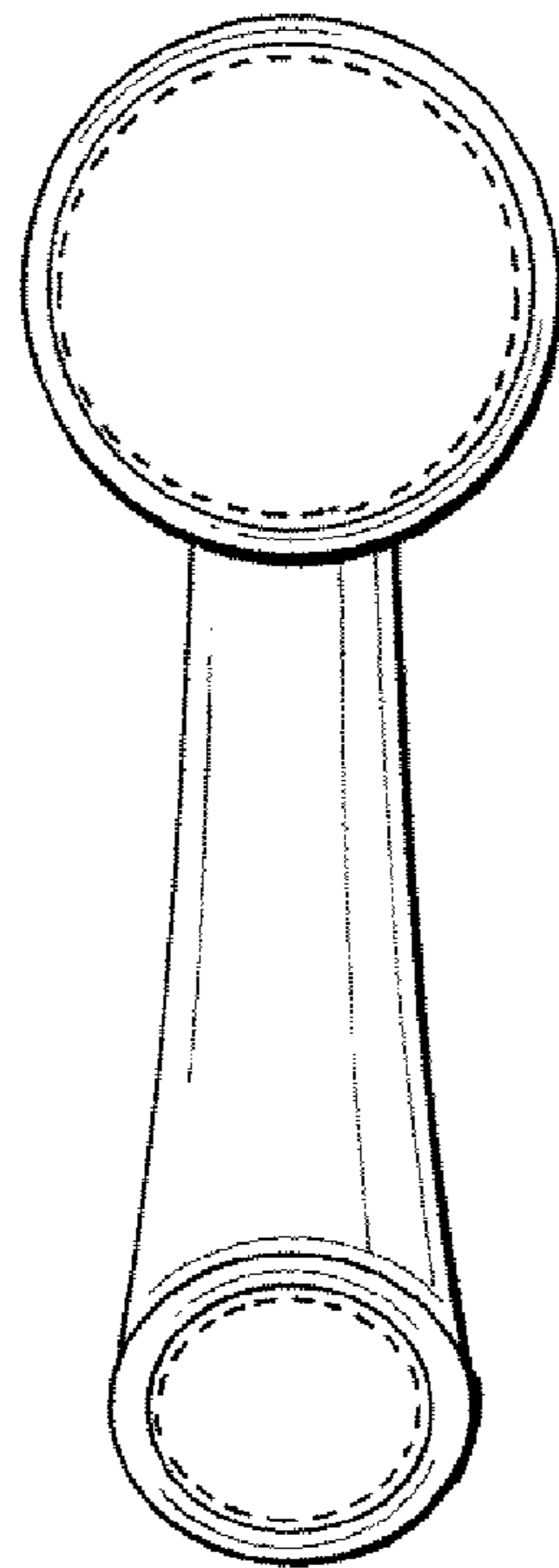


FIG. 5

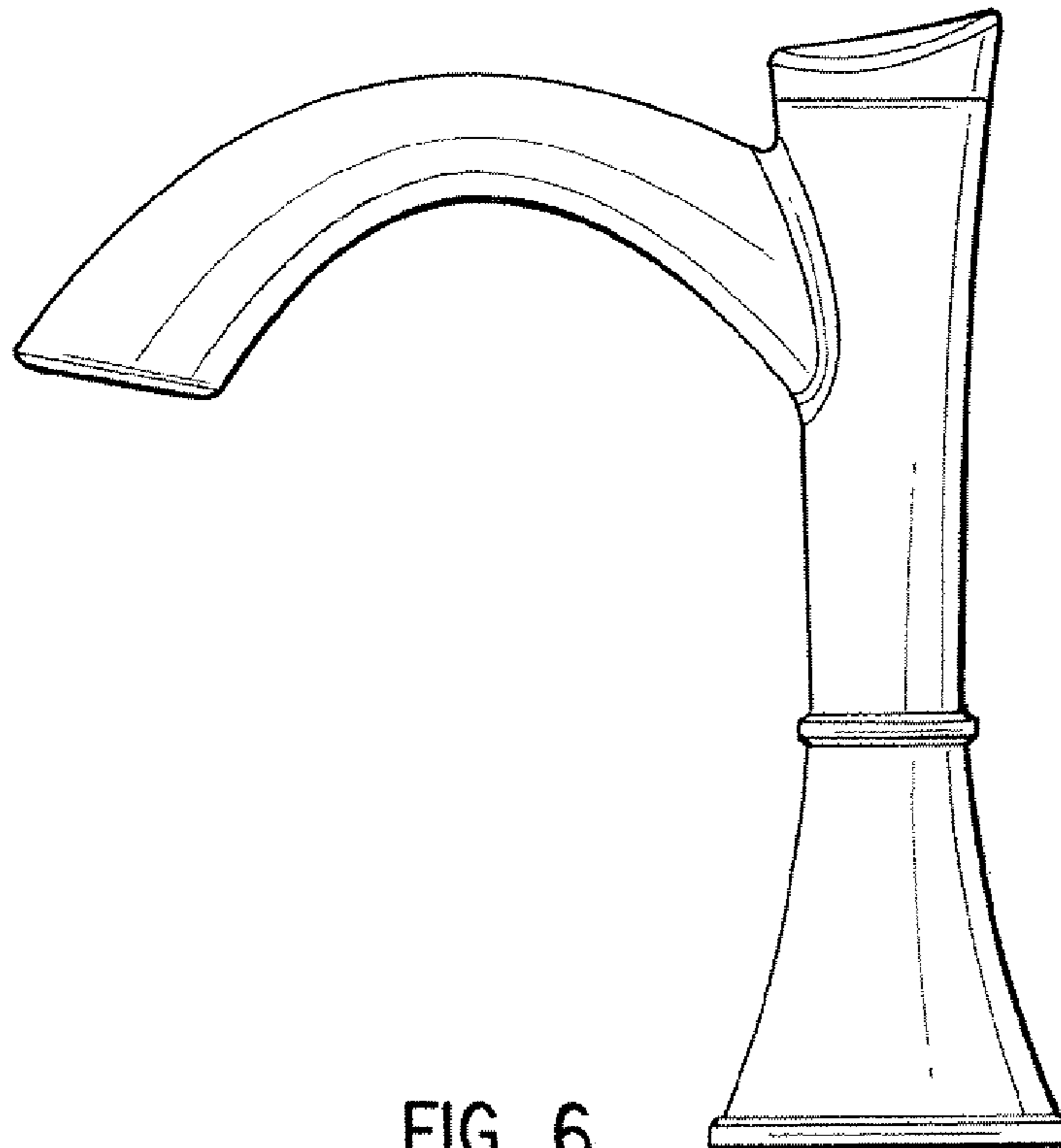


FIG. 6