



US00D584369S

(12) **United States Design Patent**  
**Hooley et al.**

(10) **Patent No.:** **US D584,369 S**

(45) **Date of Patent:** **\*\* Jan. 6, 2009**

(54) **GOLF CLUB HEAD**

(75) Inventors: **Brad S. Hooley**, Charlotte, NC (US);  
**Robert J. Horacek**, Hermosa Beach, CA  
(US); **Kevin Schaeffer**, Vienna, VA  
(US); **Craig R. Schnell**, San Diego, CA  
(US); **Dan S. Nivanh**, Long Beach, CA  
(US); **John J. Rae**, Westminster, CA  
(US); **Nathaniel J. Radcliffe**,  
Huntington Beach, CA (US); **Scott A.**  
**Carlyle**, Huntington Beach, CA (US)

(73) Assignee: **Roger Cleveland Golf Co., Ltd.**,  
Huntington Beach, CA (US)

(\*\*) Term: **14 Years**

(21) Appl. No.: **29/287,776**

(22) Filed: **Sep. 18, 2007**

(51) **LOC (9) Cl.** ..... **21-02**

(52) **U.S. Cl.** ..... **D21/733**

(58) **Field of Classification Search** ..... D21/733,  
D21/752, 759; 473/324–331, 343–346  
See application file for complete search history.

(56) **References Cited**

U.S. PATENT DOCUMENTS

1,617,090	A	2/1927	Worthington
1,690,388	A	11/1928	Waldron
2,056,335	A	10/1936	Wettlaufer
2,213,190	A	9/1940	Haverbach
2,550,846	A	5/1951	Milligan
2,859,972	A	11/1958	Reach
D208,058	S	7/1967	Johnston
D239,187	S	3/1976	Smith
4,431,192	A	2/1984	Stuff, Jr.
4,828,265	A	5/1989	Antonious
4,900,029	A	2/1990	Sinclair
4,930,783	A	6/1990	Antonious
5,004,241	A	4/1991	Antonious
5,141,230	A	8/1992	Antonious
5,193,810	A	3/1993	Antonious
5,221,086	A	6/1993	Antonious

D351,442	S	10/1994	Asabuki et al.
D356,130	S	3/1995	Schild
D358,186	S	5/1995	Mollison et al.
5,429,354	A	7/1995	Long et al.
D363,100	S	10/1995	Long et al.
D363,961	S	11/1995	Krzynowek et al.
D365,614	S	12/1995	Su

(Continued)

FOREIGN PATENT DOCUMENTS

JP D1083370 8/2000

OTHER PUBLICATIONS

Golf Equipment Universal Catalogue, MacGregor "T.T. MAC," p. 324 (1993).

(Continued)

Primary Examiner—Mitchell I Siegel

(74) Attorney, Agent, or Firm—Oliff & Berridge, PLC

(57) **CLAIM**

The ornamental design for a golf club head, as shown and described.

**DESCRIPTION**

FIG. 1 is an orthographic back elevational view of a portion of a golf club head, embodying the inventive design.

FIG. 2 is a perspective view thereof.

FIG. 3 is an orthographic bottom plan view thereof.

FIG. 4 is an orthographic front elevational view thereof.

FIG. 5 is an orthographic heel side elevational view thereof.

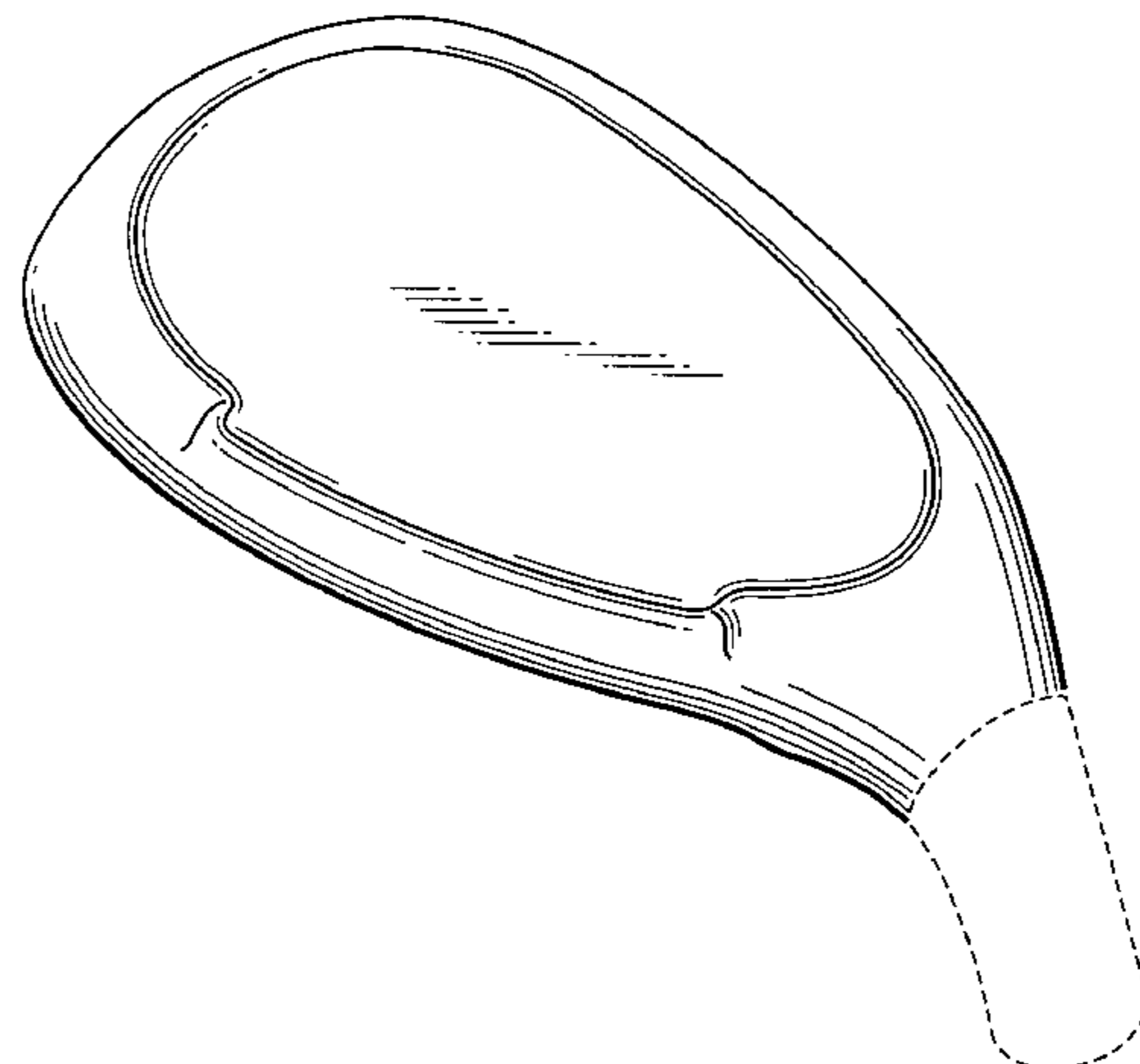
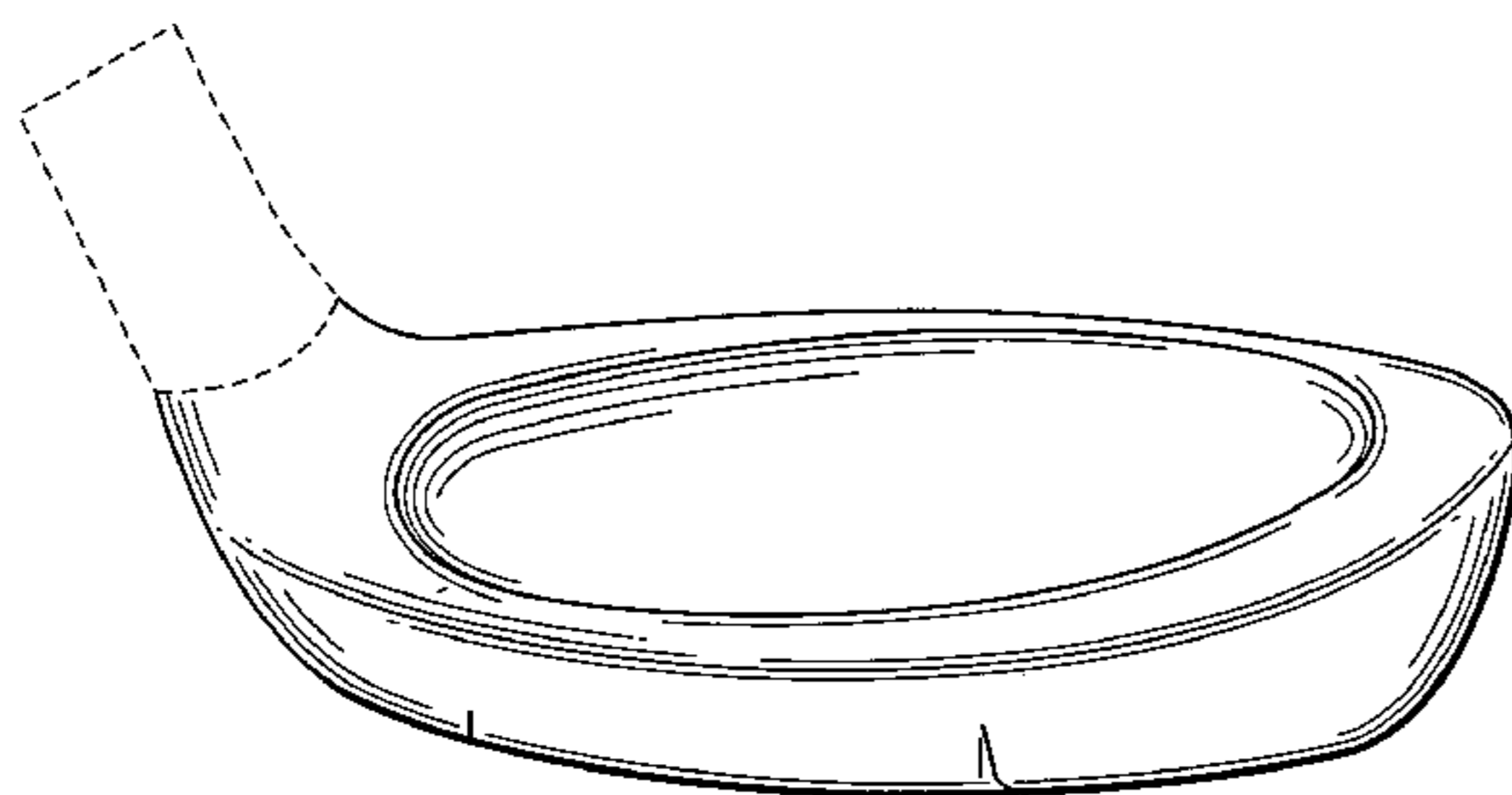
FIG. 6 is an orthographic toe side elevational view thereof.

FIG. 7 is a second perspective view thereof; and,

FIG. 8 is an orthographic top plan view thereof.

The broken lines represent the environmental elements only; the broken lines form no part of the claimed design.

**1 Claim, 6 Drawing Sheets**



U.S. PATENT DOCUMENTS

5,482,279 A 1/1996 Antonious  
 5,518,242 A 5/1996 Mahaffey et al.  
 5,624,331 A 4/1997 Lo et al.  
 D406,295 S 3/1999 Long  
 D408,880 S 4/1999 Crow  
 5,944,620 A 8/1999 Elmer  
 D415,807 S 10/1999 Werner et al.  
 D418,885 S 1/2000 Wanchena  
 6,012,989 A 1/2000 Saksun et al.  
 6,017,280 A 1/2000 Hubert  
 6,059,669 A 5/2000 Pearce  
 6,139,446 A 10/2000 Wanchena  
 6,247,636 B1 6/2001 Sun  
 6,248,026 B1 6/2001 Wanchena  
 D447,201 S 8/2001 Boyd  
 D447,783 S 9/2001 Glod  
 6,319,148 B1 11/2001 Tom  
 6,332,848 B1 12/2001 Long et al.  
 D463,516 S 9/2002 Antonious  
 6,471,604 B2 10/2002 Hocknell et al.  
 D470,203 S \* 2/2003 Rollinson et al. .... D21/733  
 D470,552 S 2/2003 Cleveland et al.  
 D470,553 S 2/2003 Helmstetter et al.  
 6,530,847 B1 3/2003 Antonious  
 6,530,848 B2 3/2003 Gillig  
 6,575,845 B2 6/2003 Galloway et al.  
 6,582,323 B2 6/2003 Soracco et al.  
 6,623,374 B1 9/2003 Helmstetter et al.  
 6,623,378 B2 9/2003 Beach et al.  
 D484,937 S 1/2004 Madore et al.  
 D491,992 S 6/2004 Baiocchi  
 6,855,068 B2 2/2005 Antonious  
 D503,444 S 3/2005 Gilling  
 6,872,152 B2 3/2005 Beach et al.  
 D532,470 S \* 11/2006 Oldknow ..... D21/752  
 D532,853 S \* 11/2006 Oldknow ..... D21/752  
 2001/0049310 A1 12/2001 Cheng et al.  
 2003/0032500 A1 2/2003 Nakahara et al.  
 2003/0083151 A1 5/2003 Nakahara et al.  
 2003/0100381 A1 5/2003 Murphy et al.  
 2003/0125127 A1 7/2003 Nakahara et al.

2003/0134693 A1 7/2003 Nakahara et al.  
 2003/0144074 A1 7/2003 Gillig  
 2003/0153401 A1 8/2003 Helmstetter et al.  
 2003/0171160 A1 9/2003 Murphy et al.  
 2003/0176238 A1 9/2003 Galloway et al.  
 2003/0228931 A1 12/2003 Antonious  
 2004/0116208 A1 6/2004 De Shiell et al.  
 2004/0176181 A1 9/2004 Meyer et al.  
 2004/0192468 A1 9/2004 Onoda et al.  
 2004/0254030 A1 12/2004 Nishitani et al.  
 2005/0009622 A1 1/2005 Antonious

OTHER PUBLICATIONS

Golf Equipment Universal Catalogue, Ryobi "Unifix 970G II," p. 515 (1993).  
 Golf Equipment Universal Catalogue, "PELES," p. 645 (1993).  
 Golf Equipment Universal Catalogue, Pro-Go "Brite 3," p. 296 (1995).  
 Golf Equipment Universal Catalogue, Spalding, "Top-Flite Magna Topless," p. 150 (1996).  
 Golf Equipment Universal Catalogue, ENA "Magic Wand" and "Magic Wand VIP," p. 358 (1998).  
 Golf Equipment Universal Catalogue, "Kailas Geotech," p. 589 (1999).  
 Golf Equipment Universal Catalogue, "Guwn CTM-05," p. 387 (1999).  
 Golf Equipment Universal Catalogue, "MacEasy EZOn Fw" and "MacEasy EZOn Wi," p. 162 (2000).  
 Wilson, Mark, Ed., "The Gold Club Identification and Price Guides III," Golfworks/Ralph Maltbys Enterprises, Inc., pp. 39-14, 39-27, and 39-33 (1993).  
 Nicklaus Gold Equipment Product Catalogue, Air Bear 2 Woods section (1998).  
 Vulcan Gold LUV golf clubs (<http://www.vulcangolf.com/irons/luv54/luv54.asp>) Feb. 5, 2005.  
 Vulcan GolfZ3+ golf clubs (<http://www.vulcangolf.com/z3plus/default.asp>).  
 Maltby Xstreamliner golf clubs ([http://www.bobsgolf.co.uk/index/html?target+p\\_344.html&lang=en-gb](http://www.bobsgolf.co.uk/index/html?target+p_344.html&lang=en-gb)).  
 Hesel, Jay D., "Fundamentals of Engineering Drawing," Theory of Shape Description, 3<sup>rd</sup> Edition, p. 67 (1990).

\* cited by examiner

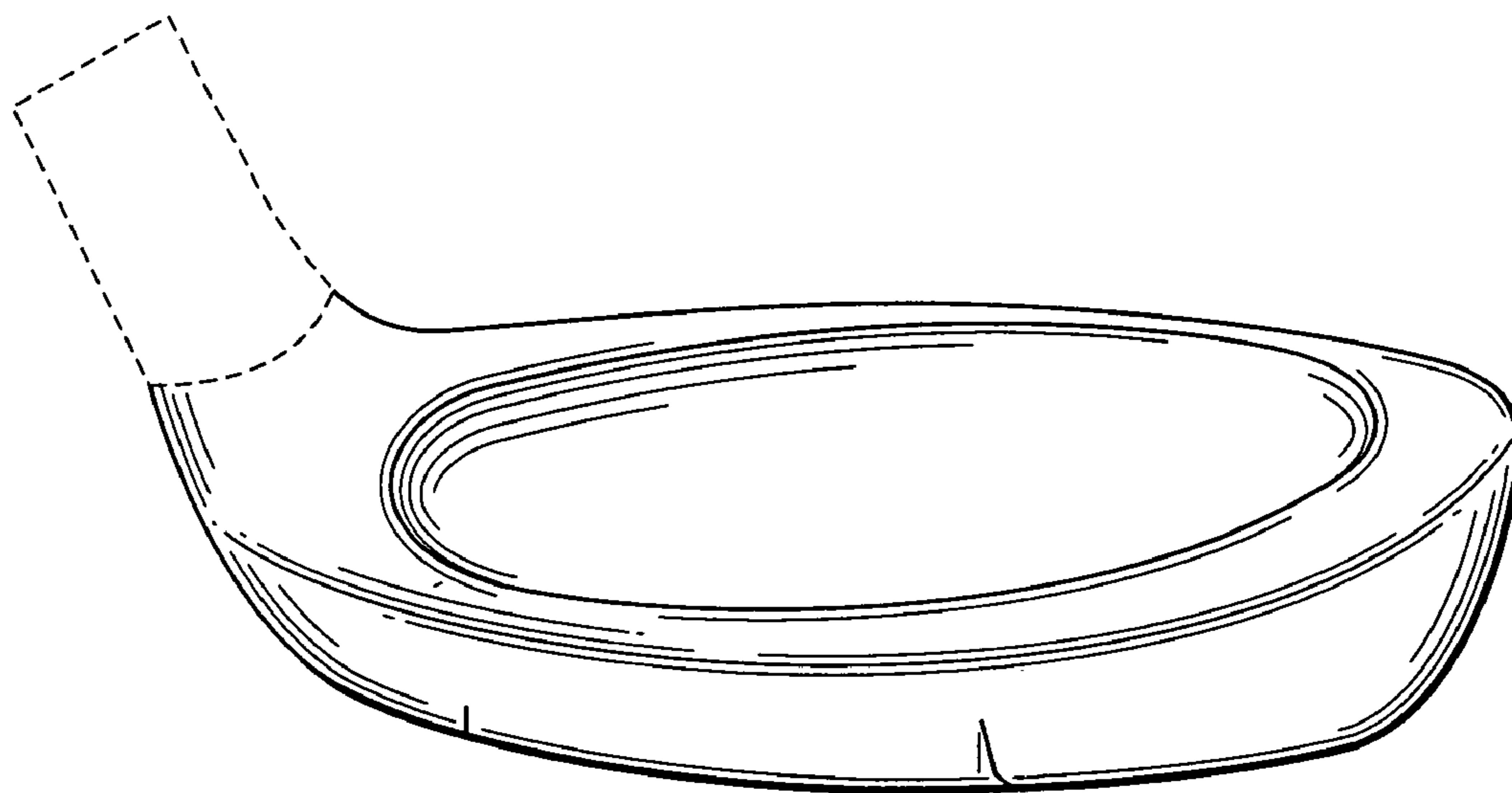


FIG. 1

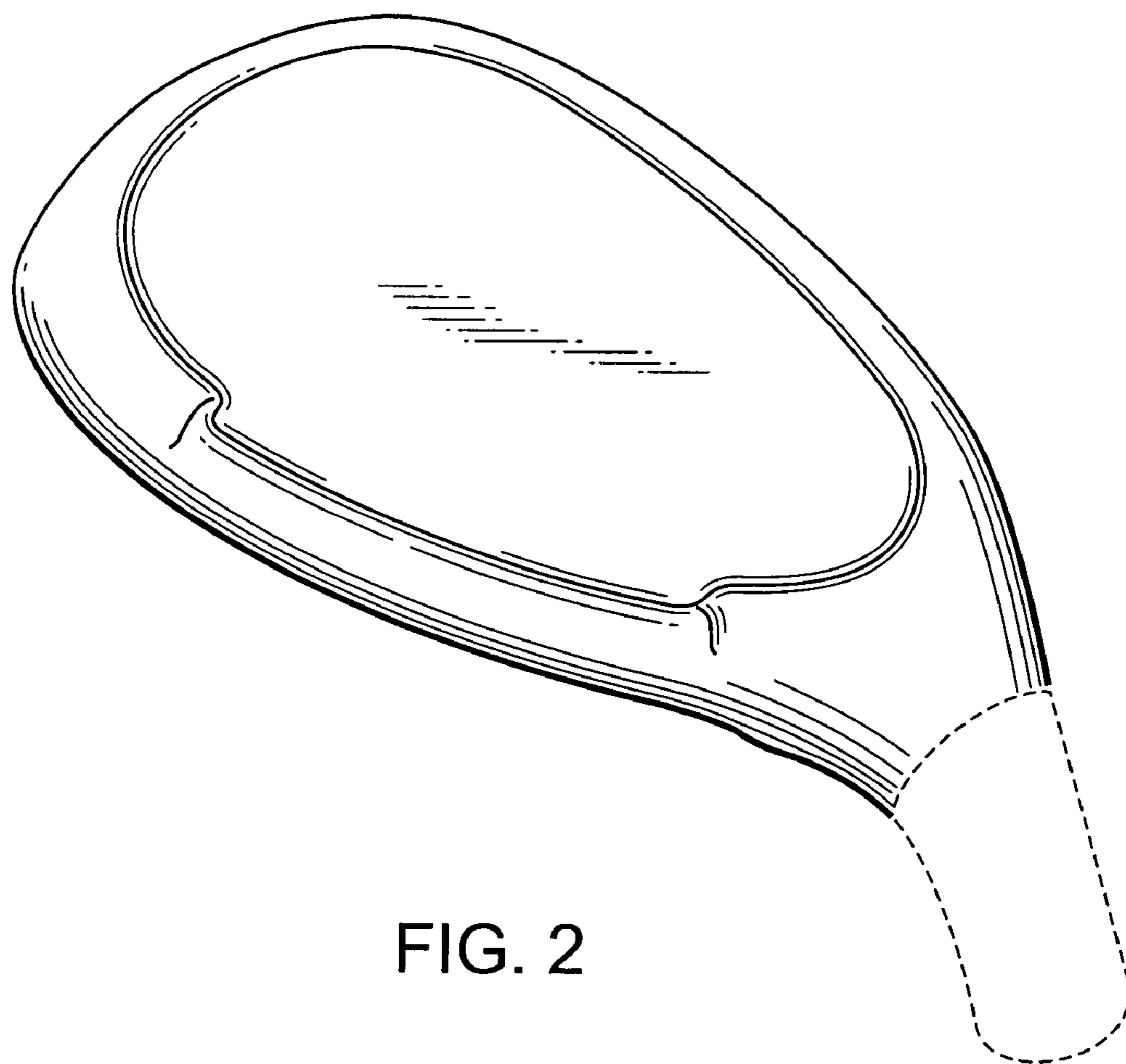


FIG. 2

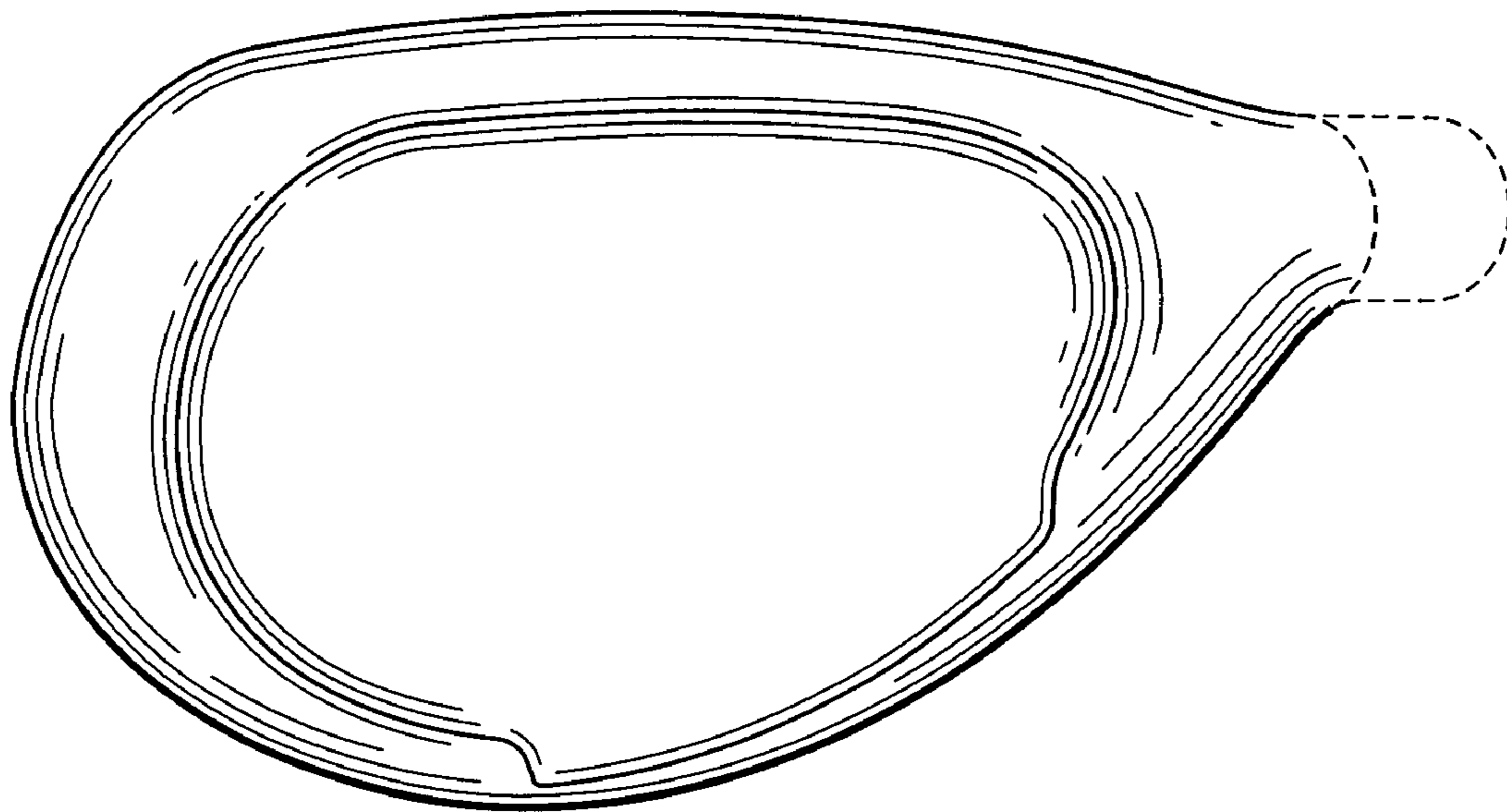


FIG. 3

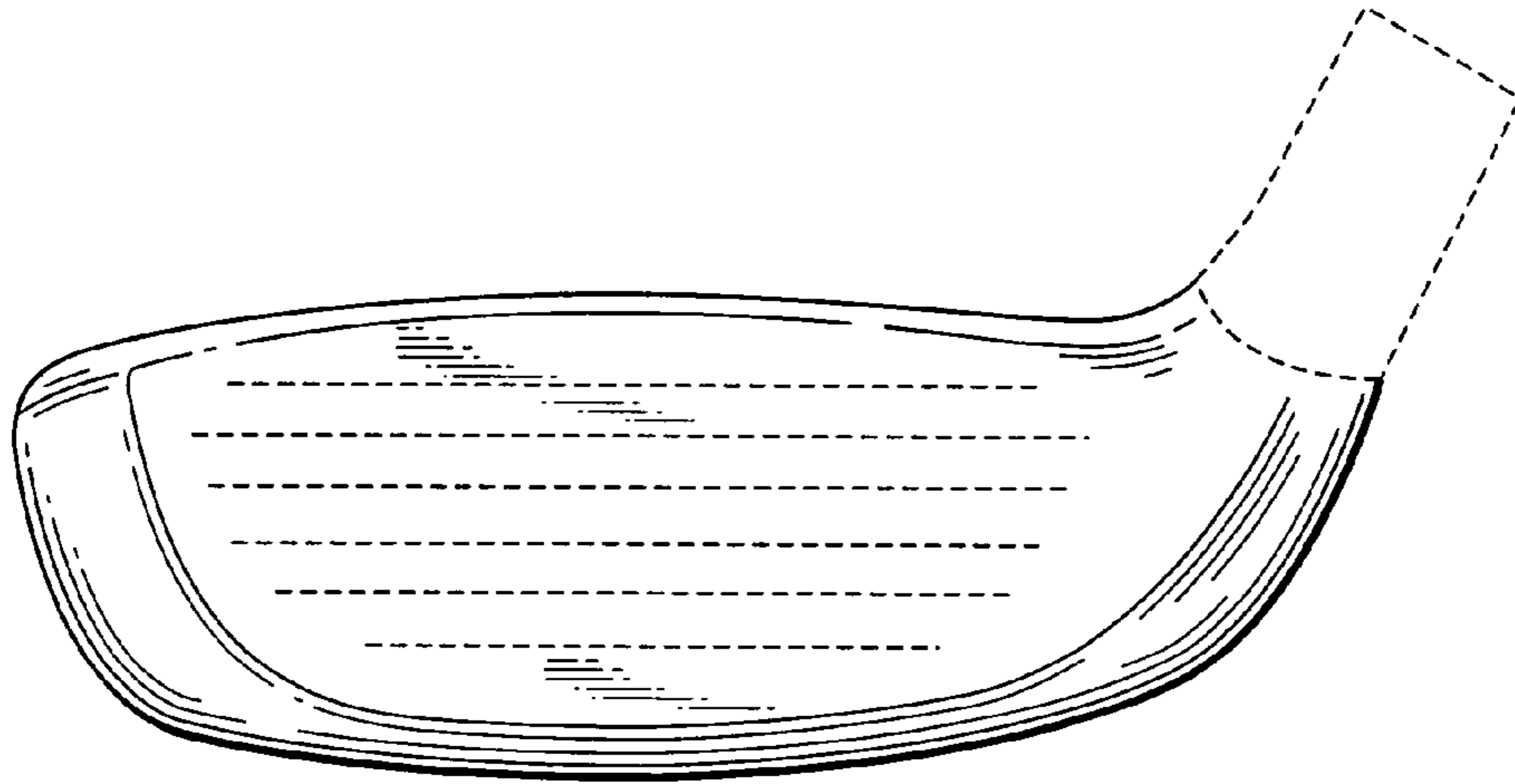


FIG. 4

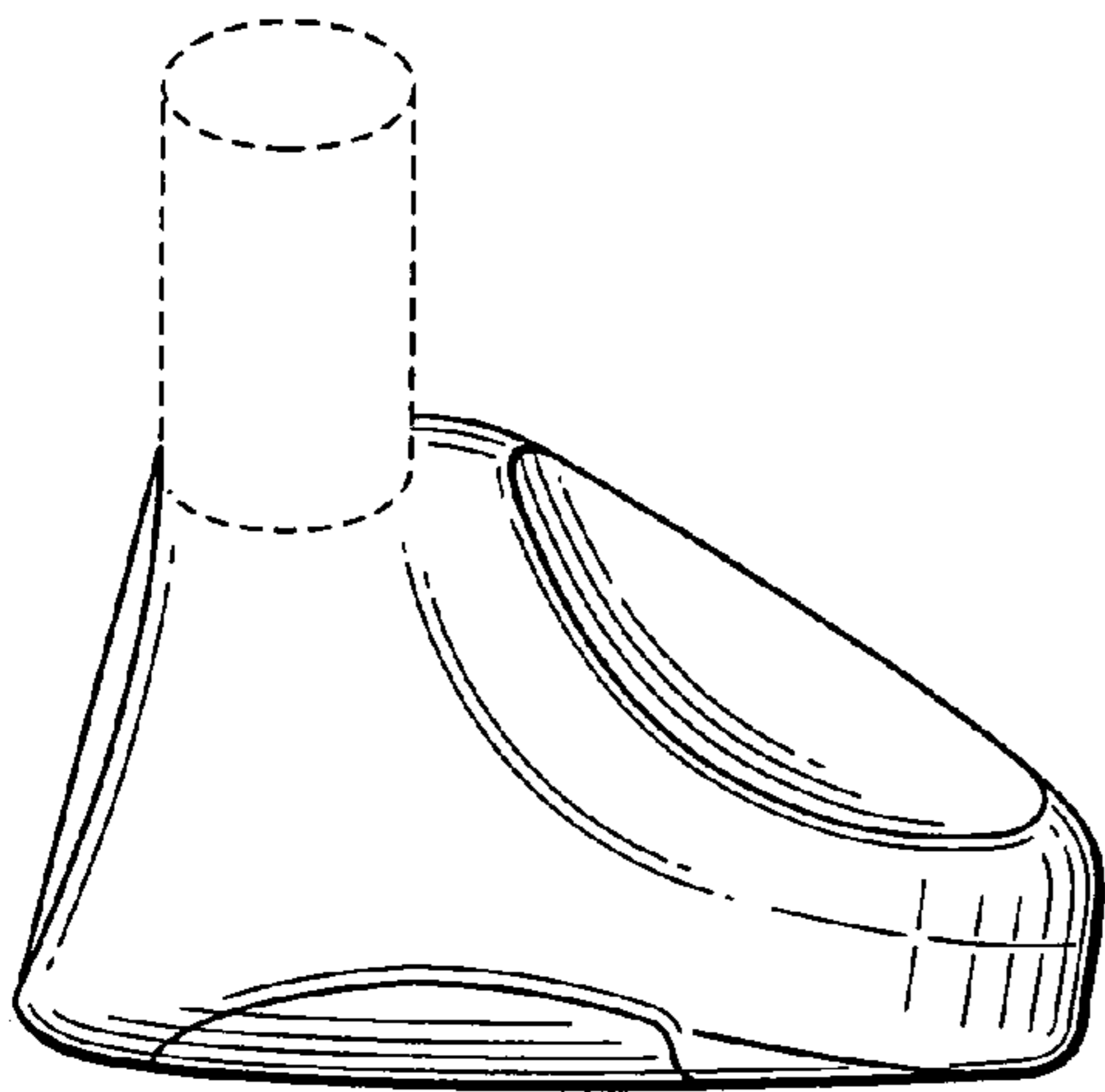


FIG. 5

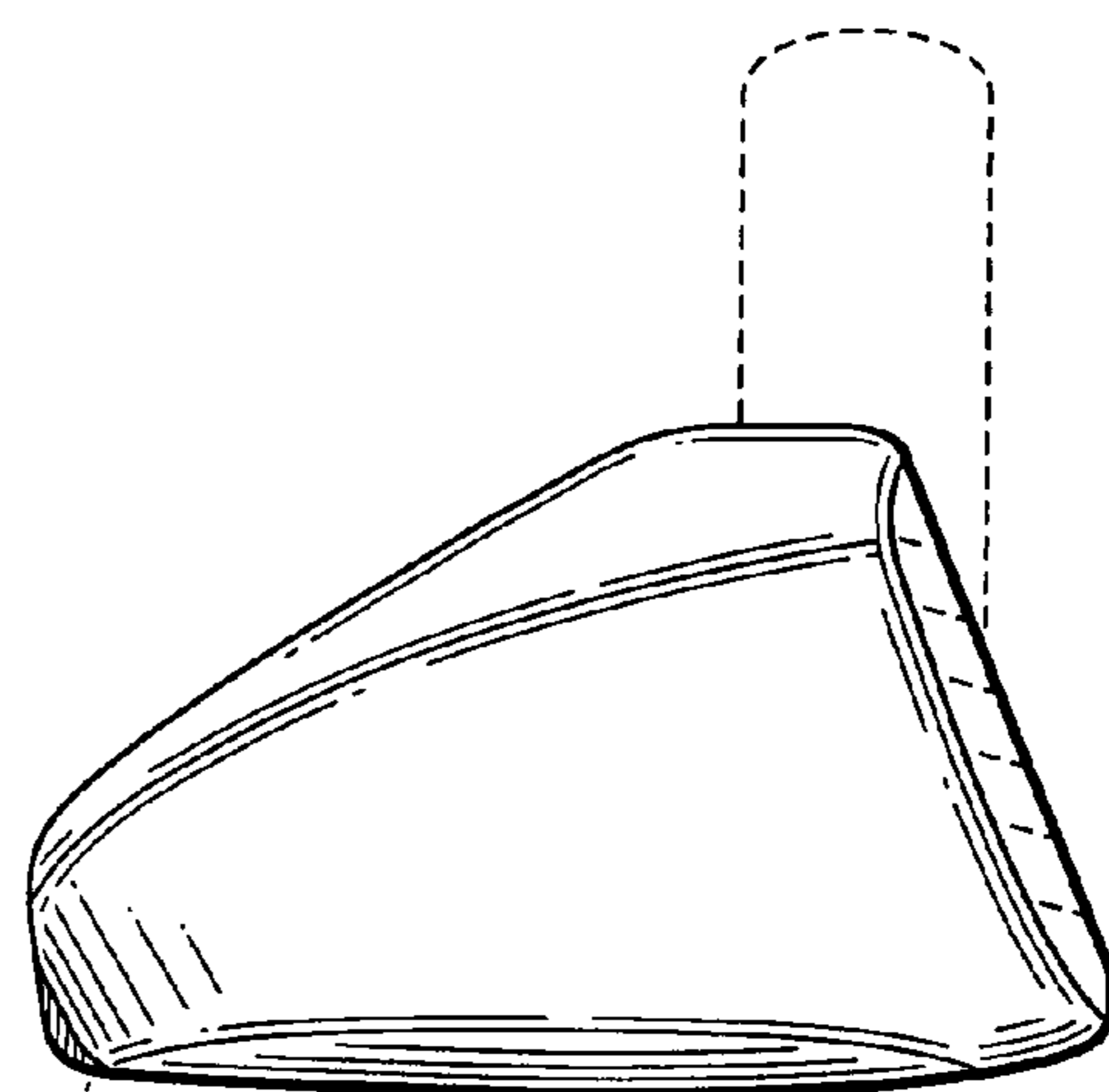


FIG. 6

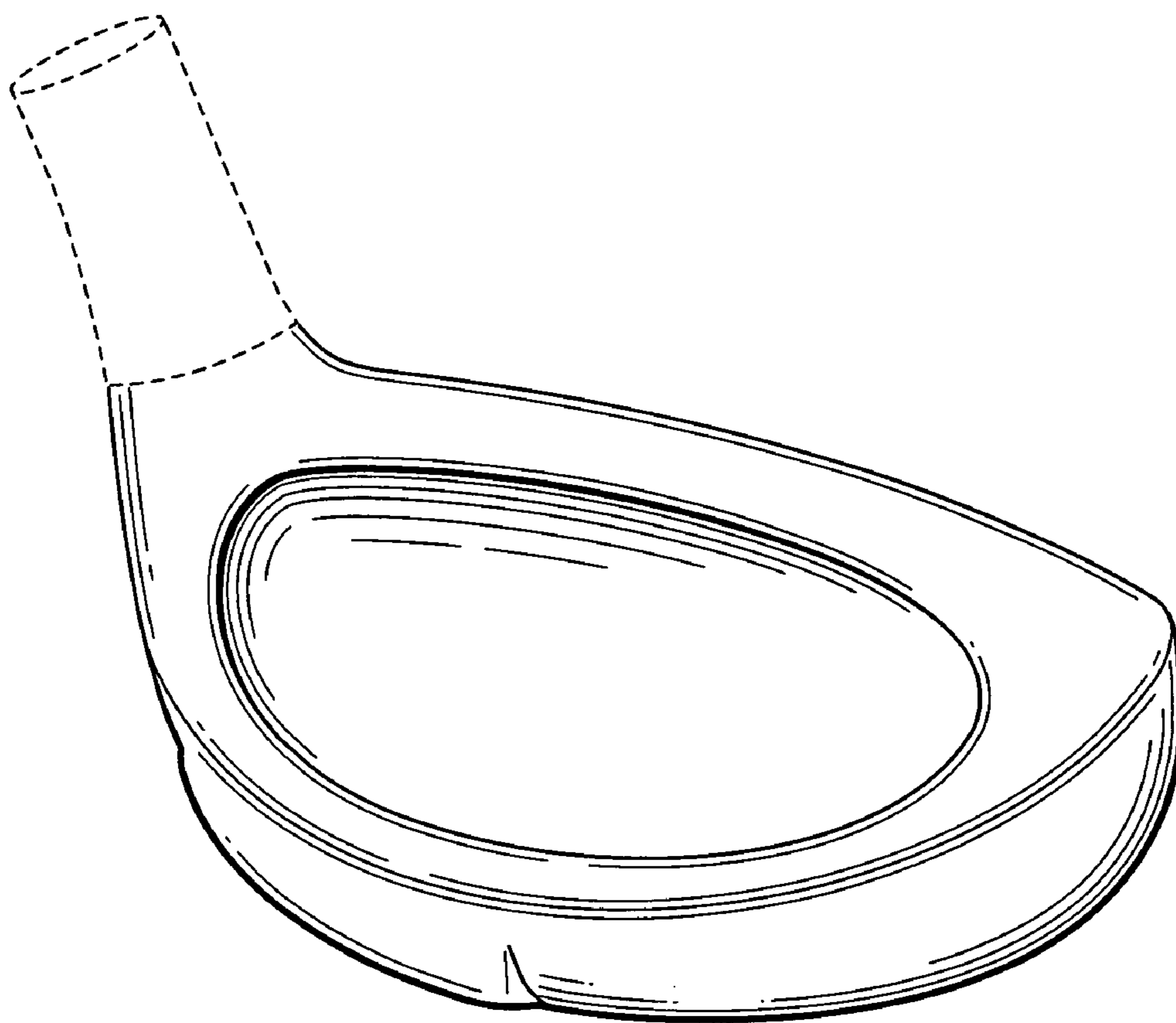


FIG. 7

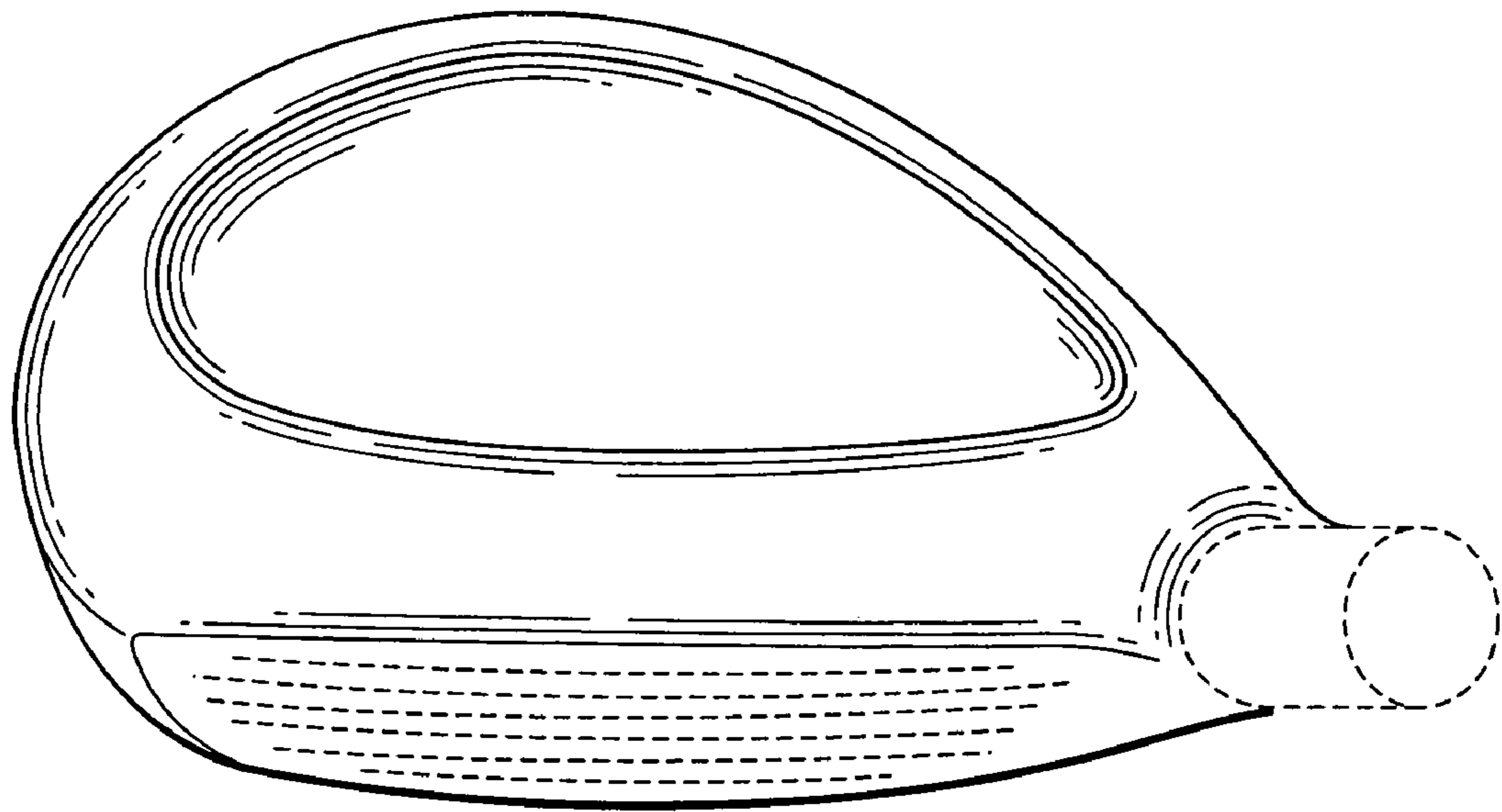


FIG. 8