



US00D584356S

(12) **United States Design Patent**
Shimizu

(10) **Patent No.:** **US D584,356 S**
(45) **Date of Patent:** **** Jan. 6, 2009**

- (54) **CAP FOR ELECTRONIC PEN**
- (75) Inventor: **Kazuhisa Shimizu**, Tokyo (JP)
- (73) Assignee: **Pentel Kabushiki Kaisha** (JP)
- (**) Term: **14 Years**
- (21) Appl. No.: **29/273,548**
- (22) Filed: **Mar. 8, 2007**
- (30) **Foreign Application Priority Data**
Sep. 25, 2006 (JP) 2006-025518
- (51) **LOC (9) Cl.** **19-06**
- (52) **U.S. Cl.** **D19/57**
- (58) **Field of Classification Search** D19/35-36,
D19/41-51, 53-58, 81-85; 401/98, 202,
401/213, 243-247, 262
See application file for complete search history.

- (56) **References Cited**
U.S. PATENT DOCUMENTS
D330,389 S * 10/1992 Katami et al. D19/57
D358,844 S * 5/1995 Ito D19/57
D414,205 S * 9/1999 Chevalier et al. D19/57
D418,164 S * 12/1999 Izushima D19/57
D430,609 S * 9/2000 Keda D19/57
D454,590 S * 3/2002 Sakuno D19/57

- D472,272 S * 3/2003 Koury et al. D19/57
- D505,156 S * 5/2005 Tatic D19/51
- D556,827 S * 12/2007 Beyer D19/55
- D569,438 S * 5/2008 Bhavnani D19/57
- D572,308 S * 7/2008 Bhavnani D19/57

* cited by examiner

Primary Examiner—Elizabeth A Albert
Assistant Examiner—Kelley A Donnelly
(74) *Attorney, Agent, or Firm*—Adams & Wilks

(57) **CLAIM**

The ornamental design for a cap for electronic pen, as shown and described.

DESCRIPTION

FIG. 1 is a perspective view of a cap for electronic pen showing my new design;
FIG. 2 is a front view thereof;
FIG. 3 is a bottom view thereof;
FIG. 4 is a rear view thereof;
FIG. 5 is a right side view thereof; and,
FIG. 6 is a left side view thereof.
The broken lines in FIG. 5 are for environmental purposes only and form no part of the claimed design.

1 Claim, 2 Drawing Sheets

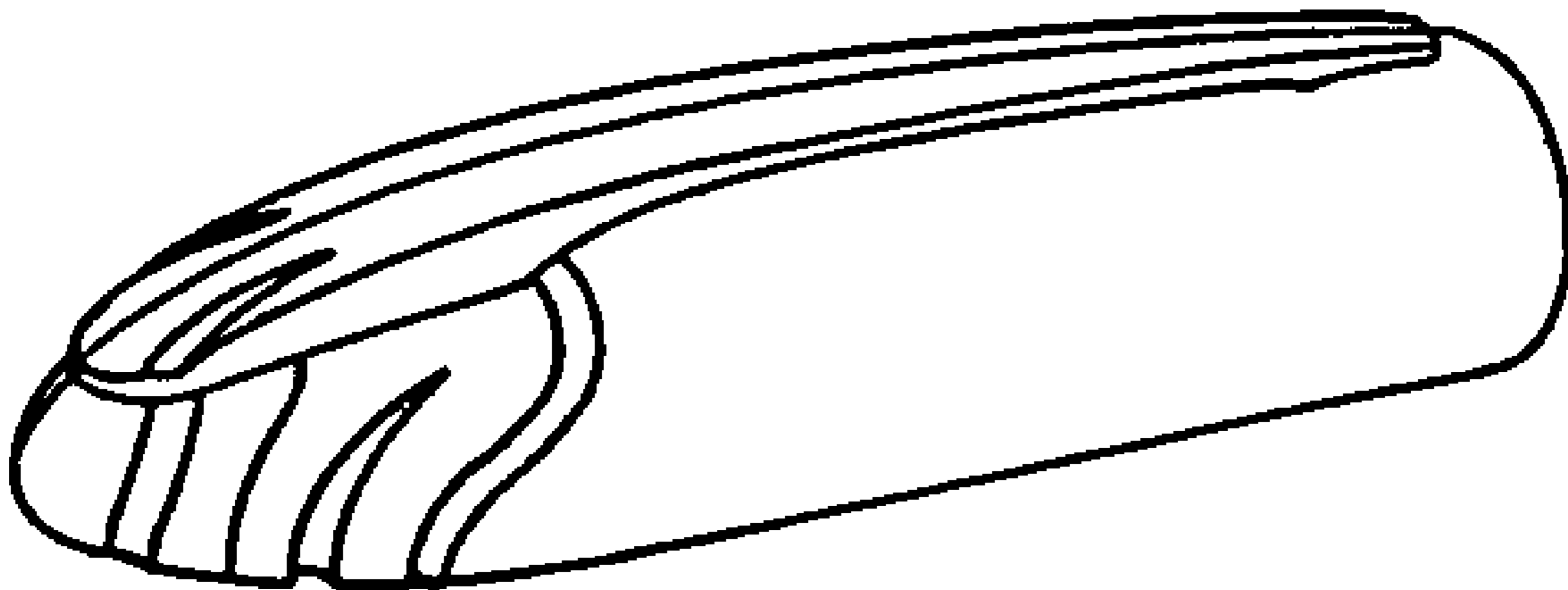


FIG. 1




FIG. 2




FIG. 3





FIG. 4



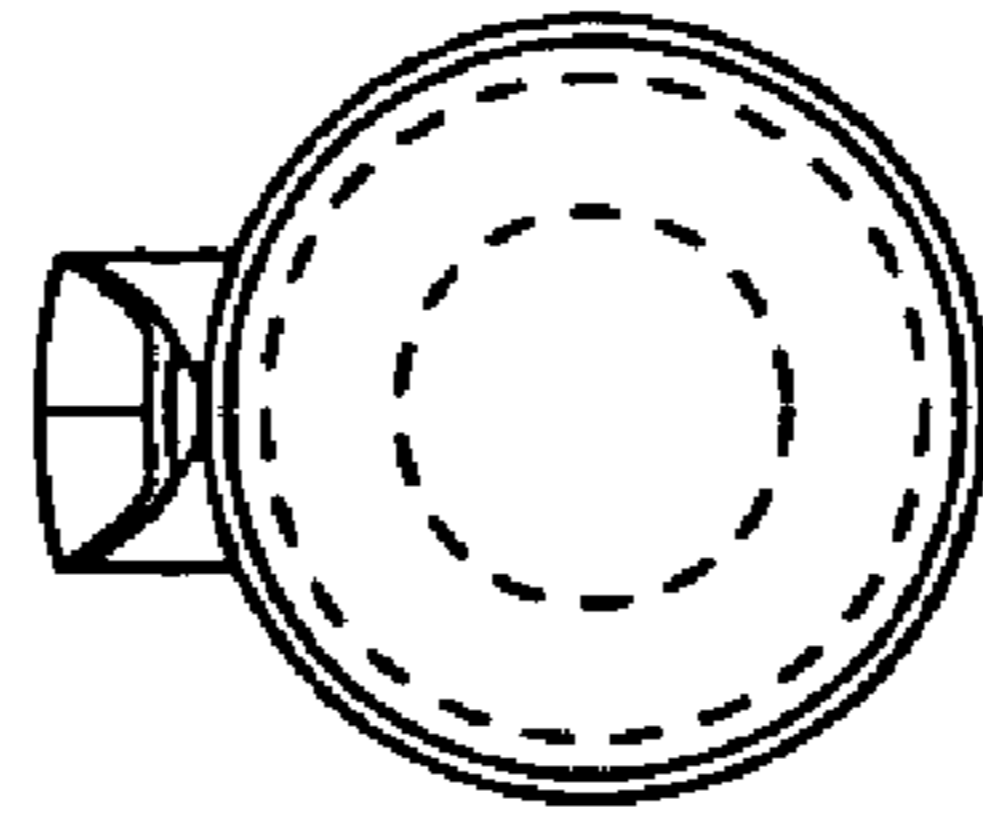


FIG. 5

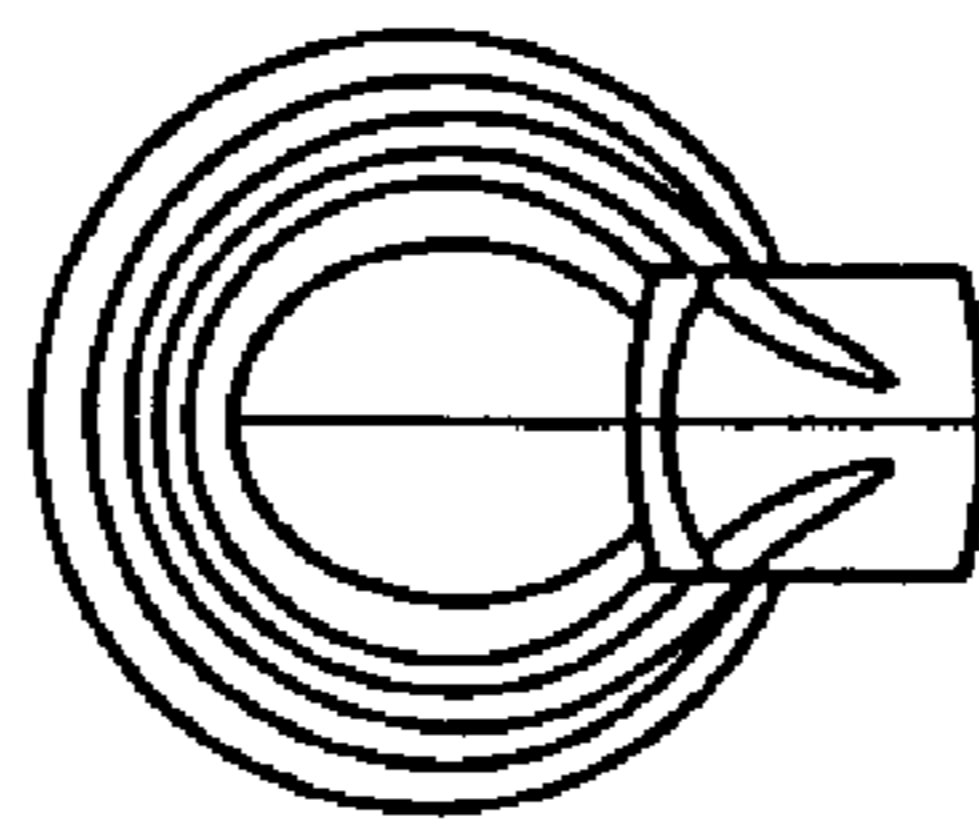


FIG. 6