



US00D584354S

(12) **United States Design Patent**  
**Koch**

(10) **Patent No.:** **US D584,354 S**  
(45) **Date of Patent:** **\*\* Jan. 6, 2009**

(54) **BALLPOINT PEN**

(75) Inventor: **Uwe Koch**, Obeitshausen (DE)

(73) Assignee: **Ritter-Pen GmbH** (DE)

(\*\*) Term: **14 Years**

(21) Appl. No.: **29/284,690**

(22) Filed: **Sep. 13, 2007**

(30) **Foreign Application Priority Data**

Apr. 7, 2007 (DE) ..... 4 07 01 904

(51) **LOC (9) Cl.** ..... **19-06**

(52) **U.S. Cl.** ..... **D19/48**

(58) **Field of Classification Search** ..... D19/35,  
D19/36, 41-51, 53-57; 24/11 F, 11 P, 11 R;  
401/52, 99, 100, 104-109, 192, 195, 196  
See application file for complete search history.

(56) **References Cited**

**U.S. PATENT DOCUMENTS**

D331,779 S \* 12/1992 Hu ..... D19/51  
D332,282 S \* 1/1993 Hu ..... D19/51  
D405,468 S \* 2/1999 Izushima ..... D19/51  
D501,507 S \* 2/2005 Lecce ..... D19/51

D508,080 S \* 8/2005 Koch ..... D19/50  
D545,367 S \* 6/2007 Ternovits ..... D19/51  
D548,787 S \* 8/2007 Slemp ..... D19/48

**FOREIGN PATENT DOCUMENTS**

EM 000800800-0001 \* 9/2007

\* cited by examiner

*Primary Examiner*—Elizabeth A Albert

(74) *Attorney, Agent, or Firm*—Smith, Gambrell & Russell

(57) **CLAIM**

The ornamental design for a ballpoint pen, as shown and described.

**DESCRIPTION**

FIG. 1 is a front view of a ballpoint pen of the present invention;

FIG. 2 is a rear view thereof;

FIG. 3 is a right side view thereof;


FIG. 4 is a left side view thereof;

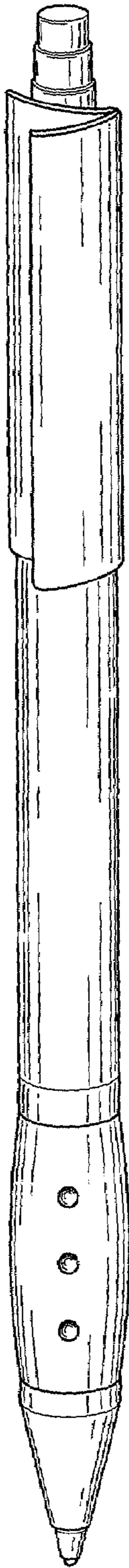
FIG. 5 is a top plan view thereof;

FIG. 6 is a bottom view thereof; and,


FIG. 7 is a top view.

**1 Claim, 2 Drawing Sheets**






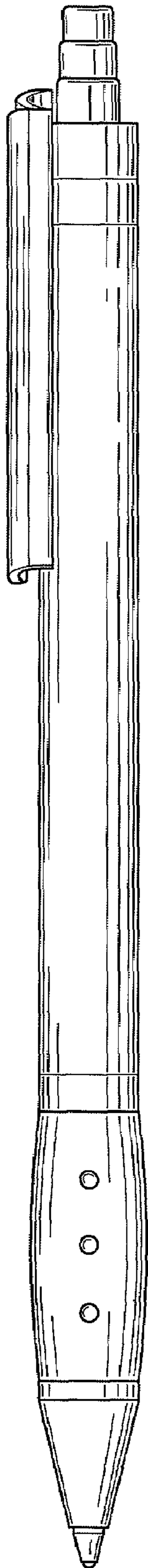
**Fig. 1**



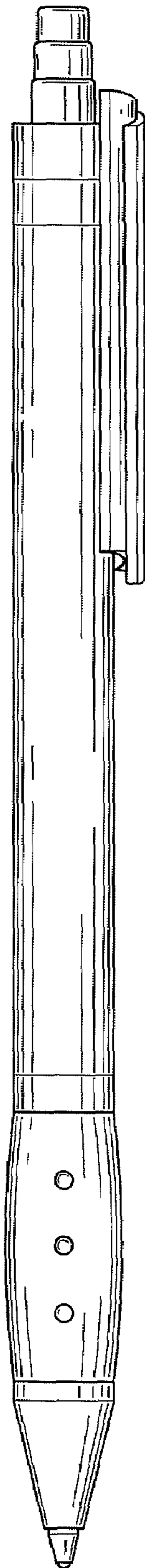
**Fig. 2**



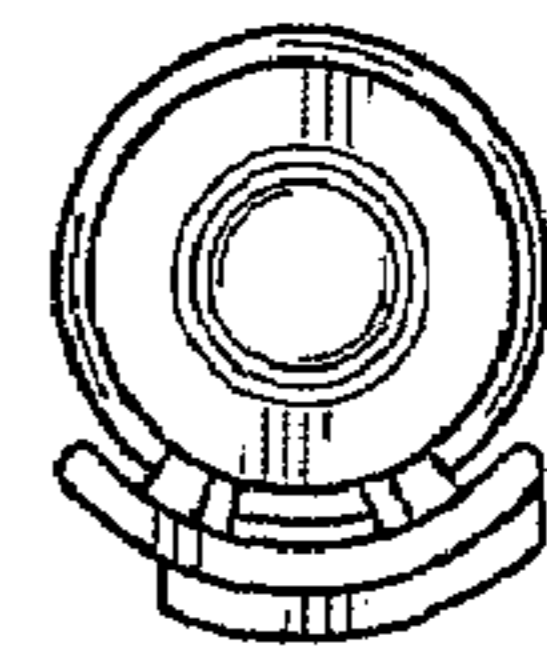
**Fig. 3**



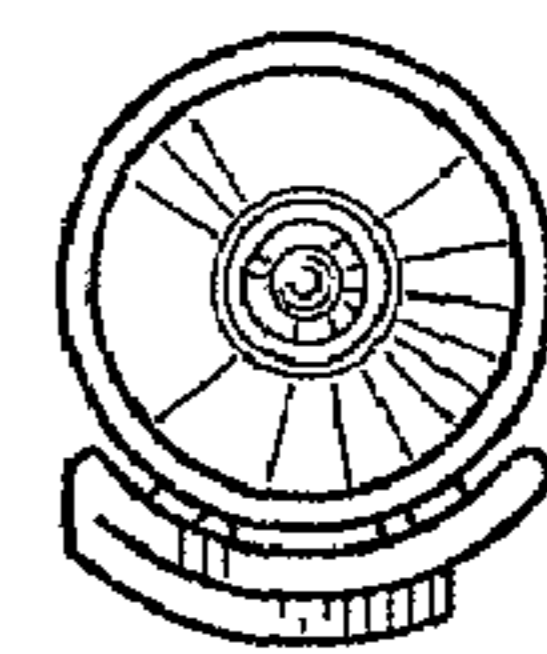
**Fig. 4**



**Fig. 5**



**Fig. 6**



**Fig. 7**