



US00D584324S

(12) **United States Design Patent**
Yaegashi

(10) **Patent No.:** **US D584,324 S**

(45) **Date of Patent:** **** Jan. 6, 2009**

(54) **FLUID POWER CYLINDER**

(75) **Inventor:** **Makoto Yaegashi**, Tsukubamirai (JP)

(73) **Assignee:** **SMC Corporation**, Chiyoda-ku, Tokyo (JP)

(**) **Term:** **14 Years**

(21) **Appl. No.:** **29/285,806**

(22) **Filed:** **Apr. 11, 2007**

(30) **Foreign Application Priority Data**

Oct. 13, 2006 (JP) 2006-027802

(51) **LOC (9) Cl.** **15-09**

(52) **U.S. Cl.** **D15/143; D15/148**

(58) **Field of Classification Search** D15/143,
D15/148; 60/407, 413; 91/394, 395, 407,
91/408; 92/5 L, 28, 15-17, 21 MR, 68, 88,
92/128, 137, 143, 165 PR, 168, 169, 177;
411/316, 946

See application file for complete search history.

(56) **References Cited**

U.S. PATENT DOCUMENTS

4,825,746 A * 5/1989 Herner 92/88

5,163,351 A * 11/1992 Dominka 92/28

6,089,111 A * 7/2000 Machijima 92/5 L

6,152,015 A * 11/2000 Migliori 92/52

D480,405 S * 10/2003 Kleffmann et al. D15/143

D561,207 S * 2/2008 Yaegashi D15/143

7,395,749 B2 * 7/2008 Adams 92/85 B

* cited by examiner

Primary Examiner—Antoine D Davis

(74) *Attorney, Agent, or Firm*—Yokoi & Co., U.S.A., Inc.;
Peter Ganjian

(57) **CLAIM**

The ornamental design for a fluid power cylinder, as shown and described.

DESCRIPTION

FIG. 1 shows a front view of a fluid power cylinder showing my new design;

FIG. 2 shows a rear view thereof;

FIG. 3 shows a top view thereof;

FIG. 4 shows a bottom view thereof;

FIG. 5 shows a right side view thereof;

FIG. 6 shows a left side view thereof; and,

FIG. 7 shows a perspective view thereof.

1 Claim, 4 Drawing Sheets




FIG. 1




FIG. 2




FIG. 3

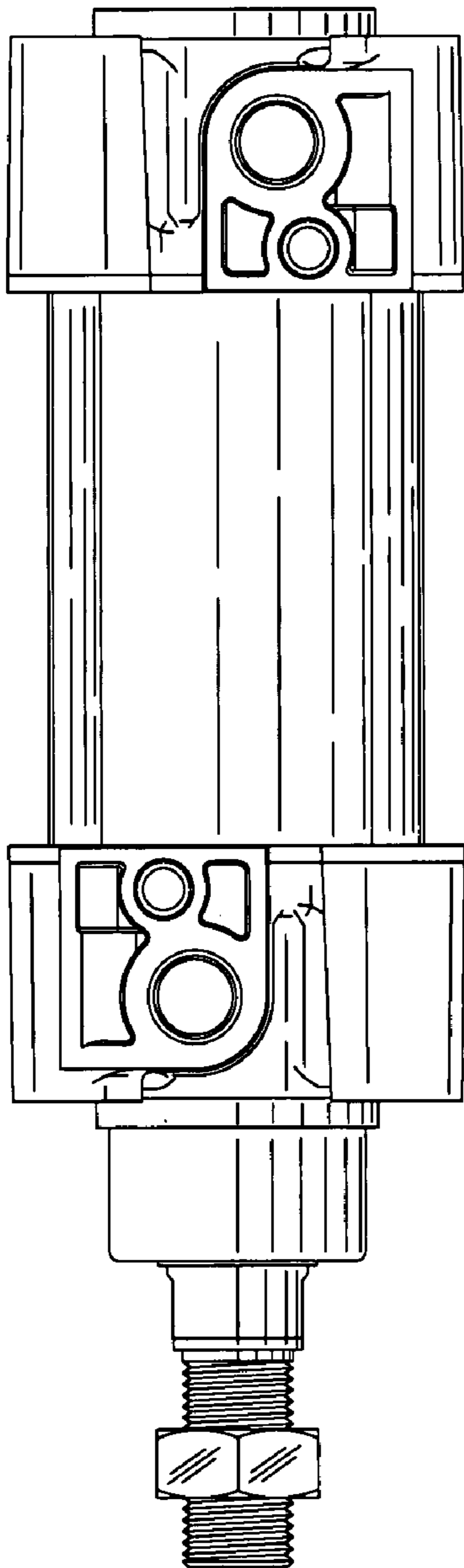


FIG. 4

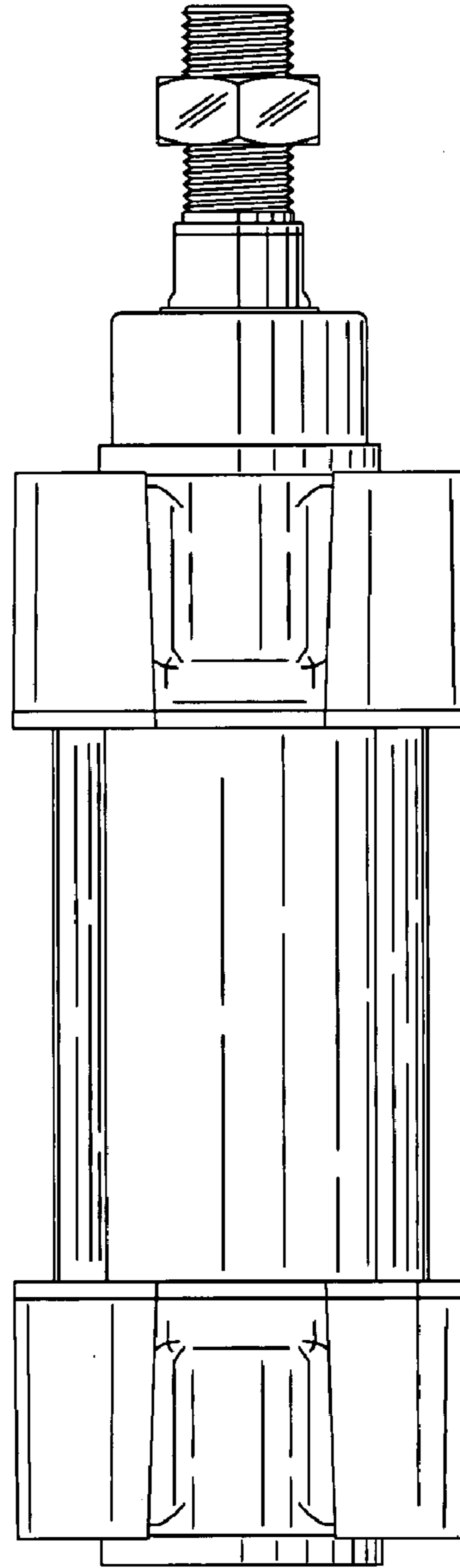


FIG. 5




FIG. 6

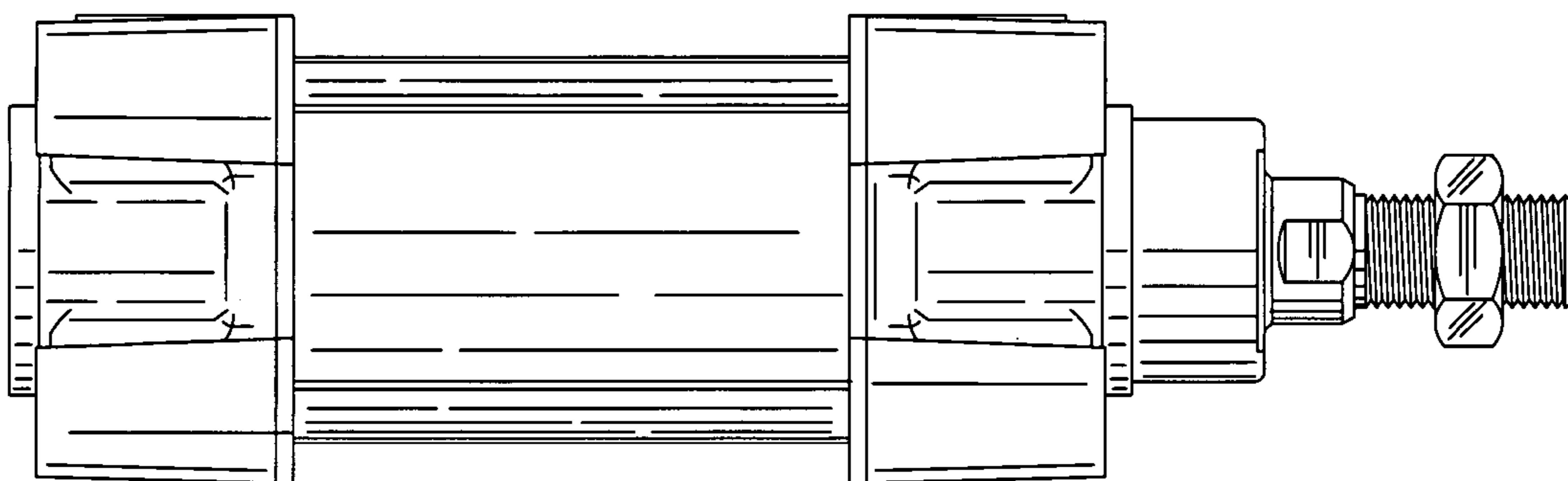


FIG. 7

