



US00D584308S

(12) **United States Design Patent**
Johnson, Jr.

(10) **Patent No.:** **US D584,308 S**

(45) **Date of Patent:** **** Jan. 6, 2009**

(54) **WIRELESS TRANSMITTER**

(76) **Inventor:** **James M. Johnson, Jr.**, 3245 Myers Rd., Nauvoo, AL (US) 35578

(**) **Term:** **14 Years**

(21) **Appl. No.:** **29/305,428**

(22) **Filed:** **Mar. 20, 2008**

(51) **LOC (9) Cl.** **14-02**

(52) **U.S. Cl.** **D14/358**

(58) **Field of Classification Search** D14/356, D14/358, 432, 433, 137, 138, 140, 155, 188, D14/217, 240, 299, 191; D13/110, 184; 439/488, 490, 491; 379/1.03, 38, 39, 42, 379/67.1, 88.17, 90.01, 93.01, 93.17, 142.07, 379/219, 220.01, 221.14, 221.15, 387.01, 379/397, 399.01, 419, 428.01, 457; 455/3.01, 455/3.05, 3.06, 426.1, 500, 73, 74, 556.1, 455/561, 575.1, 89, 91, 95, 130, 132, 344, 455/347, 899, FOR. 254

See application file for complete search history.

(56) **References Cited**

U.S. PATENT DOCUMENTS

- 4,916,532 A 4/1990 Streck
- 5,272,525 A 12/1993 Borchardt et al.
- 5,410,735 A 4/1995 Borchardt et al.

- D383,687 S * 9/1997 Conrado et al. D14/358
- D385,535 S * 10/1997 Summit et al. D14/358
- 5,786,923 A 7/1998 Doucet
- 5,850,340 A 12/1998 York
- D418,487 S * 1/2000 Gallahan et al. D14/356
- D422,594 S * 4/2000 Henderson et al. D14/217
- D485,269 S * 1/2004 Jones et al. D14/358
- D501,643 S * 2/2005 Strand et al. D14/358
- 7,099,308 B2 8/2006 Merrill
- D558,785 S * 1/2008 Kofford et al. D14/358

* cited by examiner

Primary Examiner—Brian N Vinson

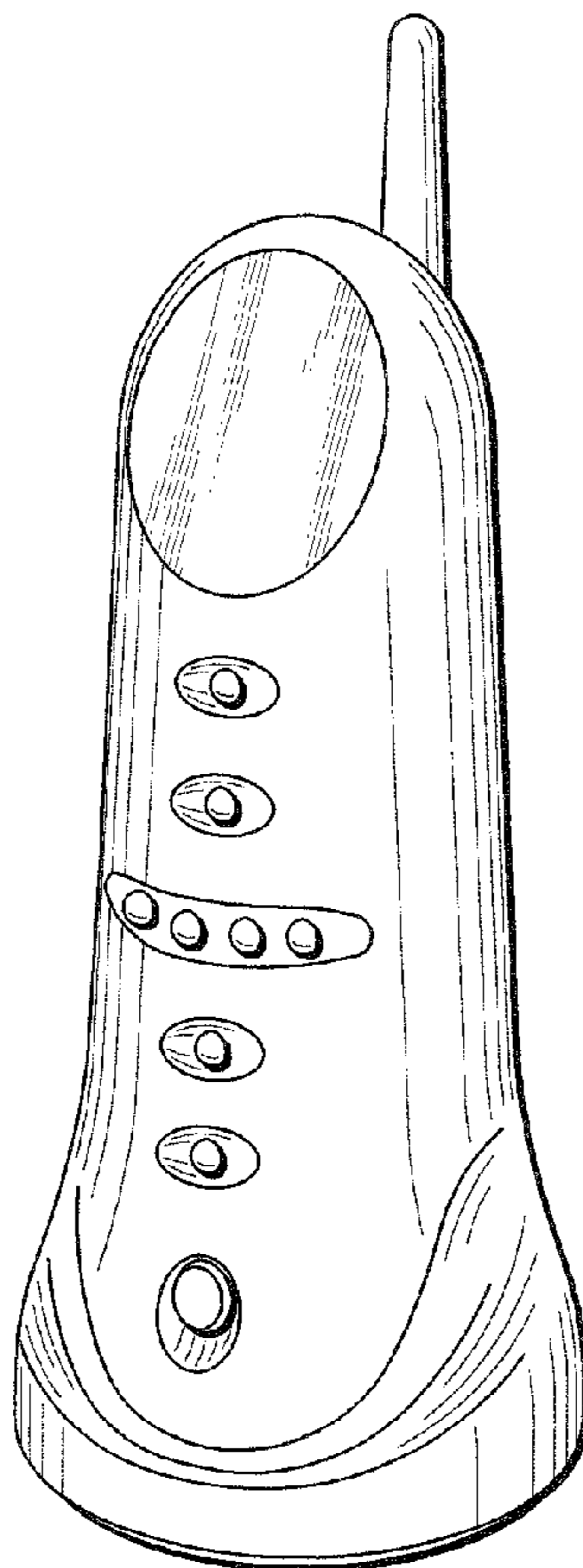
(57) **CLAIM**

The ornamental design for a wireless transmitter, as shown and described.

DESCRIPTION

- FIG. 1 is a perspective view of my design;
- FIG. 2 is a front elevational view of my design;
- FIG. 3 is a side elevational view of my design, the opposite side view being a mirror image thereof;
- FIG. 4 is a back elevational view of my design;
- FIG. 5 is a top view of my design; and,
- FIG. 6 is a bottom view of my design.

1 Claim, 3 Drawing Sheets



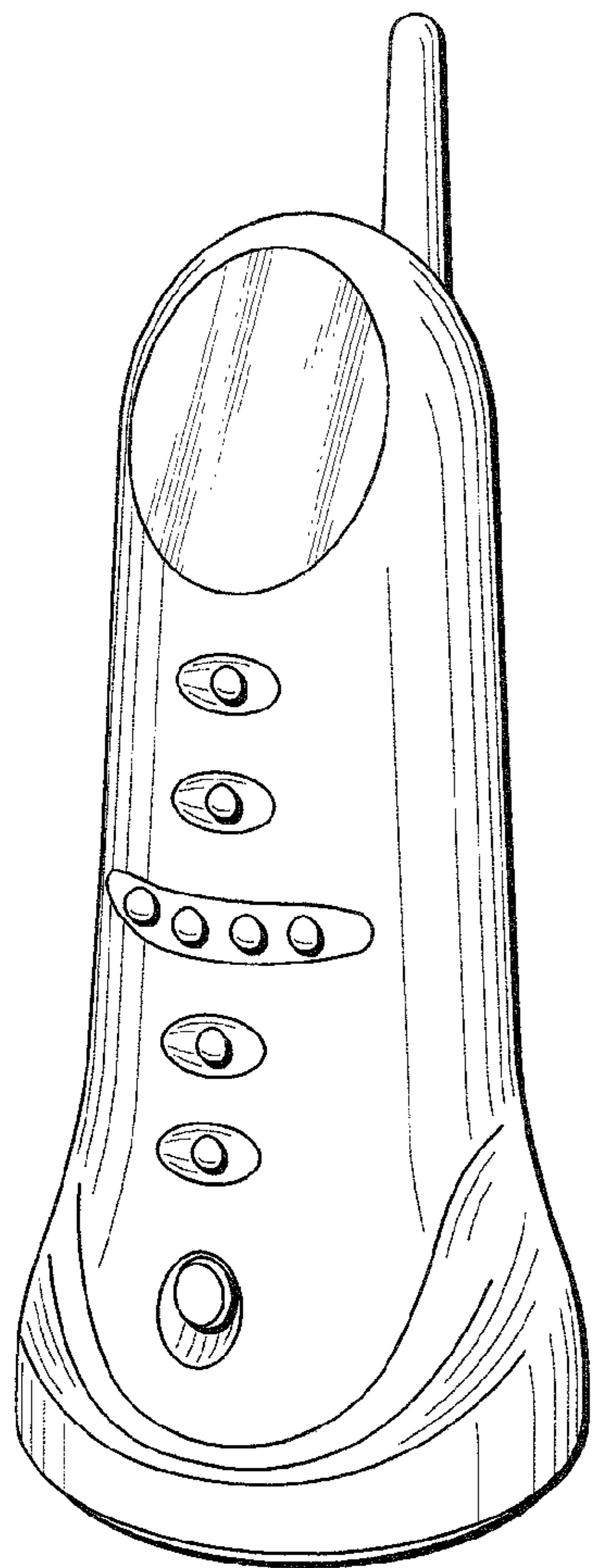


FIG. 1

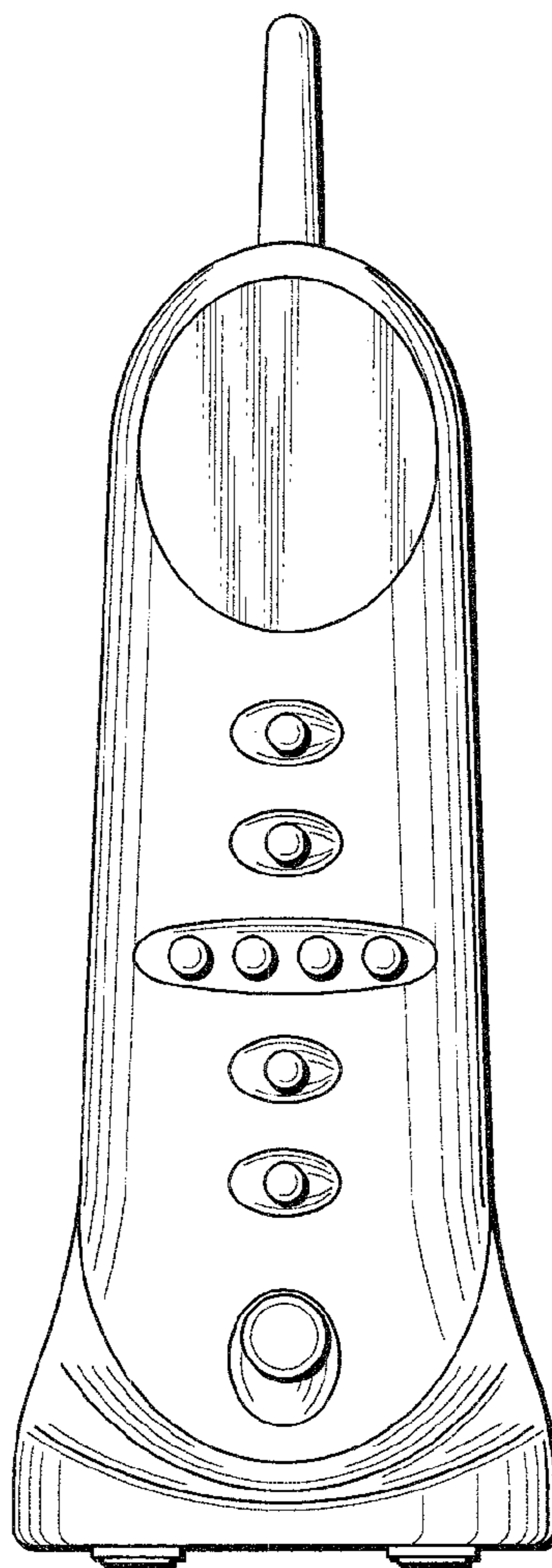


FIG. 2

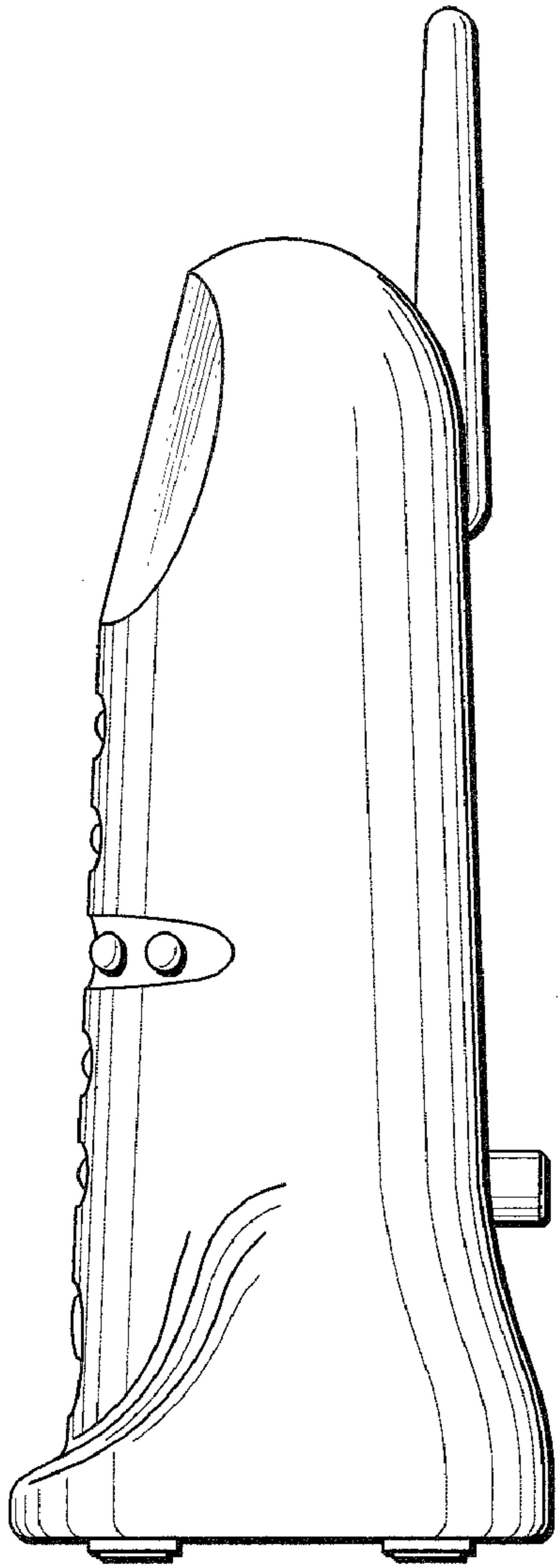


FIG. 3

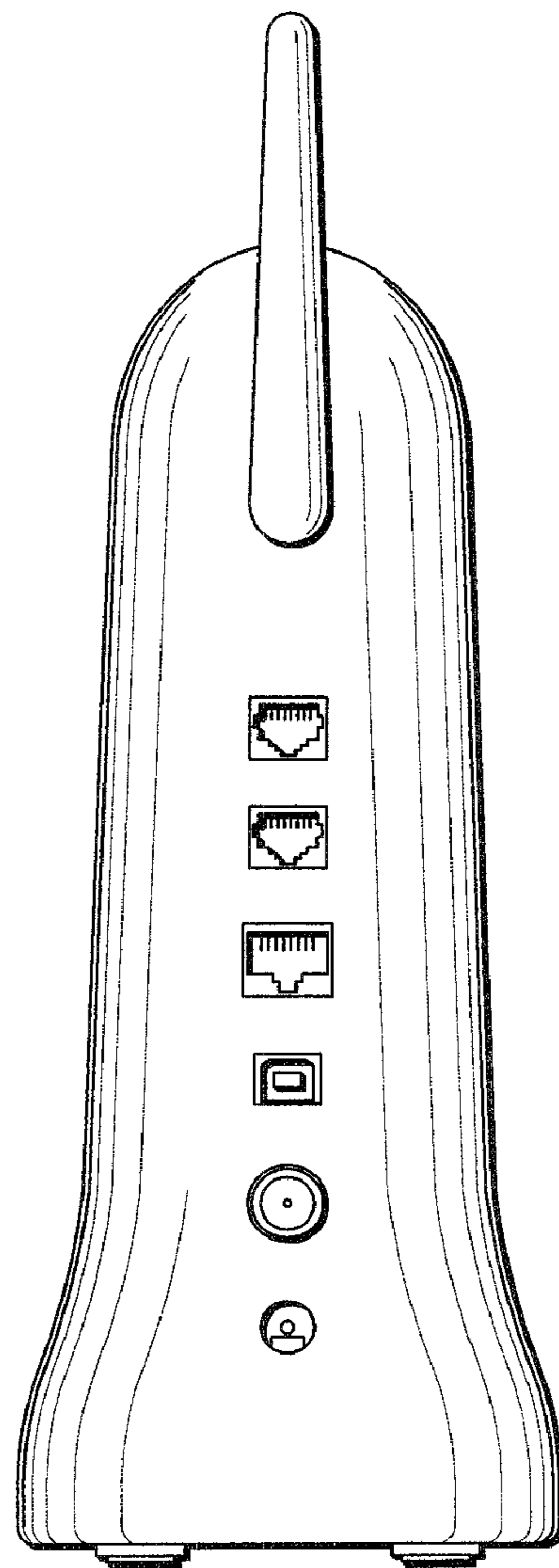


FIG. 4

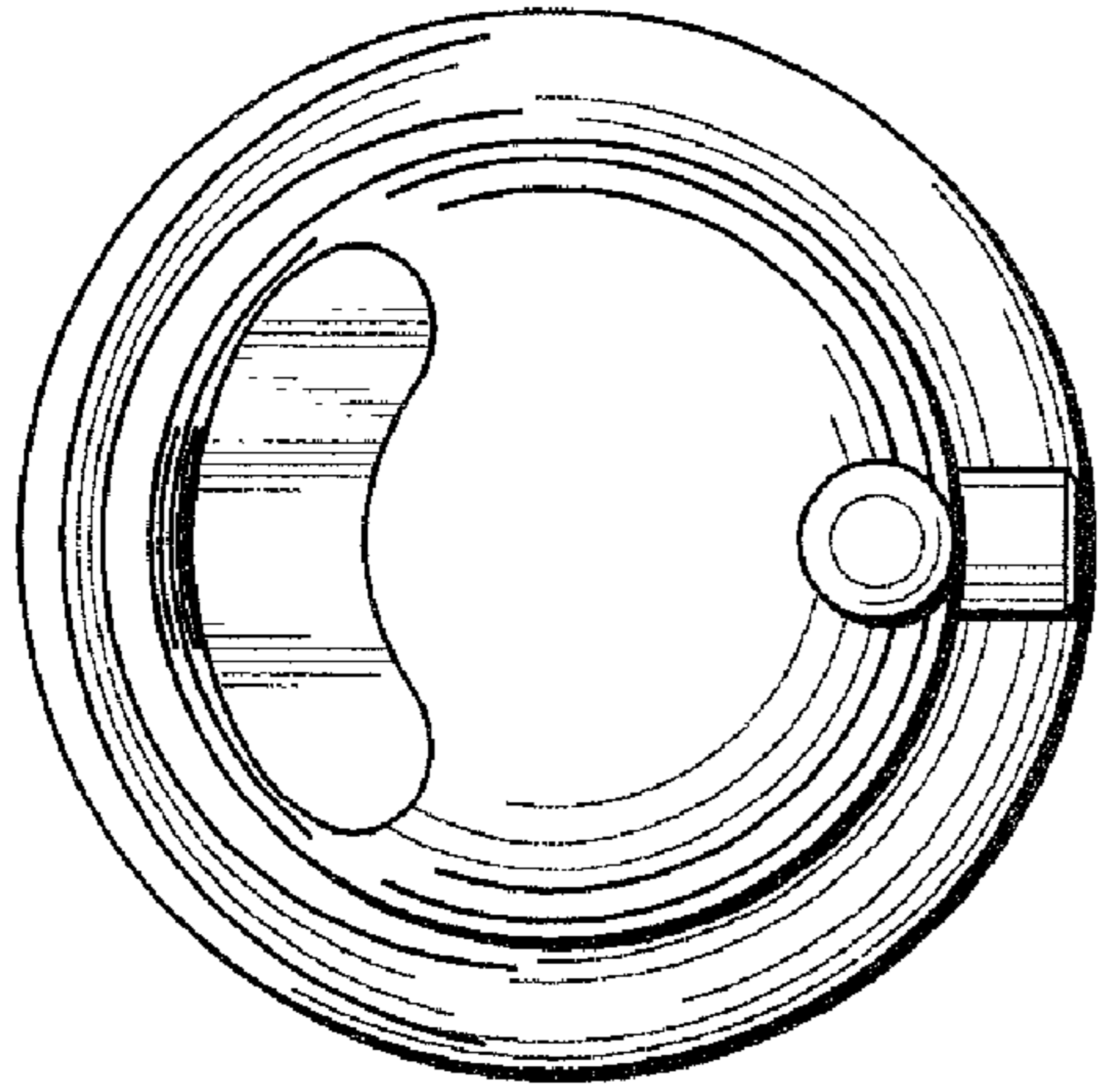


FIG. 5

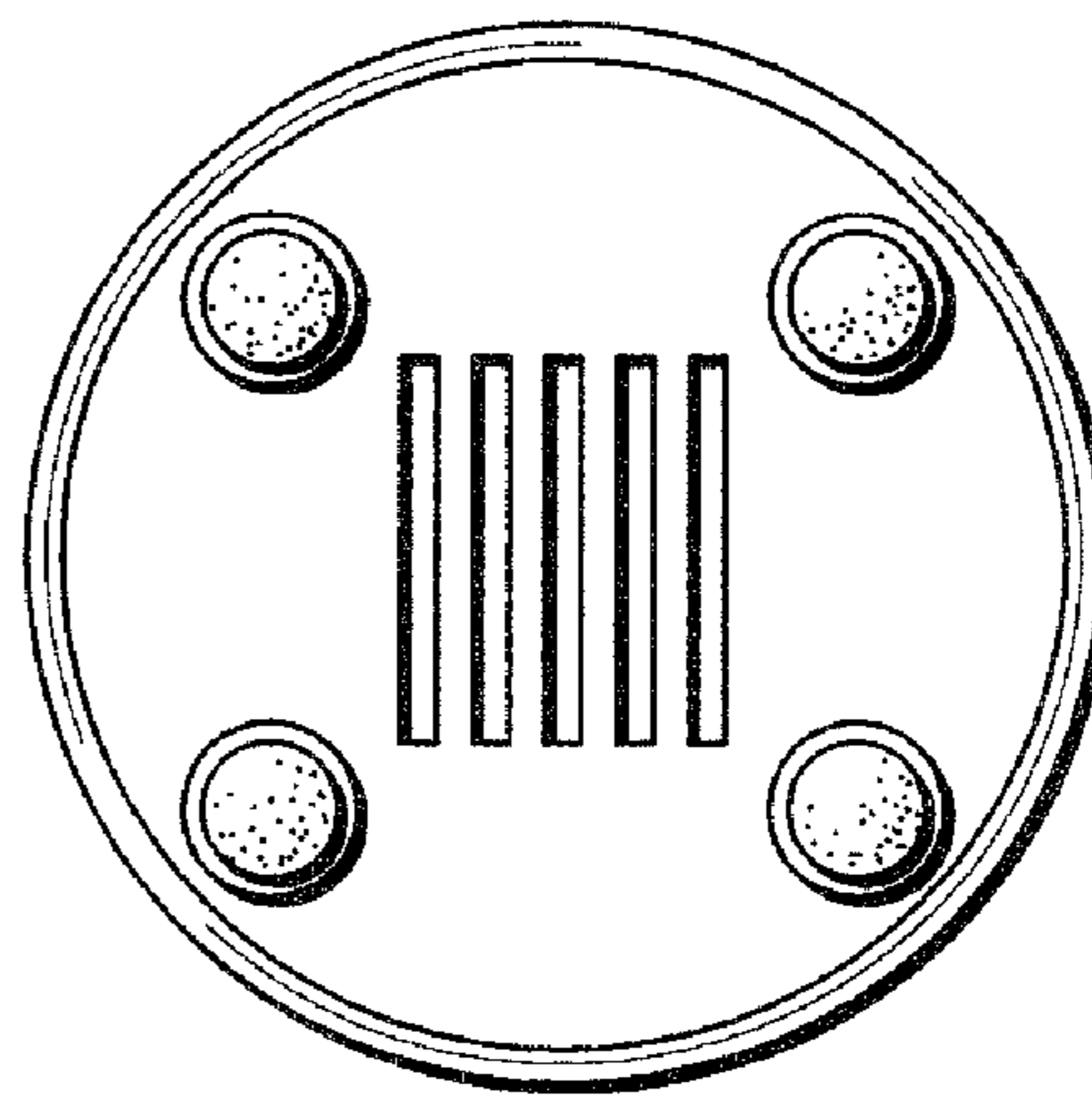


FIG. 6