



US00D584299S

(12) **United States Design Patent**  
**Cruz**

(10) **Patent No.:** **US D584,299 S**

(45) **Date of Patent:** **\*\* Jan. 6, 2009**

(54) **PHONE HANDLE COVER**

(76) **Inventor:** **Herman Cruz**, 270 Milton Ave., Staten Island, NY (US) 10306

(\*\*) **Term:** **14 Years**

(21) **Appl. No.:** **29/293,676**

(22) **Filed:** **Dec. 7, 2007**

(51) **LOC (9) Cl.** ..... **14-03**

(52) **U.S. Cl.** ..... **D14/250**

(58) **Field of Classification Search** ..... D14/140,  
D14/142, 146, 224, 240, 250-253, 434, 447,  
D14/452, 149, 453; D3/218; 206/320; D6/466;  
D13/107-108; D16/242; 248/121, 122.1,  
248/157, 160, 205.5, 205.8, 206.2, 274.1,  
248/371, 917; 320/107-108, 114-115; 379/454,  
379/455, 446, 450, 419; 455/575.1, 575.2,  
455/575.6, 575.9, 90.3

See application file for complete search history.

(56) **References Cited**

**U.S. PATENT DOCUMENTS**

2,475,303	A *	7/1949	Allen et al.	.....	379/450
D211,355	S *	6/1968	Farnham	.....	D14/250
D214,322	S *	6/1969	Velasquez	.....	D14/250
3,962,555	A *	6/1976	Efaw	.....	379/419
D300,629	S *	4/1989	Martens	.....	D14/250
D302,016	S *	7/1989	Williams, Jr.	.....	D14/250
D364,171	S *	11/1995	Maddack et al.	.....	D14/250

D364,875	S *	12/1995	Bell	.....	D14/250
D371,136	S *	6/1996	Horowitz	.....	D14/250
D400,541	S *	11/1998	Harrison	.....	D14/250
D403,326	S *	12/1998	Stewart et al.	.....	D14/250
D430,561	S *	9/2000	McNair	.....	D14/250
D500,313	S *	12/2004	Mason	.....	D14/250

\* cited by examiner

*Primary Examiner*—Charles A Rademaker

*Assistant Examiner*—Carla Jobe Wright

(57) **CLAIM**

The ornamental design for a phone handle cover, as shown and described.

**DESCRIPTION**

FIG. 1 is a perspective view of a phone handle cover showing my new design;

FIG. 2 is a top plan view thereof;

FIG. 3 is a left side elevational view thereof;

FIG. 4 is a bottom plan view thereof;


FIG. 5 is a right side elevational view thereof;

FIG. 6 is a rear elevational view thereof; and,

FIG. 7 is a front elevational view thereof.

The broken line showing of environmental structures is for illustrative purposes only and forms no part of the claimed design.

**1 Claim, 2 Drawing Sheets**



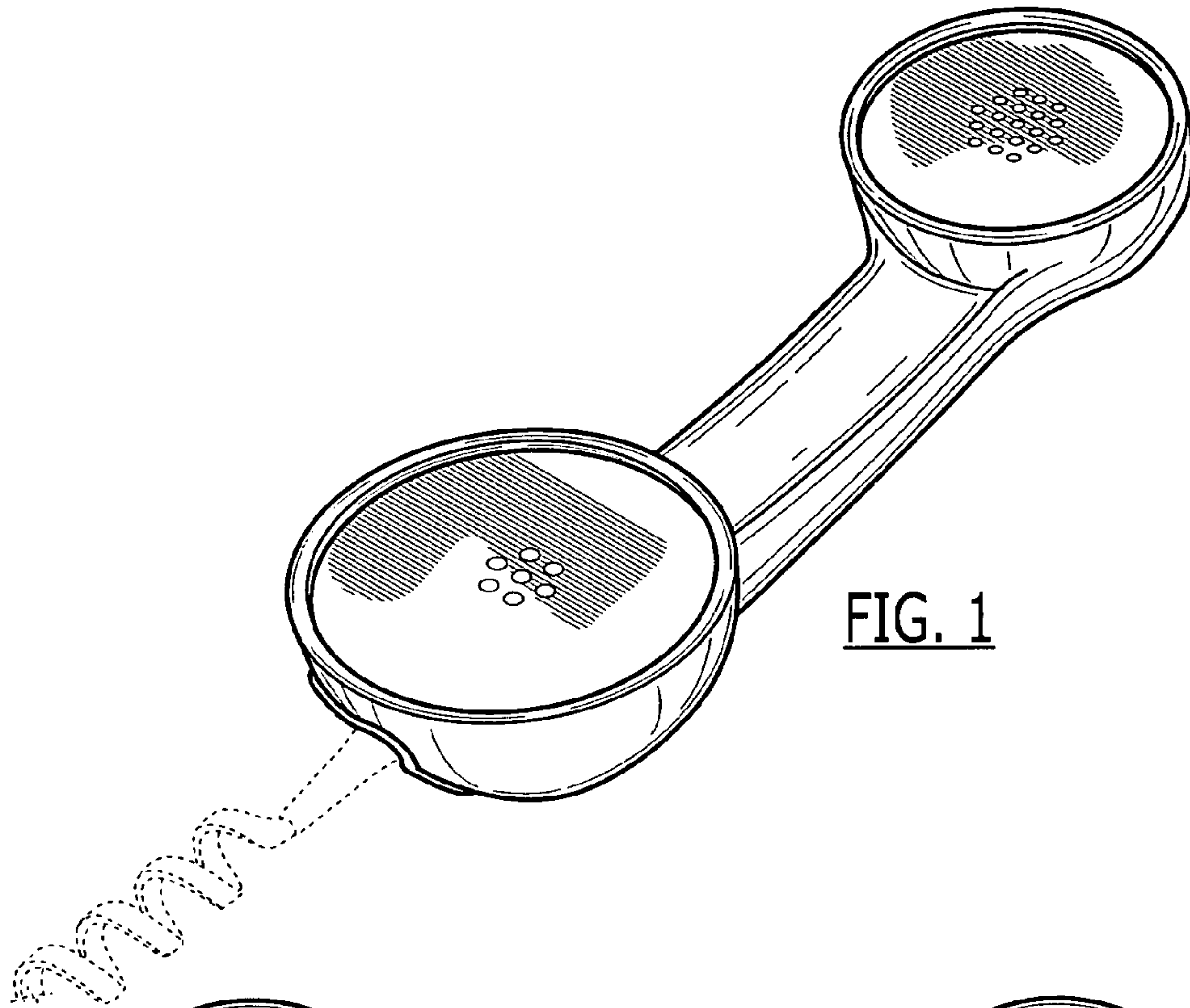


FIG. 1

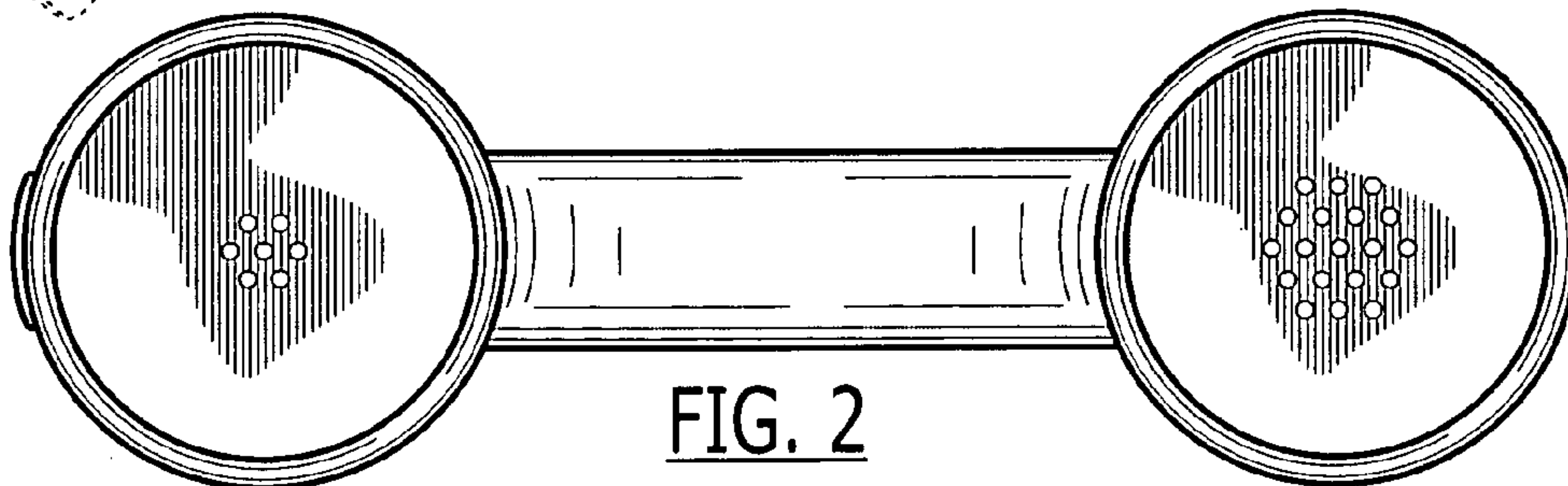


FIG. 2




FIG. 3

