

US00D584292S

(12) **United States Design Patent**
Knight

(10) **Patent No.:** **US D584,292 S**
(45) **Date of Patent:** **** Jan. 6, 2009**

(54) **REMOTE CONTROL UNIT**

(75) Inventor: **Jonathan Arnold Manley Knight**,
London (GB)

(73) Assignee: **Koninklijke Philips Electronics N.V.**,
Eindhoven (NL)

(**) Term: **14 Years**

(21) Appl. No.: **29/317,369**

(22) Filed: **Apr. 29, 2008**

(51) **LOC (9) Cl.** **14-03**

(52) **U.S. Cl.** **D14/218**

(58) **Field of Classification Search** D14/218,
D14/455, 138; D13/168; D21/566; D10/104,
D10/106; 345/169; 348/14.05, 114, 211.99,
348/734; 340/825.24, 825.69; 341/22; 455/92,
455/95, 128, 151.1–151.4, 352, 355, FOR. 121;
700/65

See application file for complete search history.

(56) **References Cited**

U.S. PATENT DOCUMENTS

D387,352 S * 12/1997 Kaneko et al. D14/218
D446,512 S * 8/2001 Lee D14/248
D451,483 S * 12/2001 Montagnino et al. D13/168

D460,751 S * 7/2002 Jensen et al. D14/218
6,803,874 B1 * 10/2004 Weber 341/176
D518,475 S * 4/2006 Yang et al. D14/218
D527,375 S * 8/2006 Flora et al. D14/218
D529,016 S * 9/2006 Rose et al. D14/138 R
D533,165 S * 12/2006 Knight et al. D14/218
D562,806 S * 2/2008 Bruce et al. D14/218
D563,948 S * 3/2008 d'Hoore D14/218
D565,554 S * 4/2008 Fan D14/218

* cited by examiner

Primary Examiner—Robert M Spear
Assistant Examiner—John Windmuller


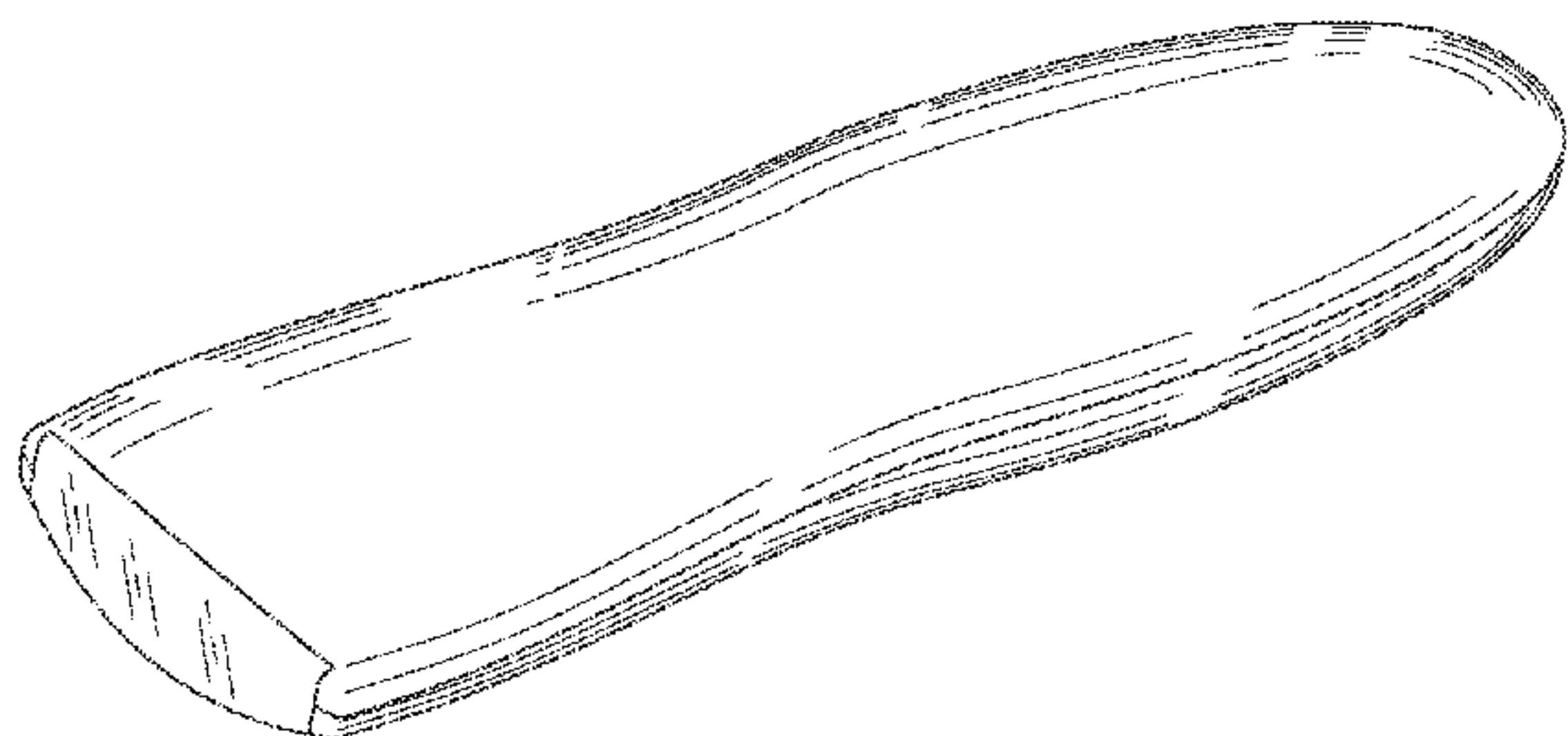
(57) **CLAIM**

The ornamental design for a remote control unit, as shown.

DESCRIPTION

FIG. 1 is a perspective view showing my design;
FIG. 2 is a front elevational view thereof;
FIG. 3 is a rear elevational view thereof;
FIG. 4 is a right side elevational view thereof;
FIG. 5 is a left side elevational view thereof;
FIG. 6 is a top plan view thereof; and,
FIG. 7 is a bottom plan view thereof.

1 Claim, 3 Drawing Sheets



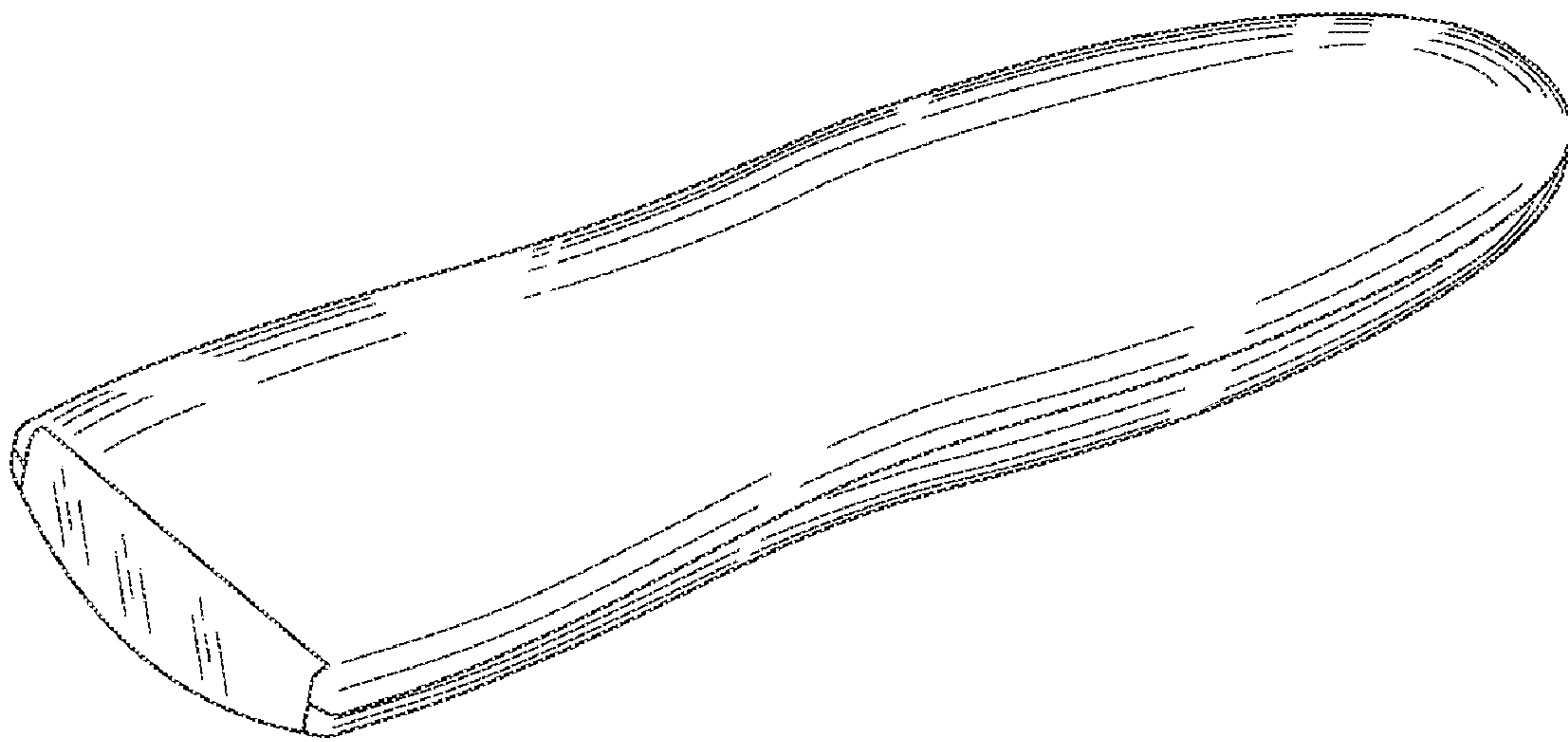


FIG. 1



FIG. 2

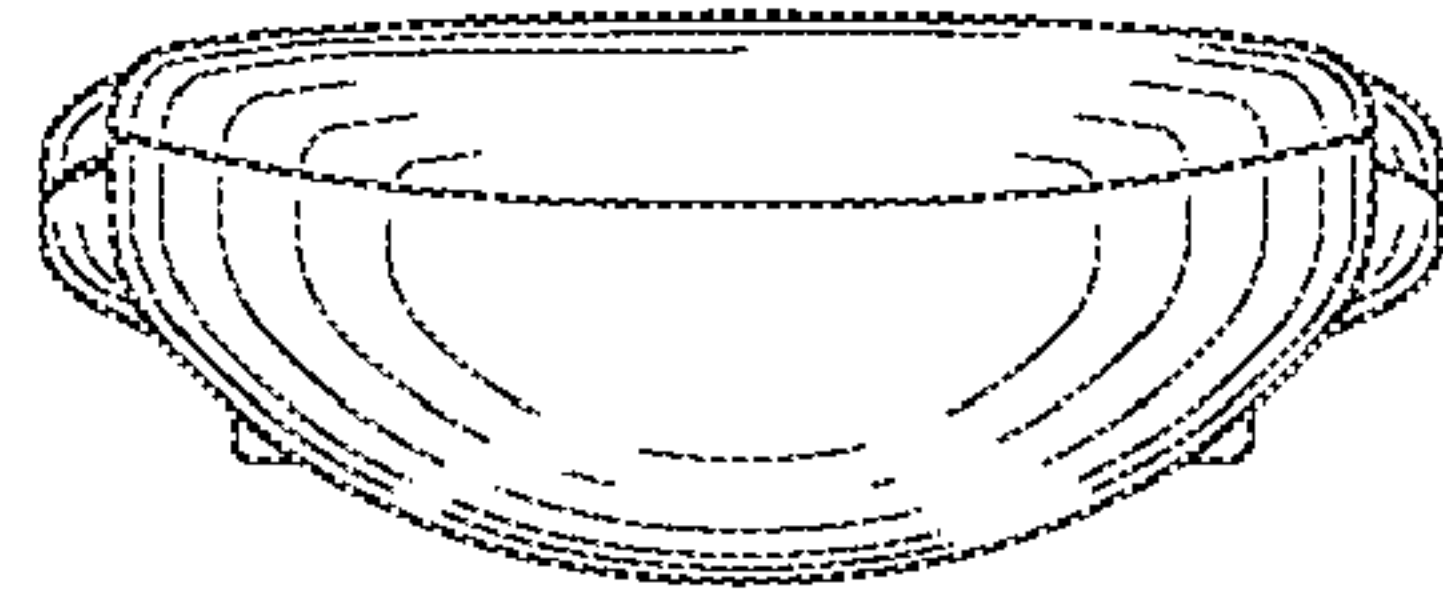


FIG. 3

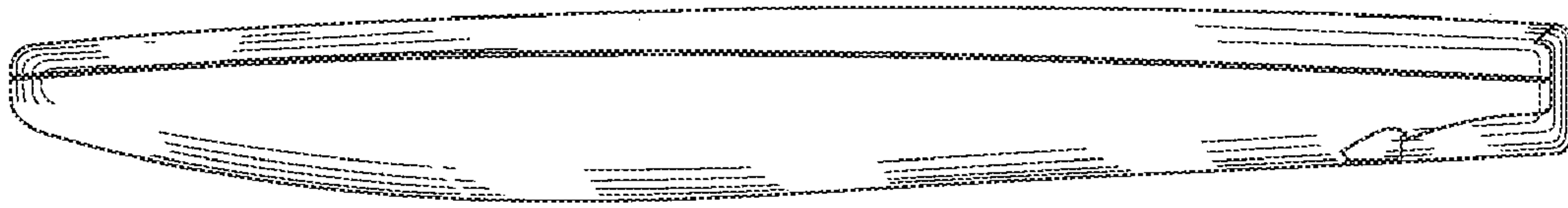


FIG. 4




FIG. 5

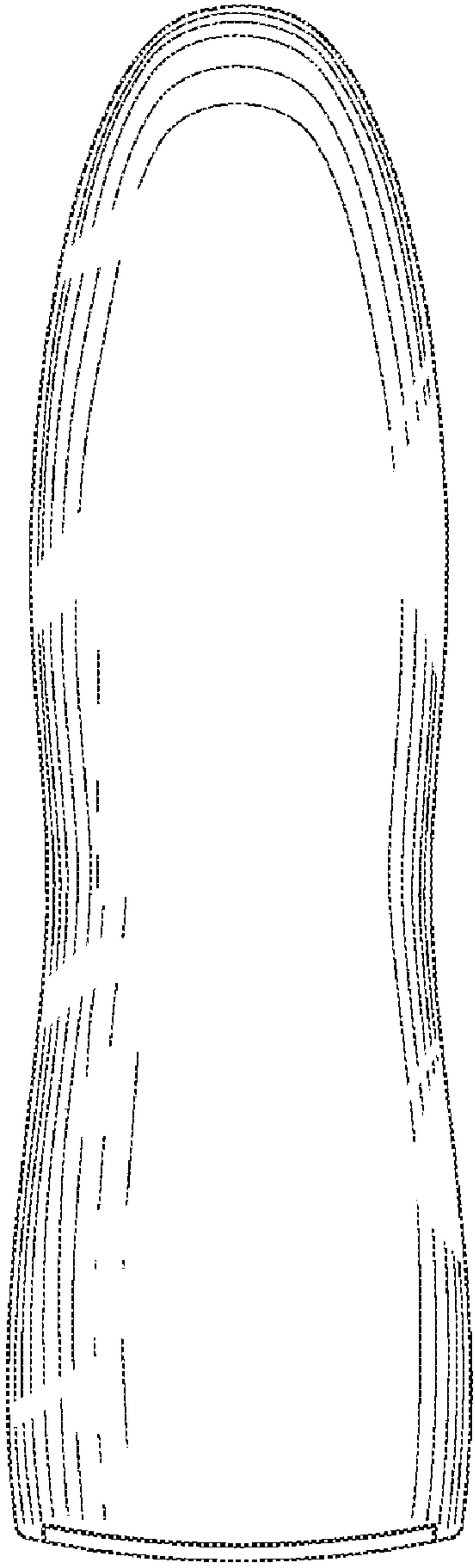


FIG. 6

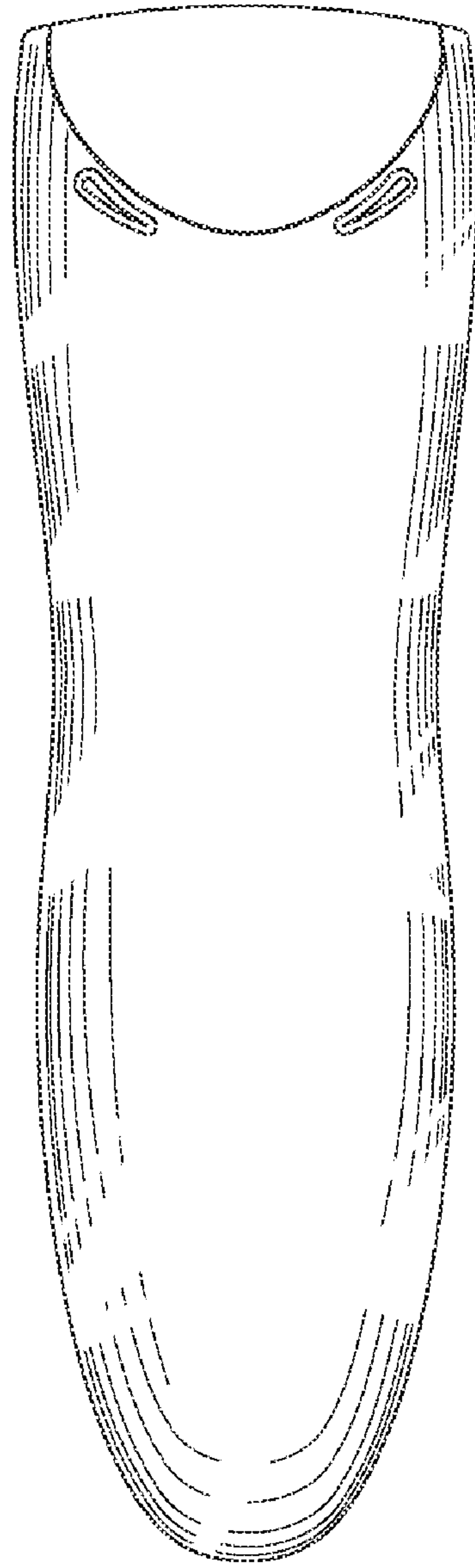


FIG. 7