



US00D584269S

(12) **United States Design Patent**
Baik et al.

(10) **Patent No.:** **US D584,269 S**
(45) **Date of Patent:** **** Jan. 6, 2009**

(54) **MOBILE PHONE**

(75) Inventors: **Jae Ho Baik**, Seoul (KR); **Yoon Young Cho**, Seoul (KR); **Chang Soo Lee**, Seoul (KR)

(73) Assignee: **Samsung Electronics Co., Ltd.**, Suwon (KR)

(**) Term: **14 Years**

(21) Appl. No.: **29/292,312**

(22) Filed: **Oct. 5, 2007**

(51) **LOC (9) Cl.** **14-03**

(52) **U.S. Cl.** **D14/138 AA**

(58) **Field of Classification Search** D14/137,
D14/138 R, 138 AA, 138 AB, 138 AD, 138 C,
D14/138 G, 143-144, 147-148, 156, 218,
D14/247-248, 341-347, 390, 399, 455-456,
D14/496; D13/164, 168; D16/208; D21/329,
D21/331, 333, 517; 343/702; 348/14.01-14.02;
361/814; 379/433.01-433.13; 439/165;
455/90.3, 556.1, 556.2, 566, 575.1, 575.3,
455/575.4

See application file for complete search history.

(56) **References Cited**

U.S. PATENT DOCUMENTS

D513,741 S * 1/2006 Jensfelt D14/138 AA
D515,532 S * 2/2006 Shintani D14/138 AA
D515,541 S * 2/2006 Jensfelt D14/138 AA
D517,039 S * 3/2006 Lee D14/138 AA
D539,776 S * 4/2007 Wada D14/138 AA
D541,252 S * 4/2007 Kim et al. D14/138 AA
D543,191 S * 5/2007 Kim et al. D14/138 AA

D543,531 S * 5/2007 Lee D14/138 AA
D546,314 S * 7/2007 Im D14/138 AA
D570,317 S * 6/2008 Eklund D14/138 AA
D574,351 S * 8/2008 Kim et al. D14/138
D576,990 S * 9/2008 Han et al. D14/138 R
2008/0039156 A1 * 2/2008 Lee et al. 455/575.1

OTHER PUBLICATIONS

Asus V80, announced Jul. 2006, <URL:http://www.gsmarena.com/asus_v80-pictures-1728.php>, retrieved from internet Oct. 22, 2008 11:03:24 PM.*

Samsung i550, announced Aug. 2007, <URL:http://www.gsmarena.com/samsung_i550-pictures-2115.php>, retrieved from internet Oct. 23, 2008 3:01:04 AM.*

* cited by examiner

Primary Examiner—Charles A Rademaker

Assistant Examiner—Carla Jobe Wright

(74) *Attorney, Agent, or Firm*—Ladas & Parry LLP

(57) **CLAIM**

The ornamental design for a mobile phone, as shown and described.

DESCRIPTION

FIG. 1 is a front/right-side/top perspective view of a mobile phone showing our new design;

FIG. 2 is a front elevational view thereof;

FIG. 3 is a rear elevational view thereof;

FIG. 4 is a left-side elevational view thereof;

FIG. 5 is a right-side elevational view thereof;

FIG. 6 is a top elevational view thereof; and,

FIG. 7 is a bottom elevational view thereof.

1 Claim, 6 Drawing Sheets

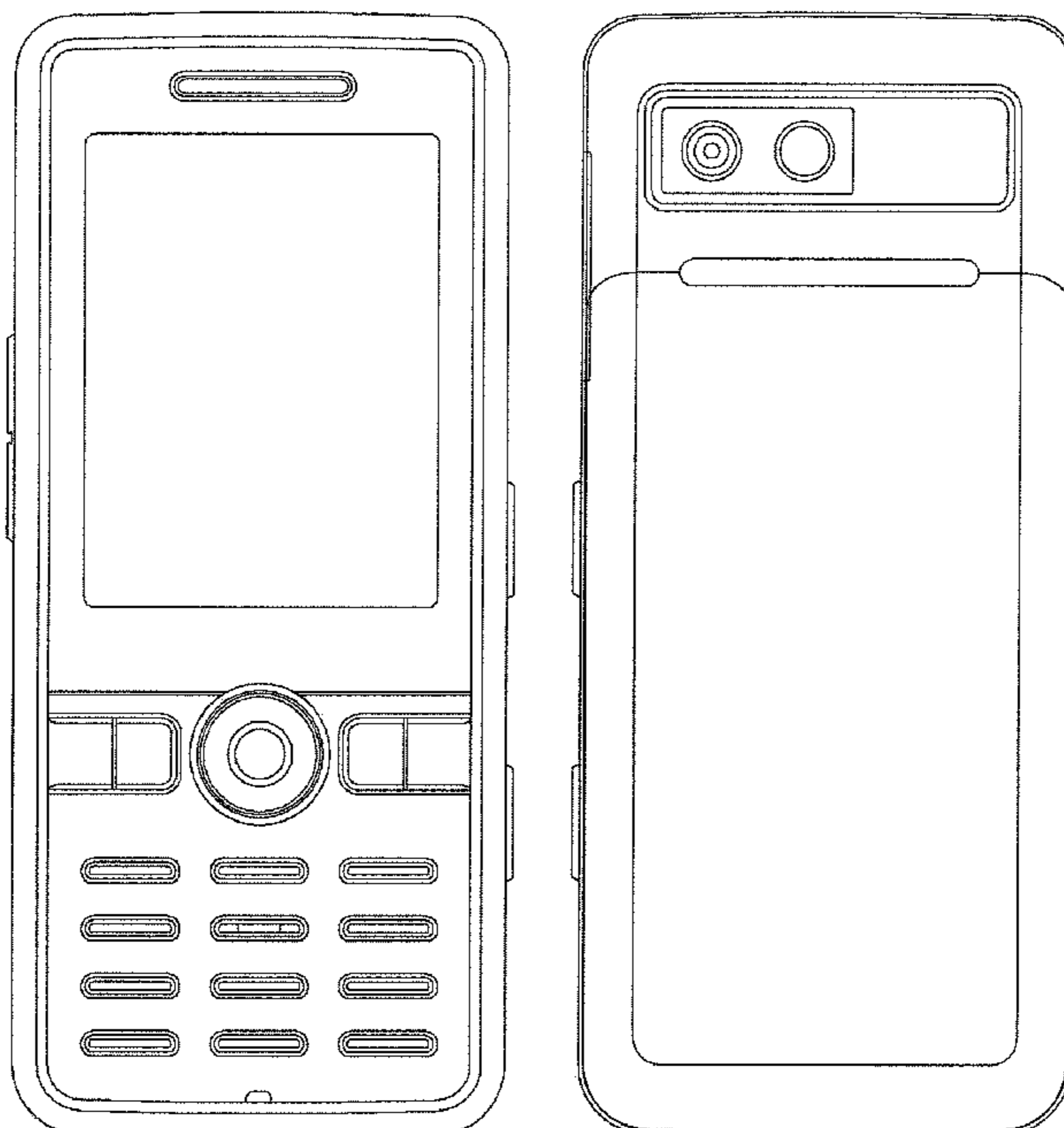


FIG. 1

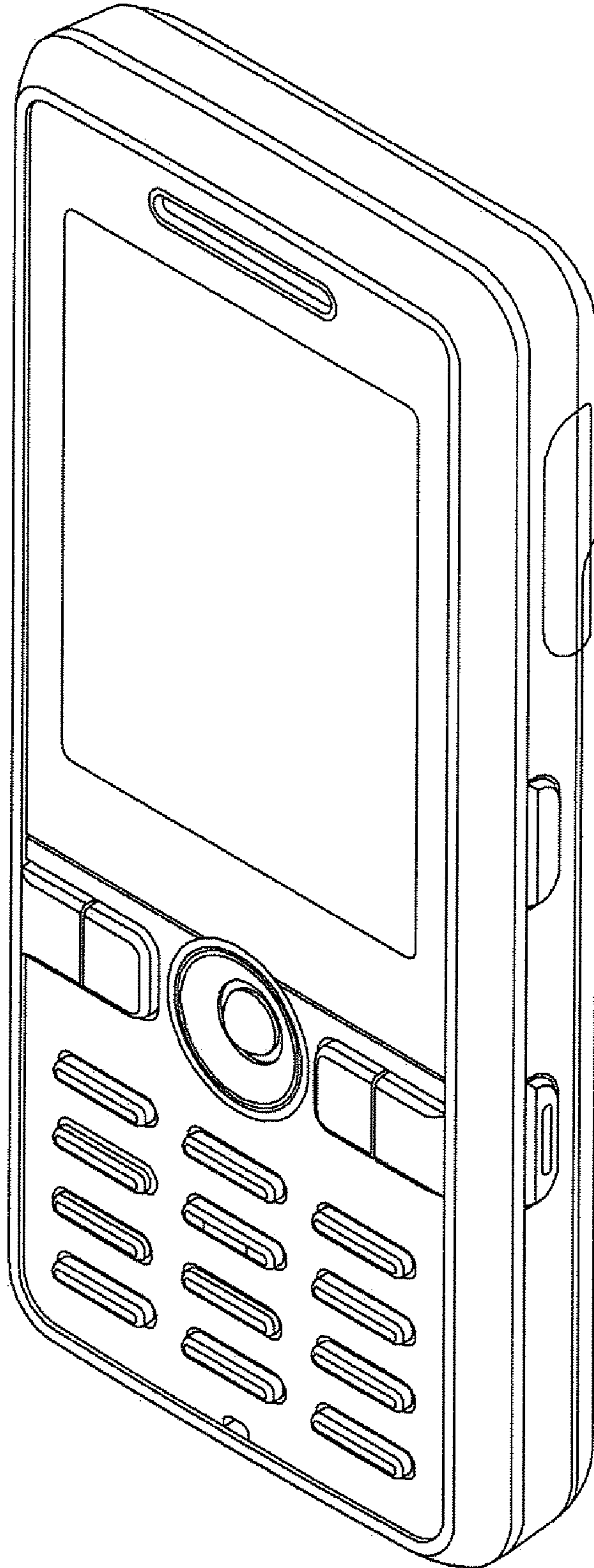


FIG. 2




FIG. 3




FIG. 4

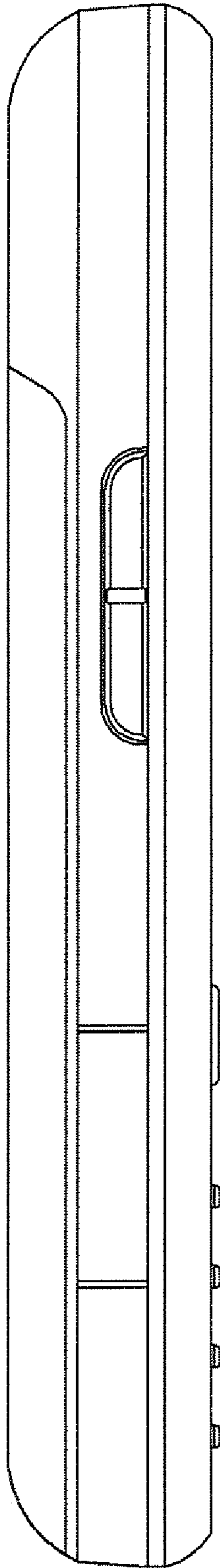


FIG. 5

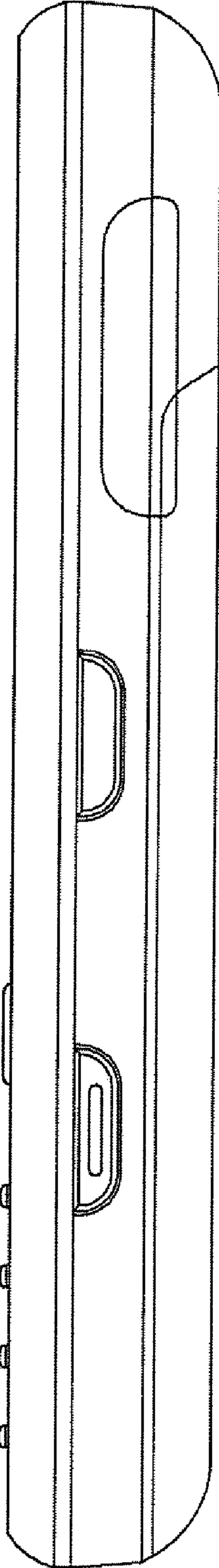


FIG. 6

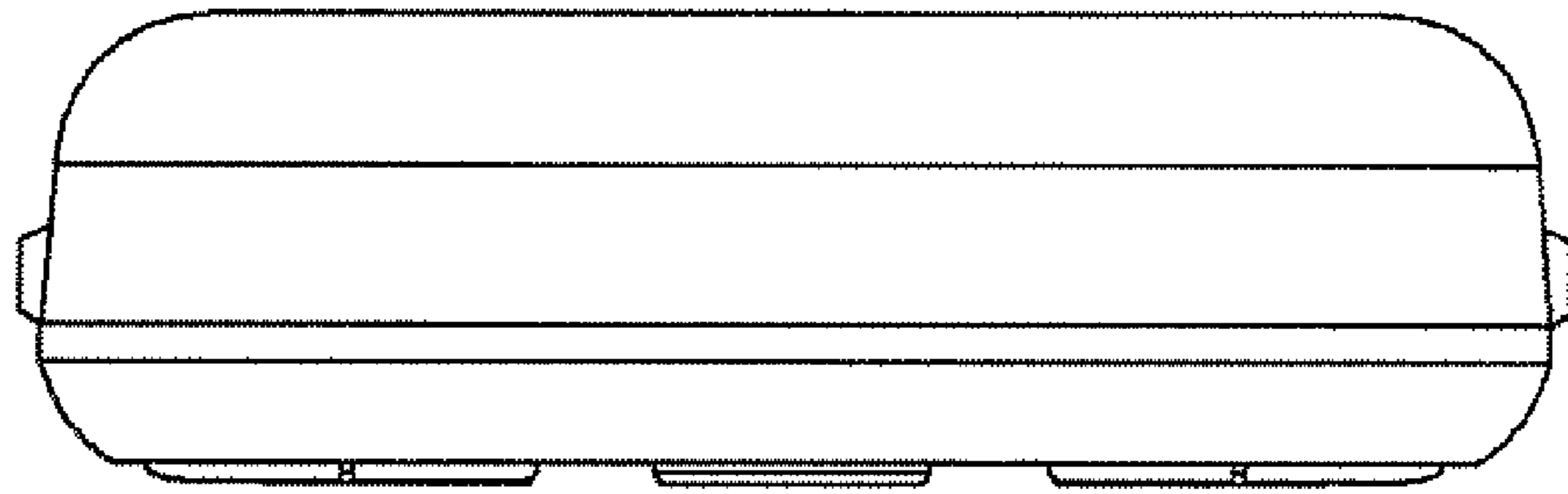


FIG. 7

