



US00D584262S

(12) **United States Design Patent**  
**Hu et al.**

(10) **Patent No.:** **US D584,262 S**  
(45) **Date of Patent:** **\*\* Jan. 6, 2009**

(54) **HOUSING FOR A COMMUNICATION DEVICE**

D514,542 S \* 2/2006 Bertrand et al. .... D14/138 AA  
D517,037 S \* 3/2006 Corley et al. .... D14/138 AA  
D524,786 S \* 7/2006 Paradise et al. .... D14/138 AA  
D562,313 S \* 2/2008 Tan et al. .... D14/248

(75) Inventors: **Yiting Hu**, Chicago, IL (US); **Ruben D. Castano**, Glenview, IL (US); **Sean P. Daw**, Grayslake, IL (US); **Seok Hwa (Tony) Moon**, San Diego, CA (US); **Paul M. Pierce**, Grayslake, IL (US)

\* cited by examiner

*Primary Examiner*—Ian Simmons  
*Assistant Examiner*—Wan Laymon  
(74) *Attorney, Agent, or Firm*—Hisashi D. Watanabe

(73) Assignee: **Motorola, Inc.**, Schaumburg, IL (US)

(57) **CLAIM**

(\*\*) Term: **14 Years**

The ornamental design for a housing for a communication device, as shown and described.

(21) Appl. No.: **29/279,488**

(22) Filed: **May 2, 2007**

**DESCRIPTION**

(51) **LOC (9) Cl.** ..... **14-03**

FIG. 1 is a perspective view of a communication device showing our new design.

(52) **U.S. Cl.** ..... **D14/138 AA; D14/248**

FIG. 2 is a front view thereof.

(58) **Field of Classification Search** ..... D14/156,  
D14/218, 247–248, 341–347, 390, 399, 455–456,  
D14/496, 138 R, 138 AA, 138 AB, 138 C,  
D14/138 AD, 138 G, 137, 147–148; D16/208;  
D21/329, 331, 333, 517; 348/14.01–14.02;  
361/814; 379/433.01–433.13; 455/556.1–556.2,  
455/90.3, 566, 575.1, 575.3–575.4

FIG. 3 is a rear view thereof.

FIG. 4 is a first side view thereof.

FIG. 5 is a second side view thereof.

FIG. 6 is a top view thereof; and,

FIG. 7 is a bottom view thereof.

See application file for complete search history.

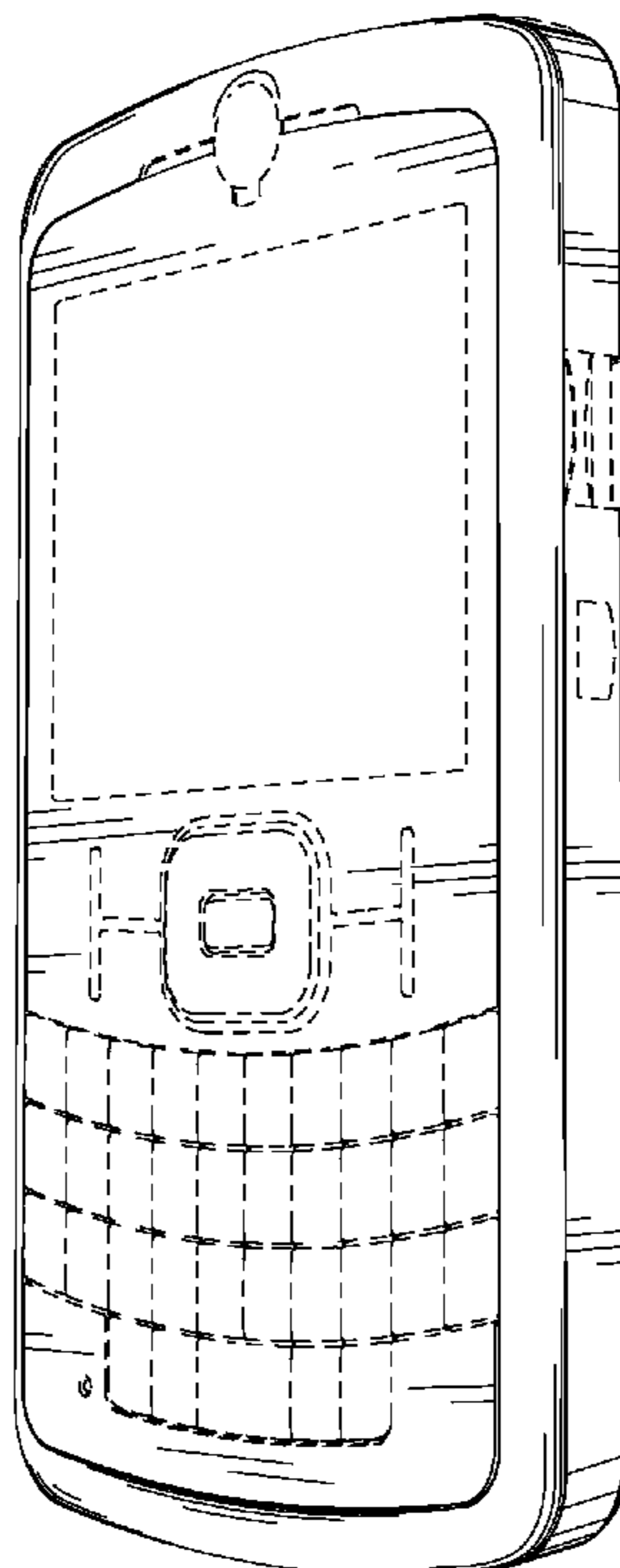
The broken lines shown in FIGS. 1–7, that are immediately adjacent the shaded areas represent the bound of the claimed design, while all other broken lines are directed to environmental and are for illustrative purposes only; the broken lines form no part of the claimed design.

(56) **References Cited**

**U.S. PATENT DOCUMENTS**

D491,543 S \* 6/2004 Chang et al. .... D14/138 AA  
D493,778 S \* 8/2004 Walliser et al. .... D14/138 AA

**1 Claim, 5 Drawing Sheets**



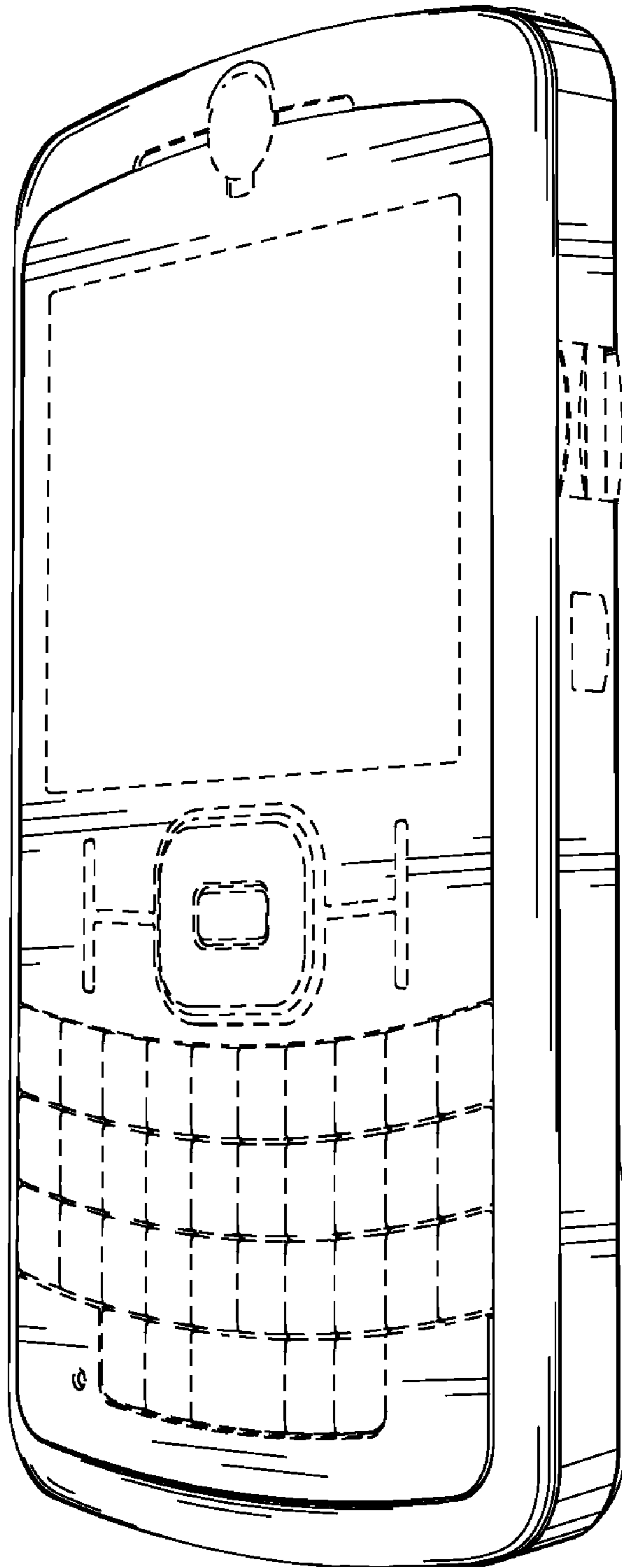


FIG. 1

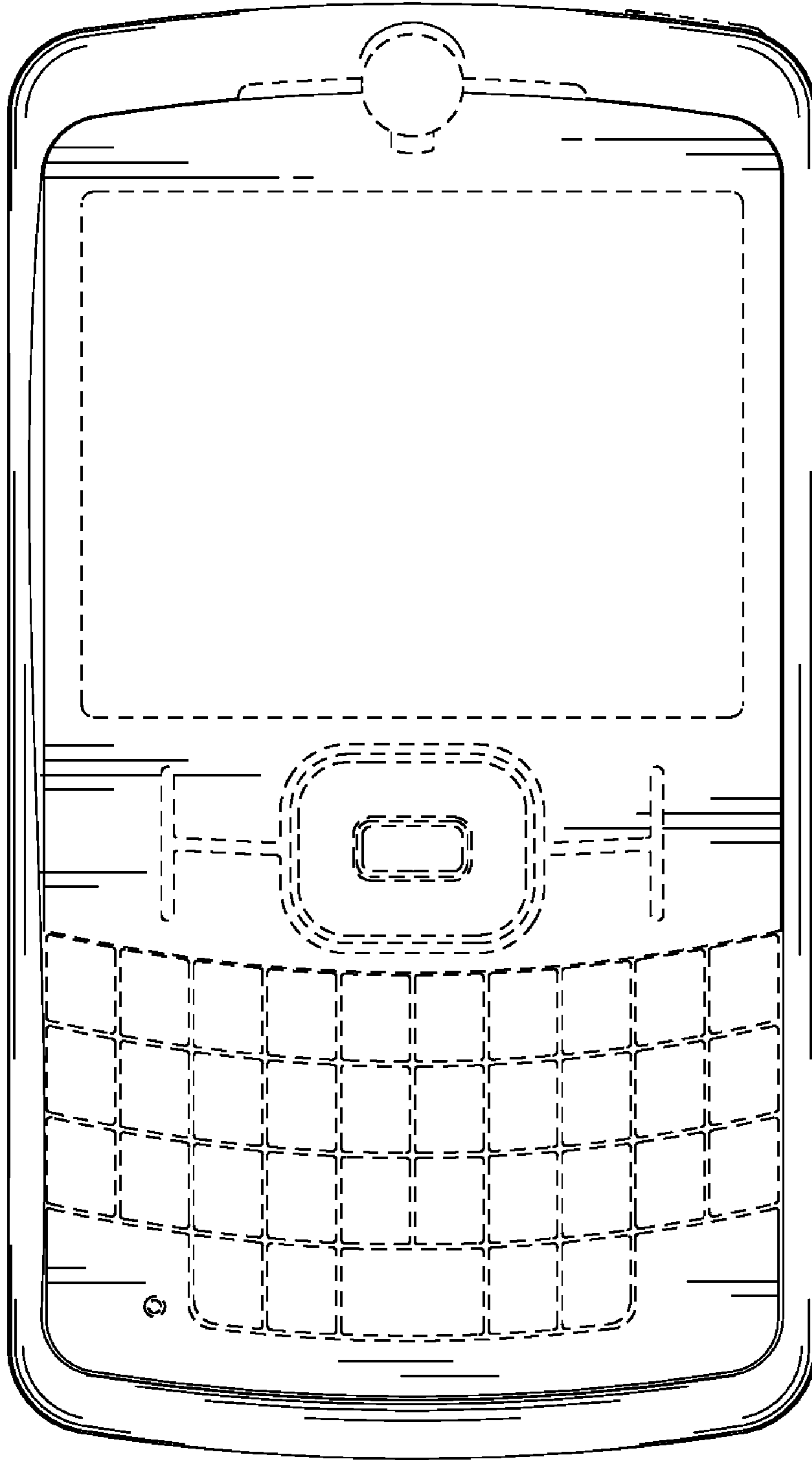


FIG. 2

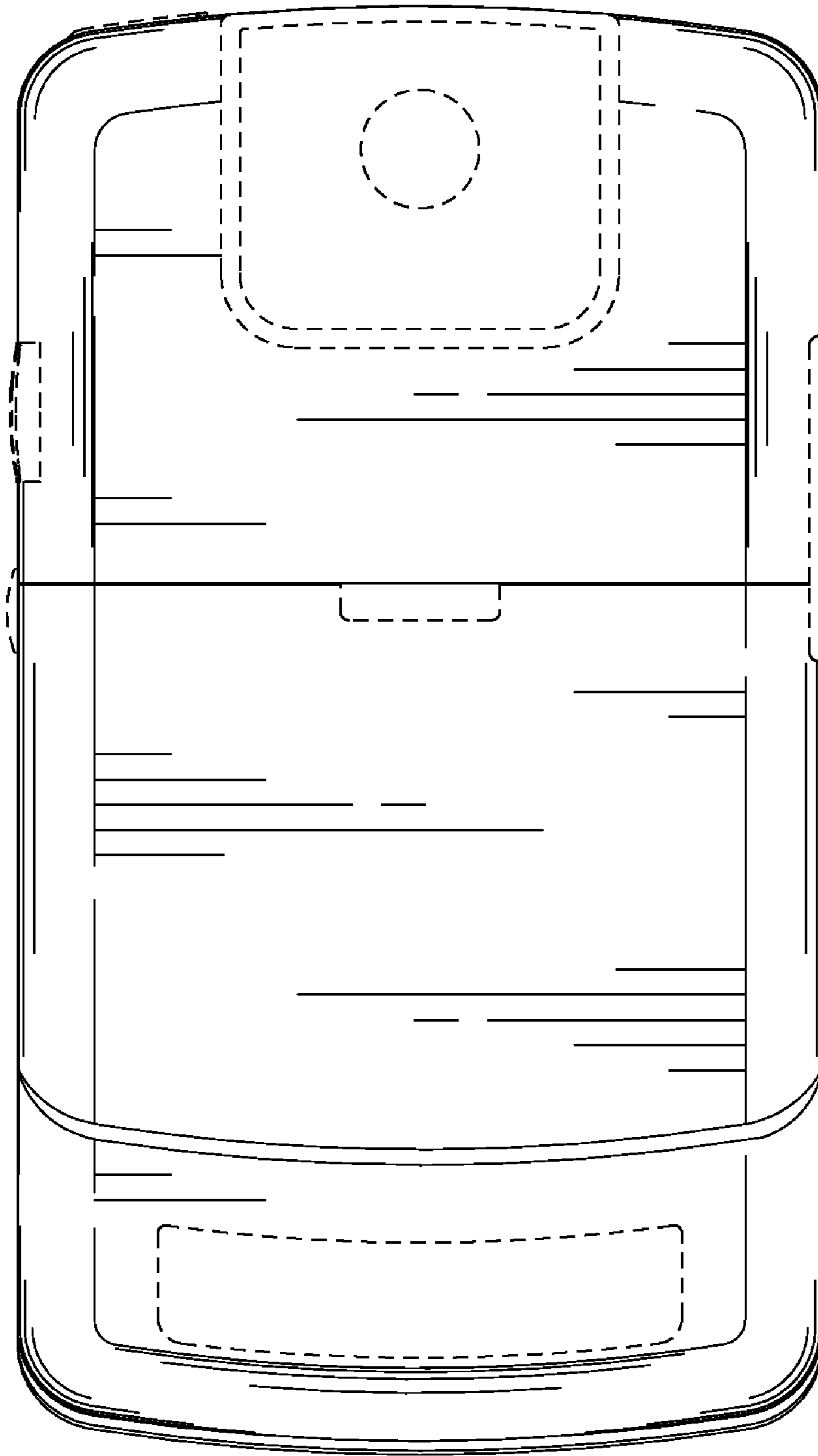


FIG. 3

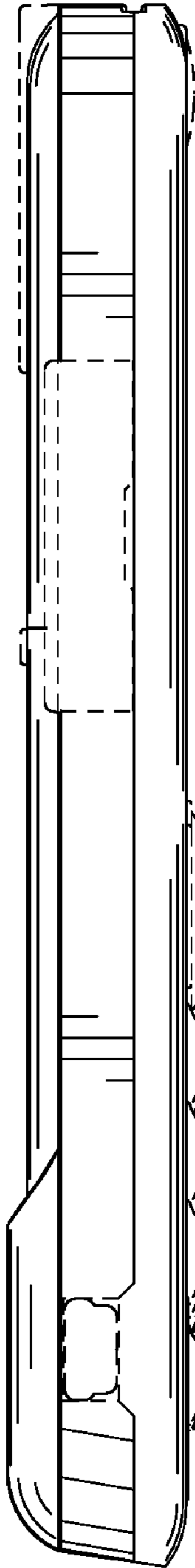


FIG. 4

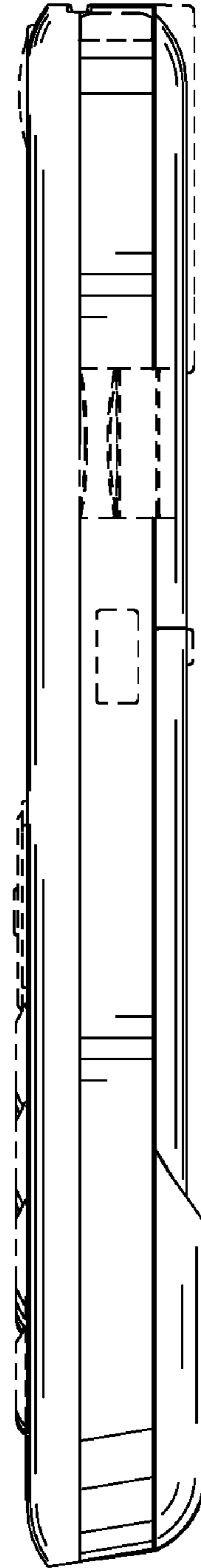


FIG. 5

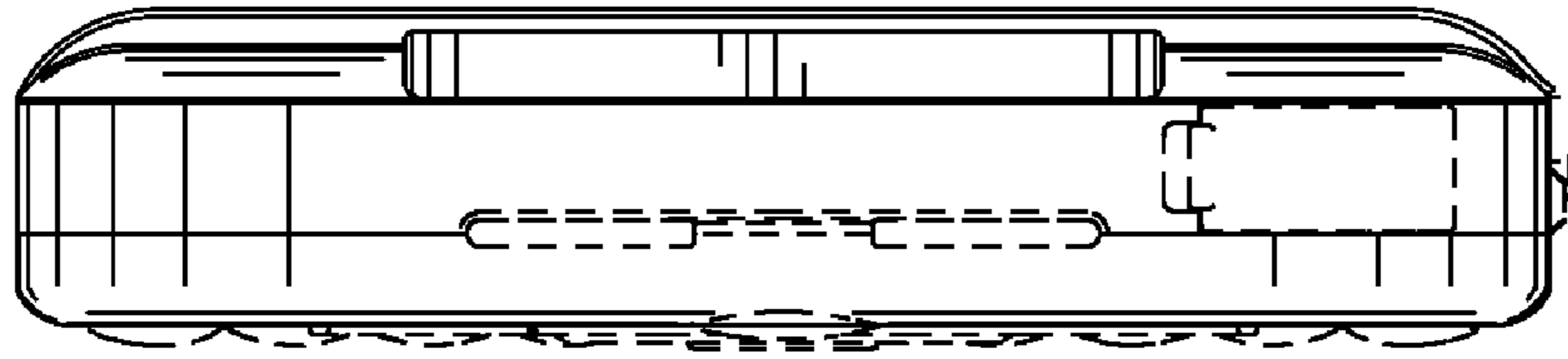


FIG. 6

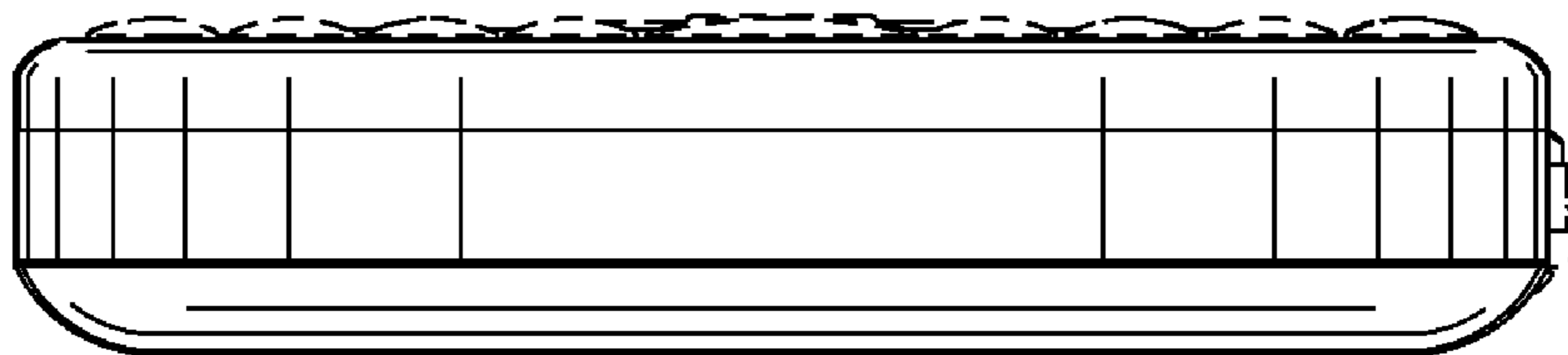


FIG. 7