



US00D584253S

(12) **United States Design Patent**  
**Whittaker et al.**

(10) **Patent No.:** **US D584,253 S**

(45) **Date of Patent:** **\*\* Jan. 6, 2009**

(54) **SET-TOP BOX**

(75) Inventors: **James Whittaker**, Boeblingen (DE);  
**Andrew Shi-Yuan Wong**, Herrenberg  
(DE); **Robert Curtis**, New York, NY  
(US)

(73) Assignee: **British Sky Broadcasting Limited** (GB)

(\*\*) Term: **14 Years**

(21) Appl. No.: **29/306,503**

(22) Filed: **Apr. 10, 2008**

**Related U.S. Application Data**

(63) Continuation of application No. 29/226,399, filed on  
Mar. 29, 2005, now Pat. No. Des. 566,668.

(51) **LOC (9) Cl.** ..... **14-03**

(52) **U.S. Cl.** ..... **D14/125**

(58) **Field of Classification Search** ..... D14/125-134,  
D14/239, 371, 136, 374-377; 312/7.2; 348/836,  
348/838, 180, 184, 325, 739; 341/12; 248/917-924,  
248/465, 123.11; 345/104, 133, 156, 168,  
345/87, 173, 169; 349/1, 2, 11, 62; 720/605,  
720/669, 600, 655, 99, 197; 455/344-347  
See application file for complete search history.

(56) **References Cited**

**U.S. PATENT DOCUMENTS**

- D387,740 S 12/1997 Kondo
- D399,840 S \* 10/1998 Curbun et al. .... D14/358
- D408,037 S 4/1999 Althans et al.
- D415,486 S \* 10/1999 Lee et al. .... D14/126

- D416,264 S 11/1999 Althans et al.
- D434,737 S \* 12/2000 Jensen et al. .... D14/125
- D445,097 S \* 7/2001 Jensen et al. .... D14/125
- D448,025 S 9/2001 Stout et al.
- D448,353 S 9/2001 Chang
- D450,695 S 11/2001 Reynolds et al.
- D455,426 S 4/2002 Bowen et al.
- D456,785 S \* 5/2002 Yu ..... D13/169
- D460,069 S 7/2002 Greenhalgh et al.

**FOREIGN PATENT DOCUMENTS**

FI M20000083 10/2000

\* cited by examiner

*Primary Examiner*—Raphael Barkai

*Assistant Examiner*—Randall H Gholson

(74) *Attorney, Agent, or Firm*—Rothwell, Figg, Ernst &  
Manbeck PC

(57) **CLAIM**

The ornamental design for a set-top box, as shown and  
described.

**DESCRIPTION**

FIG. 1 is a perspective view of the set-top box of our new  
design;

FIG. 2 is a front view thereof;

FIG. 3 is a back view thereof;

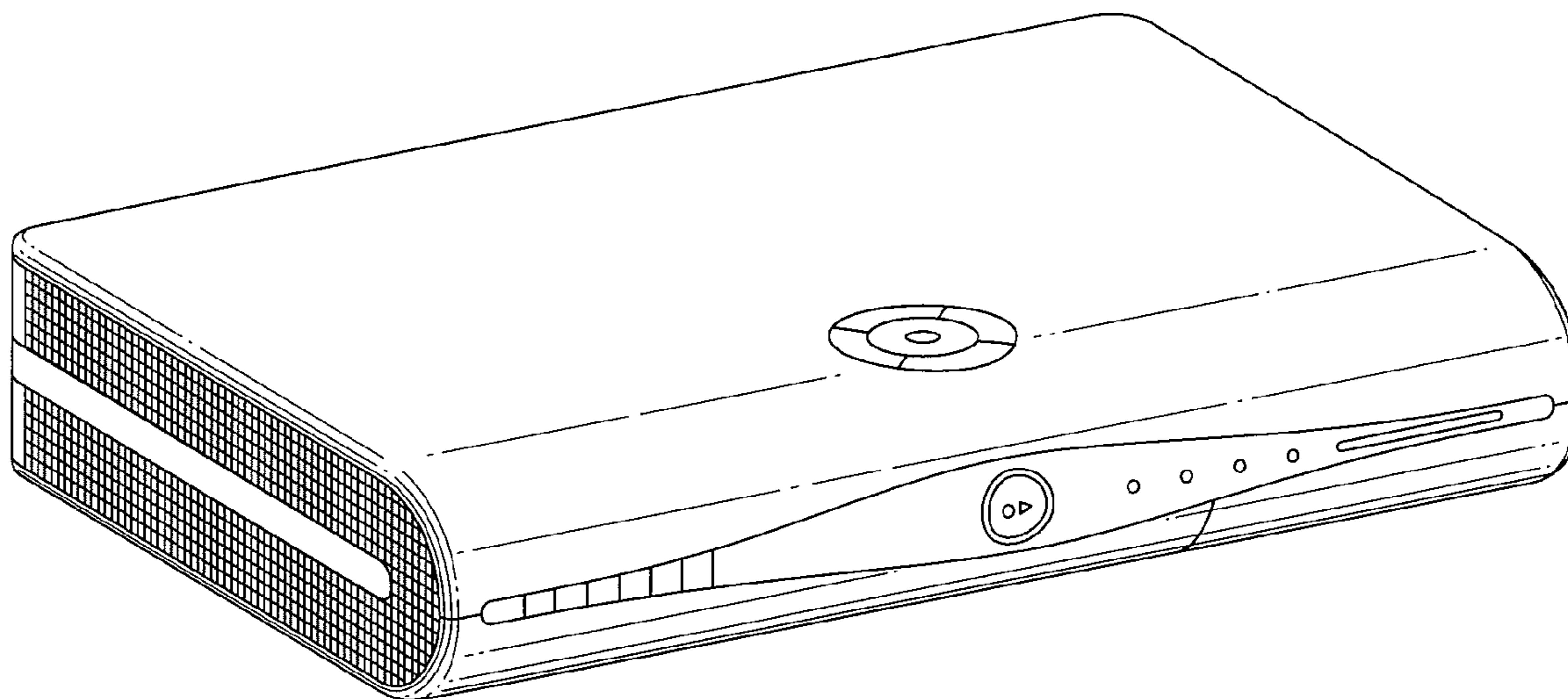
FIG. 4 a side view of one side thereof;

FIG. 5 is a side view of the second side thereof;

FIG. 6 is a top plan view of the second side thereof; and,

FIG. 7 is a bottom plan view thereof.

**1 Claim, 7 Drawing Sheets**



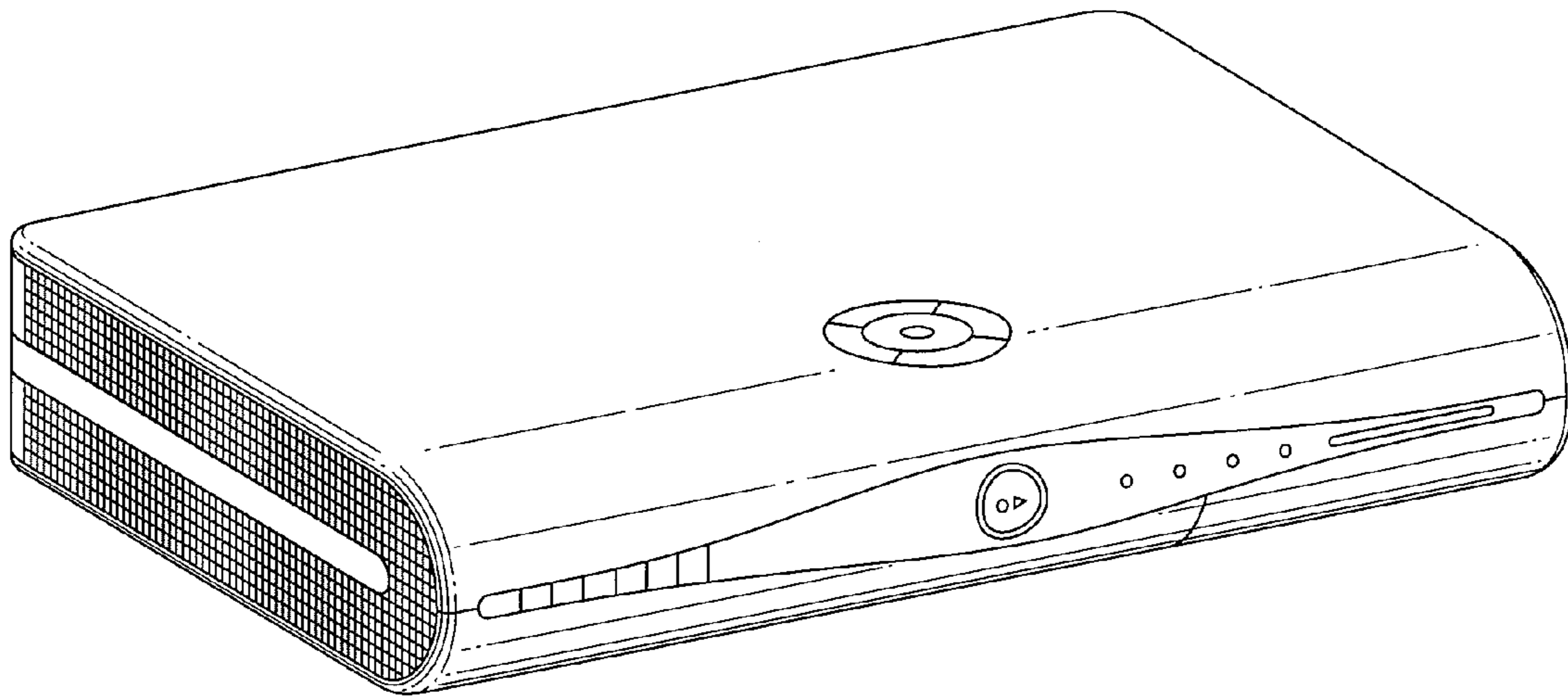


FIGURE 1

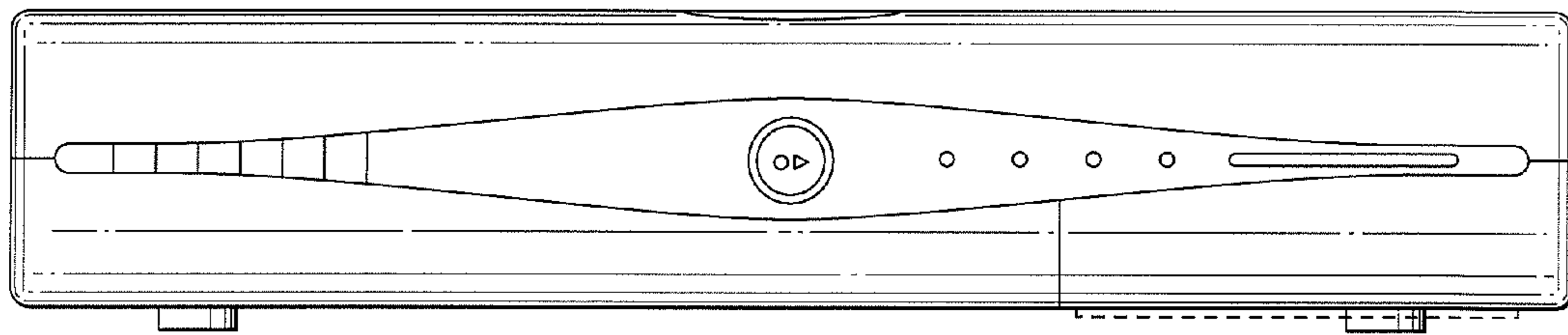


FIGURE 2




FIGURE 3




FIGURE 4

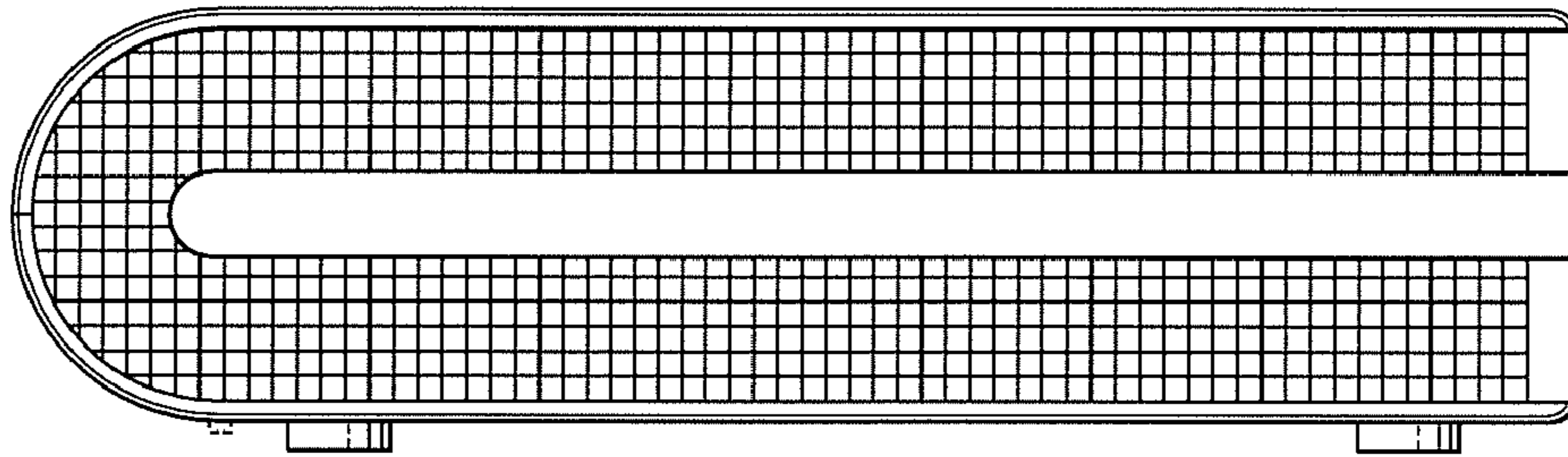


FIGURE 5

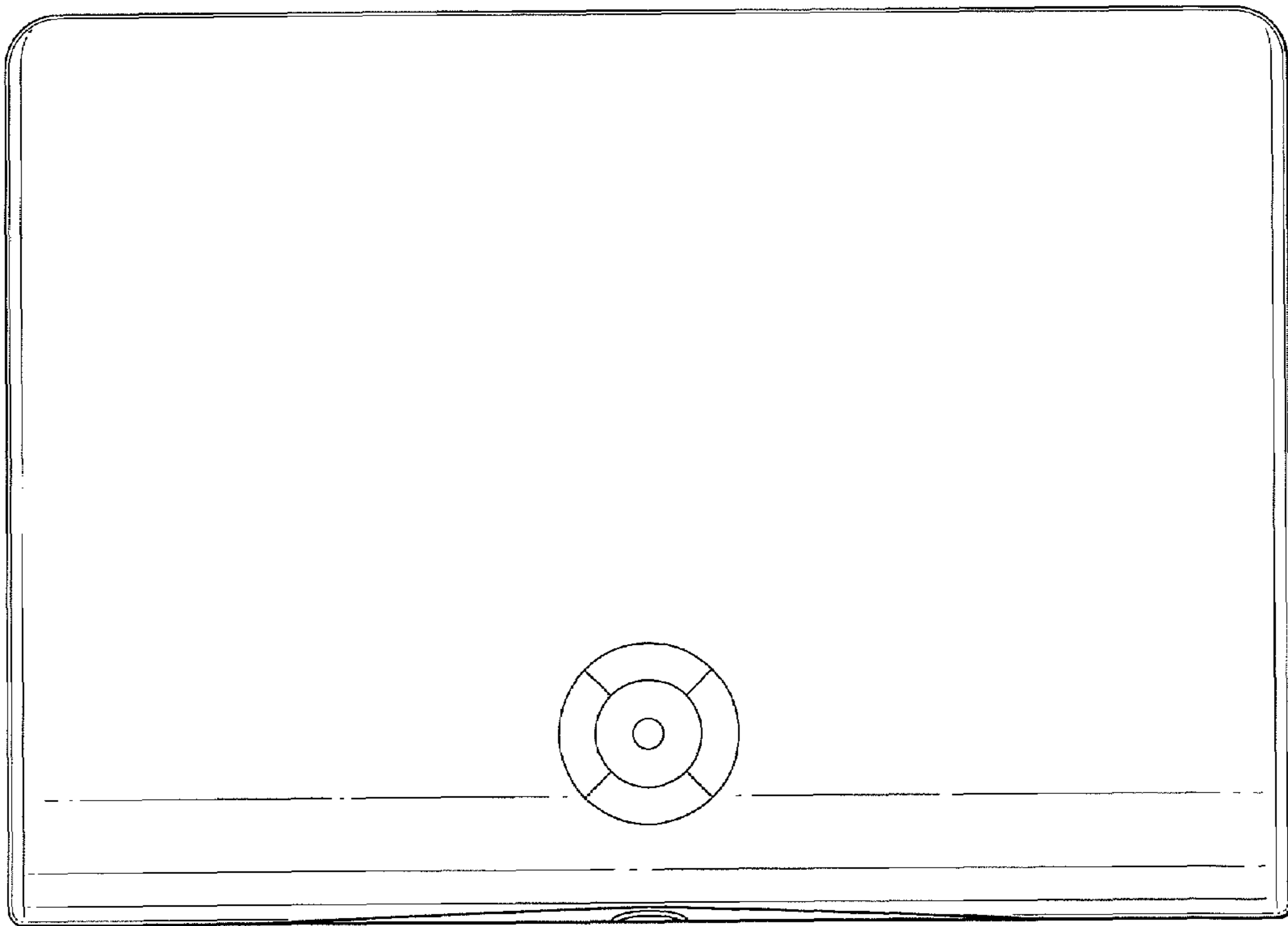


FIGURE 6

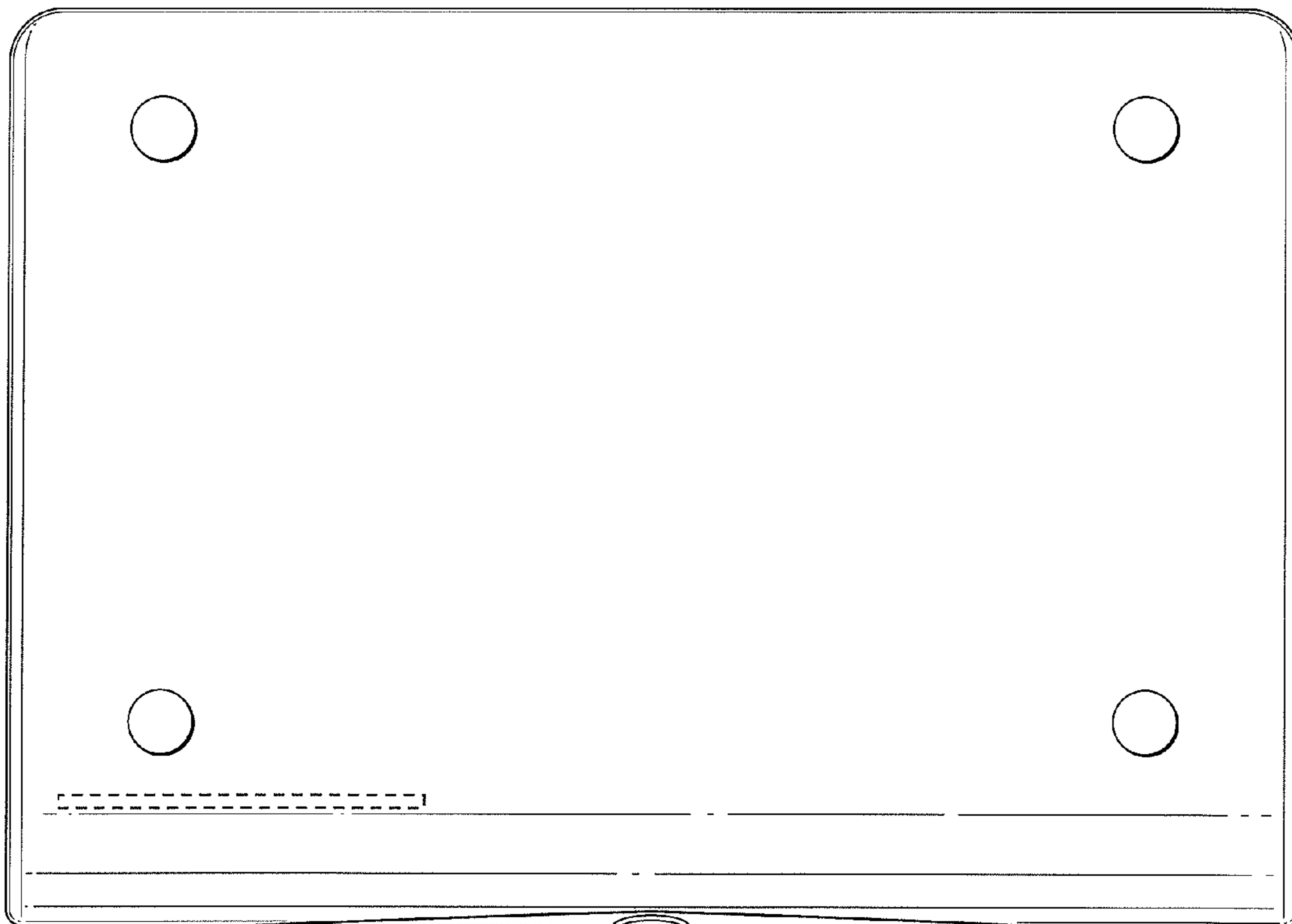


FIGURE 7



UNITED STATES PATENT AND TRADEMARK OFFICE  
**CERTIFICATE OF CORRECTION**

PATENT NO. : Des. 584,253 S  
APPLICATION NO. : 29/306503  
DATED : January 6, 2009  
INVENTOR(S) : James Whittaker et al.

Page 1 of 1

It is certified that error appears in the above-identified patent and that said Letters Patent is hereby corrected as shown below:

**On the Title Page, Item (30) - Foreign Priority**

Please insert the following foreign priority information on the cover sheet: --GB 3018927 (filing date: 9/29/2004) and EM 000294467 (filing date: 2/7/2005).--

Signed and Sealed this

Seventeenth Day of March, 2009



JOHN DOLL  
*Acting Director of the United States Patent and Trademark Office*