



US00D584216S

(12) **United States Design Patent**
Patterson

(10) **Patent No.:** **US D584,216 S**
(45) **Date of Patent:** **** Jan. 6, 2009**

(54) **TIRE TREAD**

(75) Inventor: **Forrest Patterson**, Greenville, SC (US)

(73) Assignee: **Michelin Recherche Et Technique S.A.**,
Granges-Paccot (CH)

(**) Term: **14 Years**

(21) Appl. No.: **29/264,694**

(22) Filed: **Aug. 16, 2006**

(30) **Foreign Application Priority Data**

Feb. 17, 2006 (FR) 06/0922

(51) **LOC (9) Cl.** **12-15**

(52) **U.S. Cl.** **D12/545; D12/539**

(58) **Field of Classification Search** D12/505-603;
152/209.1, 209.12, 209.18, 209.25
See application file for complete search history.

(56) **References Cited**

U.S. PATENT DOCUMENTS

D275,747 S	10/1984	Motomura et al.
D291,549 S	8/1987	Neale
D316,533 S	4/1991	Killian
D345,327 S	3/1994	Ota et al.
D378,505 S	3/1997	Graas
D384,608 S	10/1997	Schuster
D384,919 S	10/1997	Hermann
D384,920 S	10/1997	De Barsy
D385,237 S	10/1997	Schuster
D386,470 S	11/1997	Scheuren et al.

D393,820 S	4/1998	Merino Lopez
D437,266 S	2/2001	Poling et al.
D483,720 S	12/2003	Pang et al.
D563,861 S *	3/2008	Foucher D12/560
2007/0137749 A1 *	6/2007	Mathews 152/209.15
2007/0151644 A1 *	7/2007	Mathews 152/209.18

* cited by examiner

Primary Examiner—Robert M Spear

Assistant Examiner—George D Kirschbaum

(74) *Attorney, Agent, or Firm*—Buchanan Ingersoll & Rooney P.C.

(57) **CLAIM**

The ornamental design for a tire tread, as shown and described.

DESCRIPTION

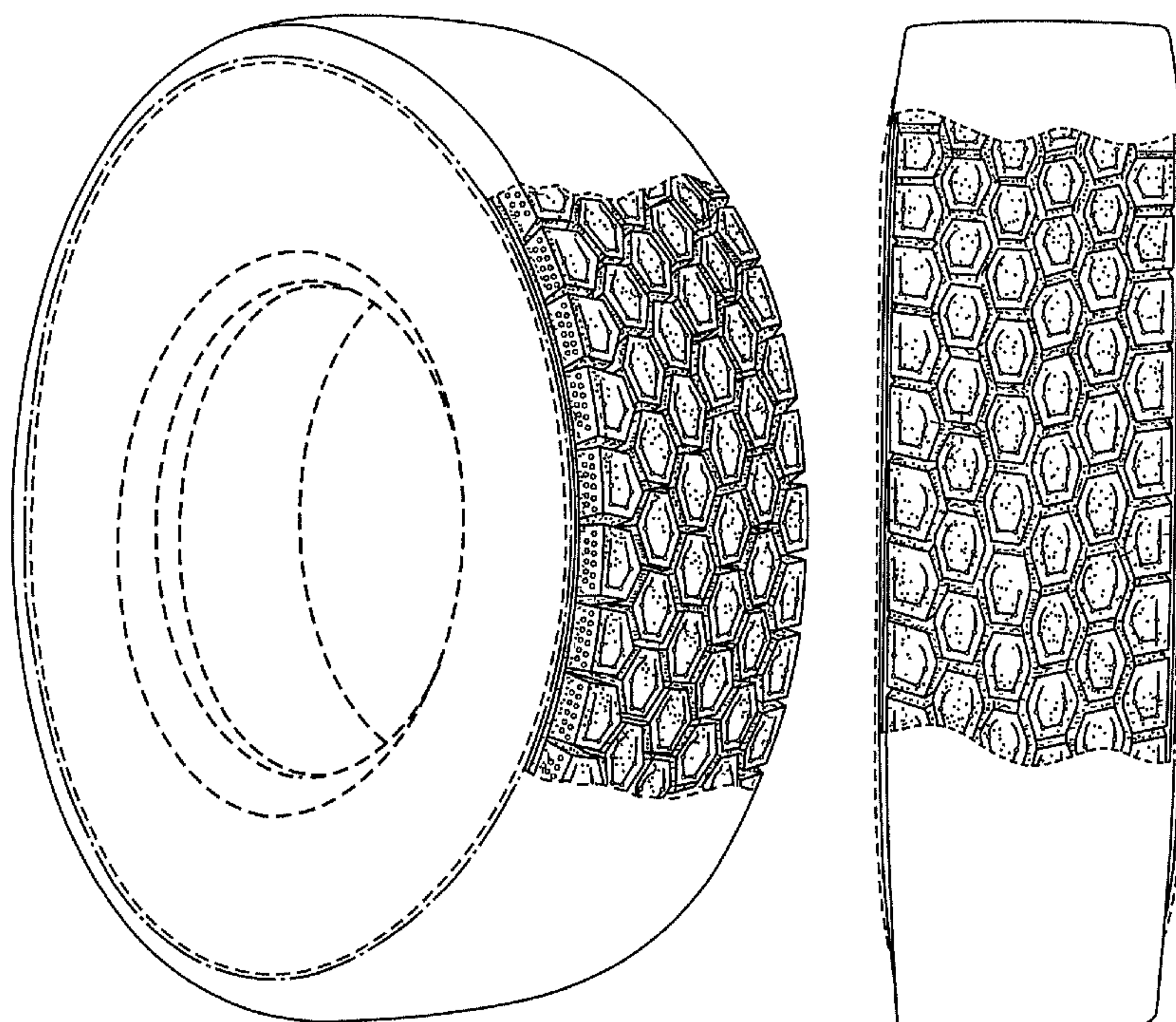
FIG. 1 is a perspective view showing my new tire tread design.

FIG. 2 is an end elevational view of the tire tread design shown in FIG. 1, taken in a direction perpendicular to the tire's axis of rotation; and,

FIG. 3 is a side elevational view of FIG. 2, taken in a direction parallel to the tire's axis of rotation.

The tread pattern is understood to repeat uniformly throughout the circumference of the tire, as shown schematically in solid lines. The dash-dot-dash lines delineating the claim boundaries and the broken lines depicting the unclaimed tire sidewall and inner bead form no part of the claim.

1 Claim, 3 Drawing Sheets



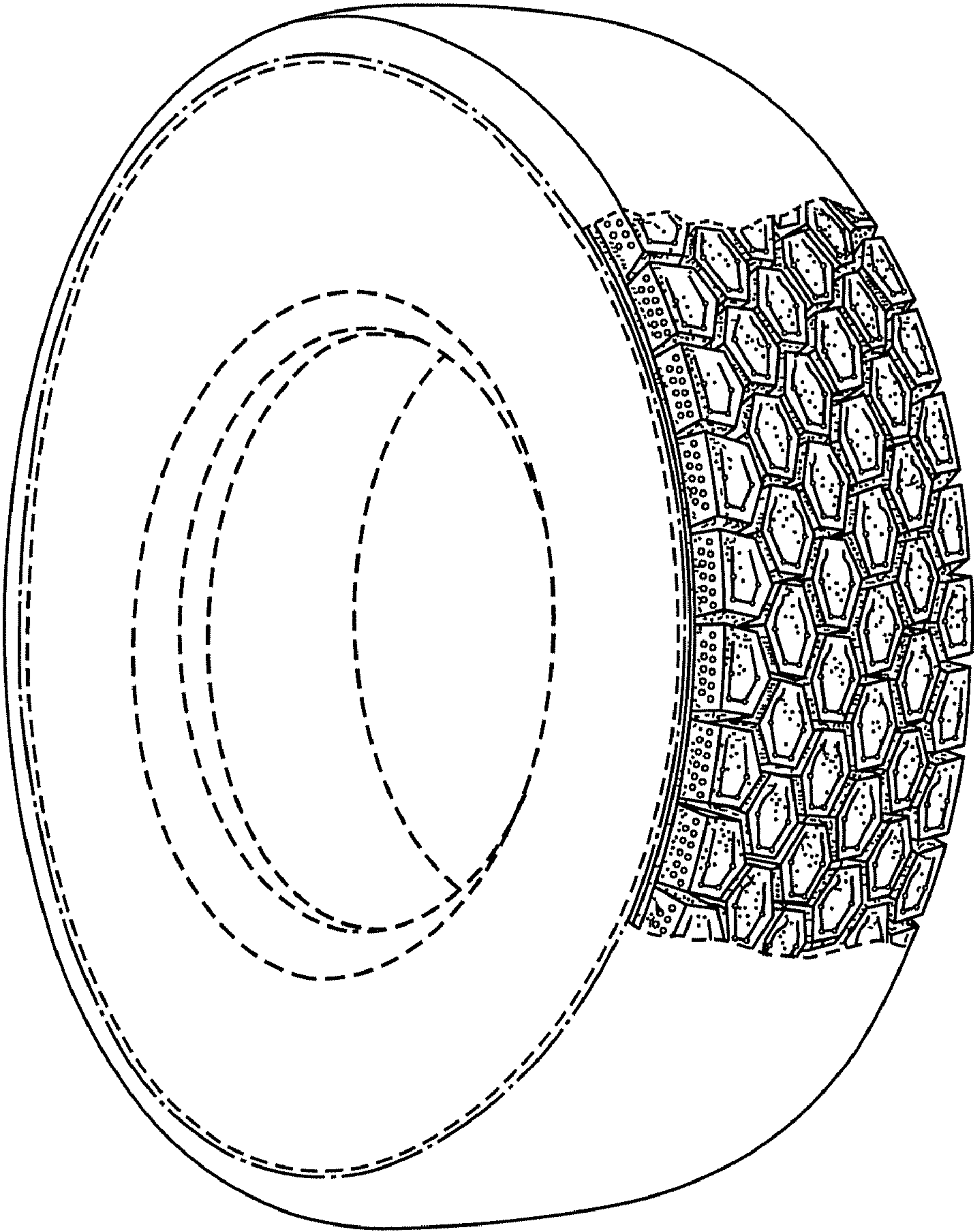


FIG. 1




FIG. 2

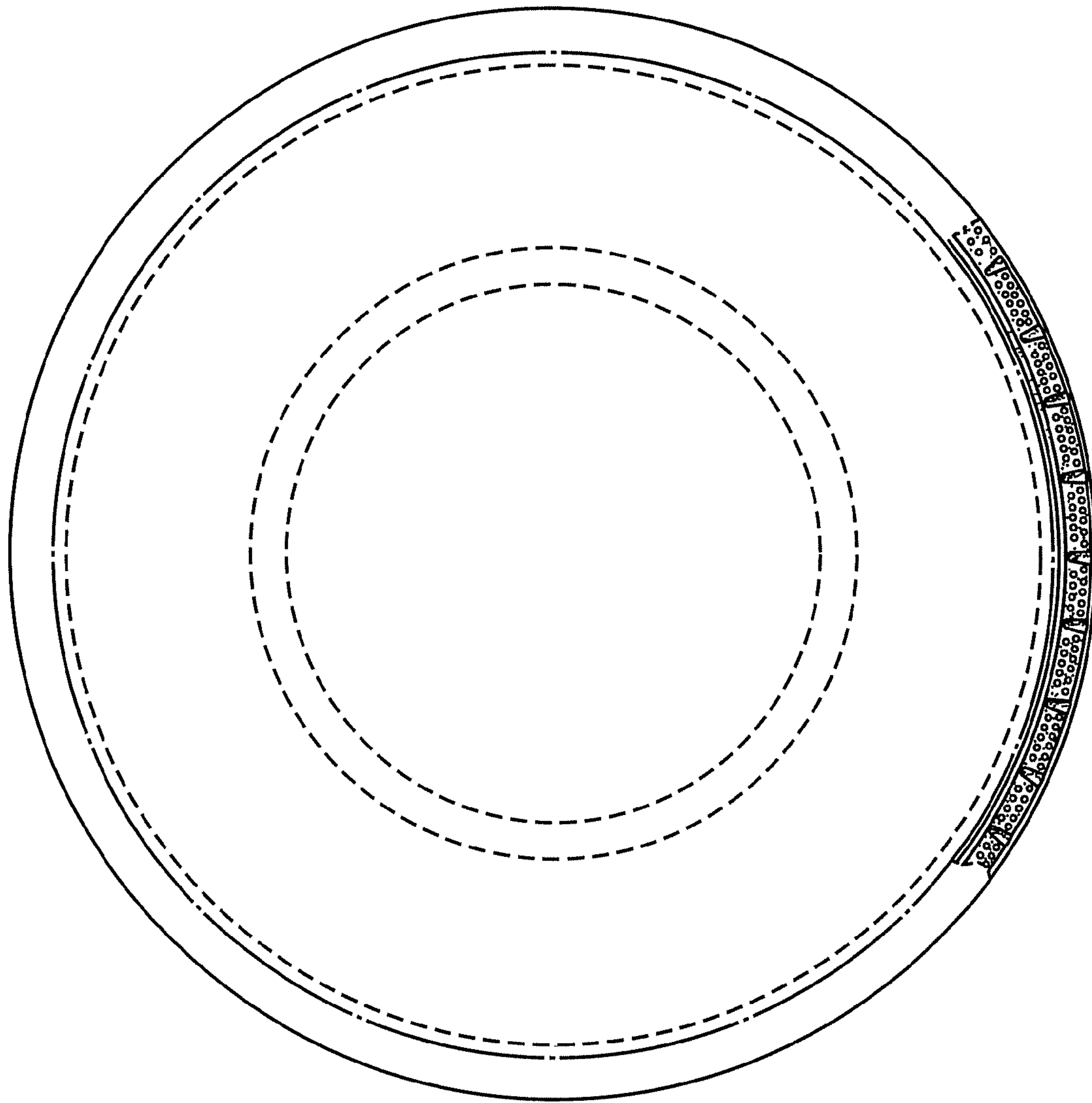


FIG. 3