



US00D584214S

(12) **United States Design Patent**
Mukai

(10) **Patent No.:** **US D584,214 S**
(45) **Date of Patent:** **** Jan. 6, 2009**

(54) **TIRE FOR AUTOMOBILE**

(75) Inventor: **Tomoyuki Mukai**, Hyogo (JP)

(73) Assignee: **Sumitomo Rubber Industries, Ltd.**,
Kobe-shi (JP)

(**) Term: **14 Years**

(21) Appl. No.: **29/265,725**

(22) Filed: **Sep. 8, 2006**

(30) **Foreign Application Priority Data**

Apr. 11, 2006 (JP) 2006-009357

(51) **LOC (9) Cl.** **12-16**

(52) **U.S. Cl.** **D12/532; D12/519**

(58) **Field of Classification Search** D12/501,
D12/505-532; 152/209.1, 209.8, 209.9
See application file for complete search history.

(56) **References Cited**

U.S. PATENT DOCUMENTS

D460,402 S * 7/2002 Ishida et al. D12/523
D476,946 S 7/2003 Lee et al.
D481,004 S 10/2003 O
D508,890 S * 8/2005 Sugitani et al. D12/518
D562,757 S * 2/2008 Iwai D12/519

FOREIGN PATENT DOCUMENTS

CN 3423029 2/2005
DE 40208725.9 A 3/2003
JP 1087474 A 10/2000

JP 1130852 1/2002
JP 1131387 A 1/2002
JP 1137586 A 2/2002
JP 1237229 A 4/2002
JP 1154154 A 9/2002
JP 1154155 A 9/2002
JP 1156416 A 10/2002
JP 1212900 A 8/2004
JP 1236667 A 4/2005
RU 57175 S 7/2005
WO CA-DM/048371 S 6/1999

* cited by examiner

Primary Examiner—Robert M. Spear

Assistant Examiner—George D Kirschbaum

(74) *Attorney, Agent, or Firm*—Birch, Stewart, Kolasch &
Birch, LLP

(57) **CLAIM**

The ornamental design for a tire for automobile, as shown and described.

DESCRIPTION

FIG. 1 is a front, left perspective view of a tire for automobile showing my new design;

FIG. 2 is a front view thereof;


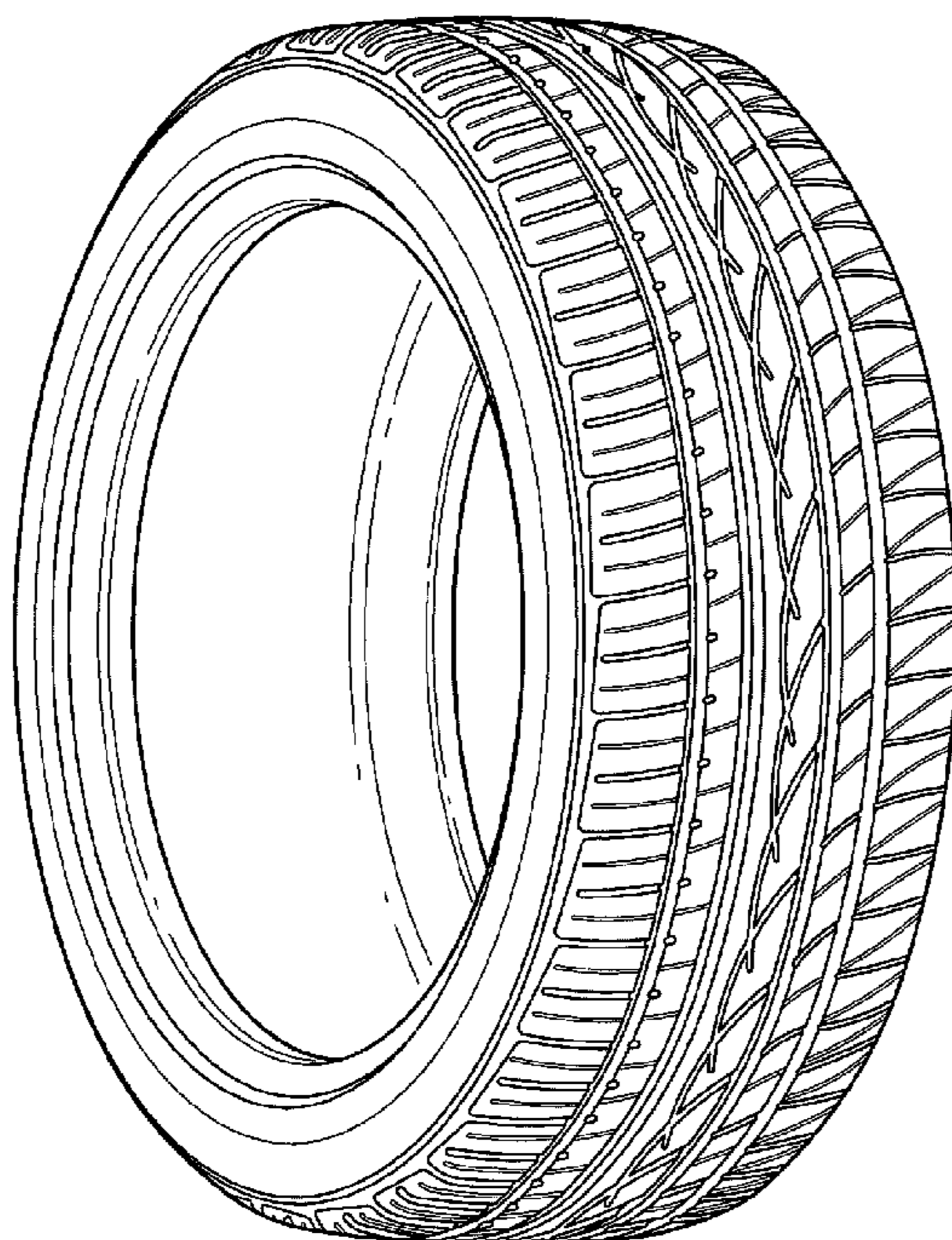
FIG. 3 is a left side view thereof;

FIG. 4 is a right side view thereof; and,

FIG. 5 is a rear view thereof.

The top view and the bottom view are the same as the front view.

1 Claim, 5 Drawing Sheets



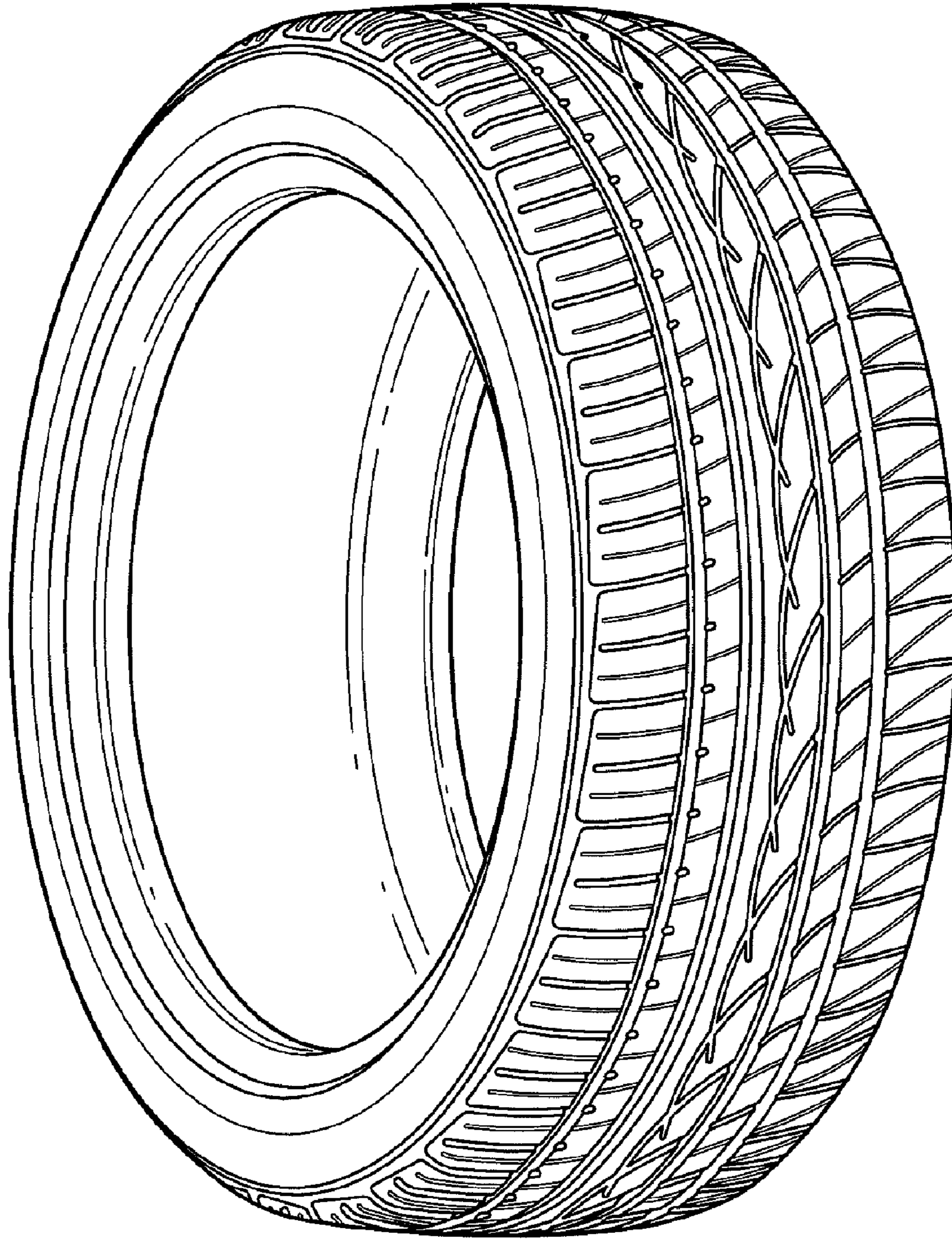


FIG. 1

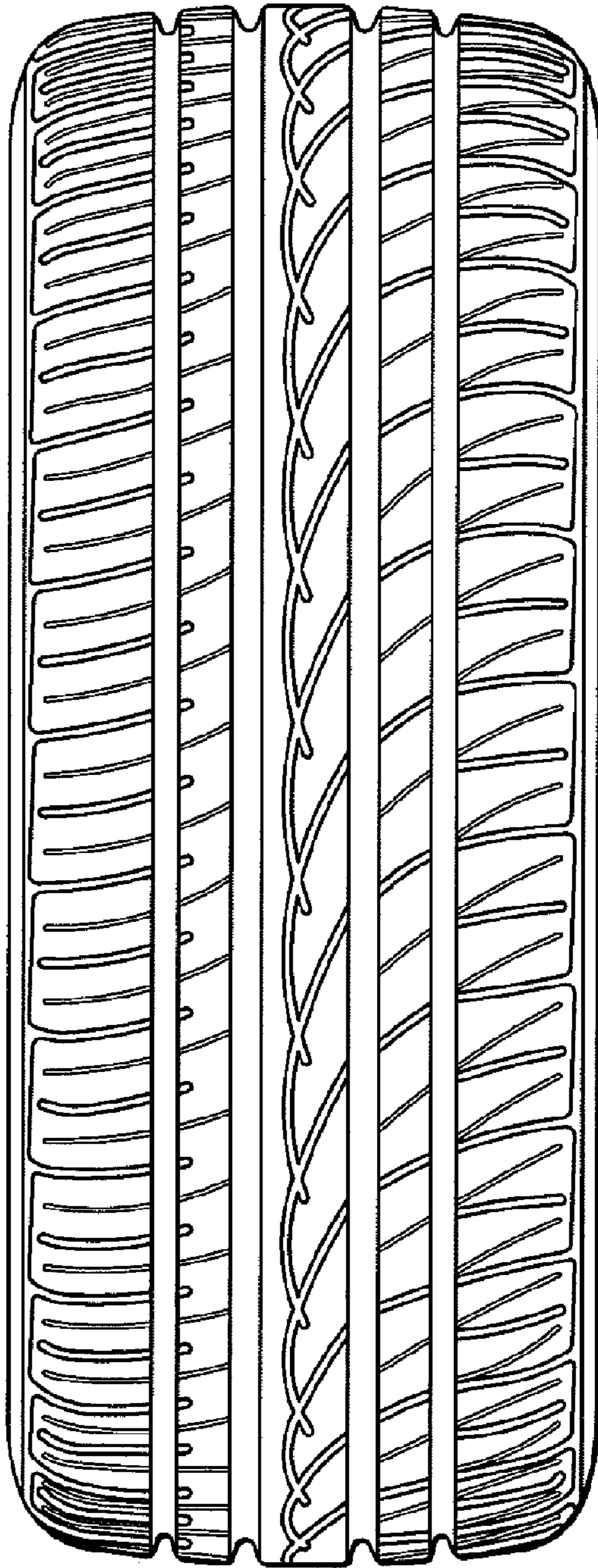


FIG.2




FIG.3




FIG.4

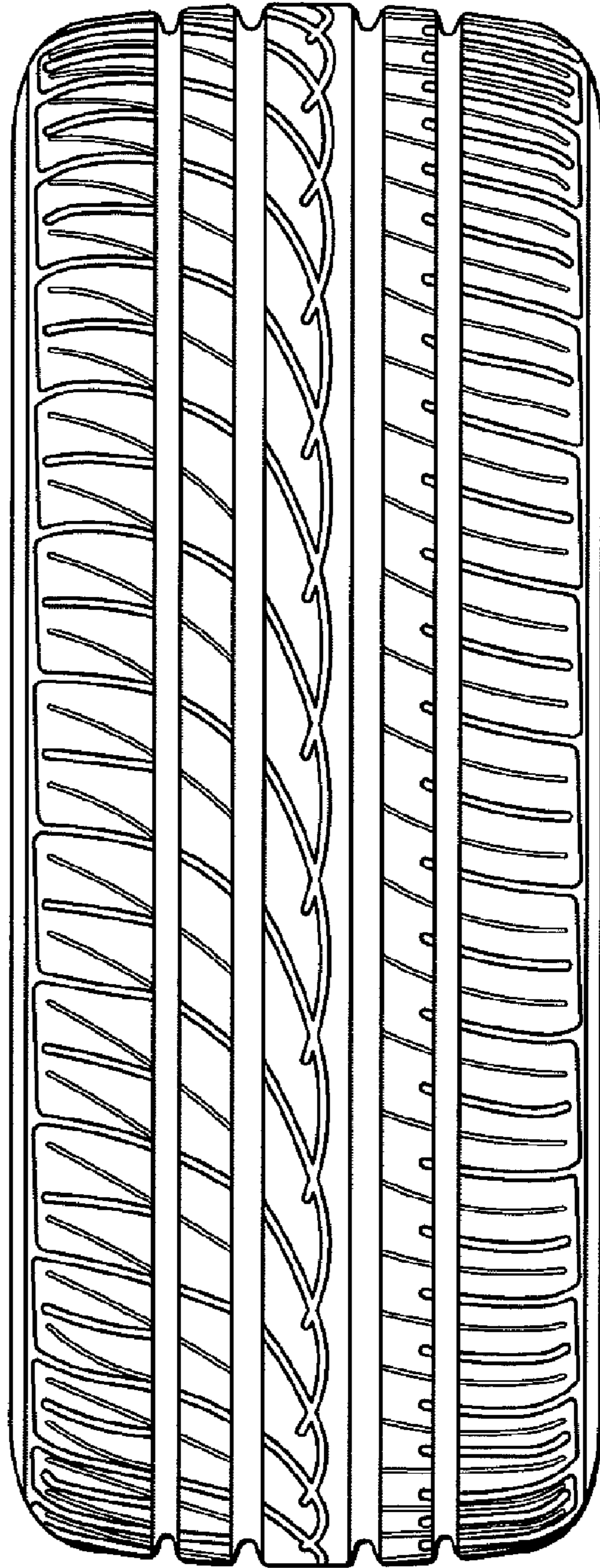


FIG. 5