



US00D584208S

(12) **United States Design Patent**
Markefka

(10) **Patent No.:** **US D584,208 S**
(45) **Date of Patent:** **** Jan. 6, 2009**

(54) **FRONT FACE OF A VEHICLE WHEEL**

(75) Inventor: **Marc Michael Markefka**, Munich (DE)

(73) Assignee: **Bayerische Motoren Werke Aktiengesellschaft**, Munich (DE)

(**) Term: **14 Years**

(21) Appl. No.: **29/265,366**

(22) Filed: **Aug. 31, 2006**

(30) **Foreign Application Priority Data**

Mar. 1, 2006 (DE) 4 06 01 173

(51) **LOC (9) Cl.** **12-16**

(52) **U.S. Cl.** **D12/209**

(58) **Field of Classification Search** D12/204-213;
301/37.101, 64.101, 65, 64.201
See application file for complete search history.

(56) **References Cited**

U.S. PATENT DOCUMENTS

- D351,582 S * 10/1994 Echazabel et al. D12/209
- D371,100 S * 6/1996 Hatter D12/209
- D384,022 S * 9/1997 Hatter D12/209
- D384,630 S * 10/1997 Bhambra D12/209
- D400,153 S * 10/1998 Bhambra D12/209
- D409,546 S * 5/1999 Stark D12/209
- D428,377 S * 7/2000 Kubosaki et al. D12/209
- D430,841 S * 9/2000 Tanghetti D12/209
- D445,749 S * 7/2001 Kuninari et al. D12/209
- D446,761 S * 8/2001 Kulla D12/209

- D451,062 S * 11/2001 Yoshida D12/209
- D451,063 S * 11/2001 Yoshida D12/209
- D451,065 S * 11/2001 Braun D12/211
- D455,693 S * 4/2002 Sato et al. D12/209
- D461,153 S * 8/2002 Koyama D12/209
- D472,509 S * 4/2003 Laengerer D12/209
- D499,058 S * 11/2004 Iwauchi et al. D12/209
- D502,909 S * 3/2005 Pfeiffer D12/211
- D504,096 S * 4/2005 Nakagawa et al. D12/209
- D514,494 S * 2/2006 Scheu D12/209
- D525,184 S 7/2006 Huet
- D528,954 S * 9/2006 Laengerer D12/209
- D573,932 S * 7/2008 Laengerer D12/209

FOREIGN PATENT DOCUMENTS

EM 000422795-0004 12/2005

* cited by examiner

Primary Examiner—Stacia Cadmus

(74) *Attorney, Agent, or Firm*—Crowell & Moring LLP

(57) **CLAIM**

The ornamental design for a front face of a vehicle wheel, as shown and described.



DESCRIPTION

FIG. 1 is a front view of a front face of a vehicle wheel according to my novel design; and,

FIG. 2 is a perspective view thereof.

The broken lines are for illustrative purposes only and form no part of the claimed design.

1 Claim, 1 Drawing Sheet



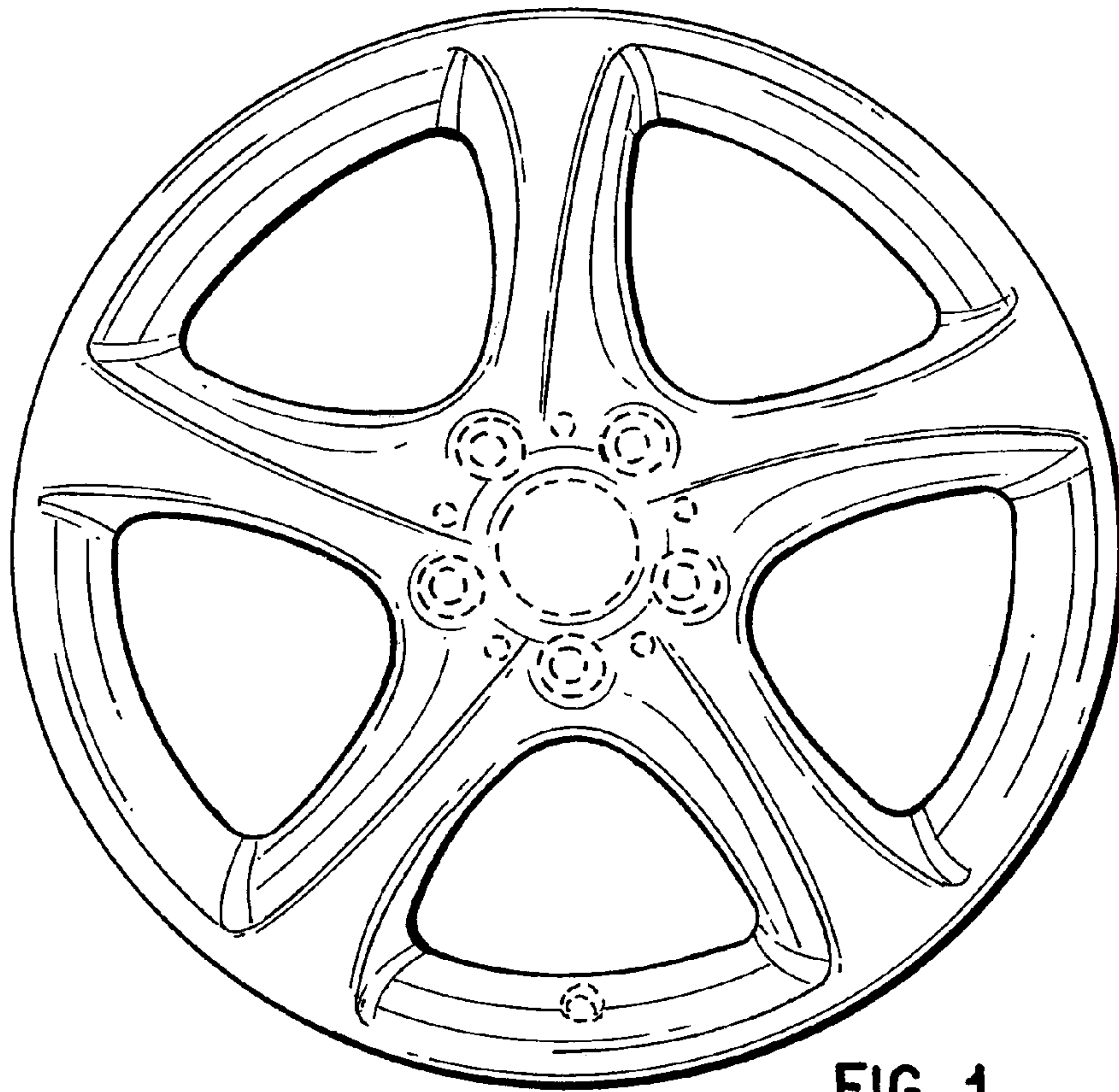


FIG. 1




FIG. 2