



US00D584201S

(12) **United States Design Patent**  
**Kamimura**

(10) **Patent No.:** **US D584,201 S**  
(45) **Date of Patent:** **\*\* Jan. 6, 2009**

(54) **FRONT BUMPER FOR AN AUTOMOBILE**

D515,475 S \* 2/2006 Harada et al. .... D12/169  
D515,990 S \* 2/2006 Nakamura .... D12/169

(75) Inventor: **Tadahiro Kamimura**, Saitama (JP)

\* cited by examiner

(73) Assignee: **Honda Motor Co., Ltd.**, Tokyo (JP)

*Primary Examiner*—Melody N Brown  
(74) *Attorney, Agent, or Firm*—Westerman, Hattori, Daniels & Adrian, LLP.

(\*\*) Term: **14 Years**

(21) Appl. No.: **29/300,090**

(22) Filed: **Feb. 20, 2008**

(57) **CLAIM**

(30) **Foreign Application Priority Data**

The ornamental design for, a front bumper for an automobile, as shown and described.

Aug. 21, 2007 (JP) ..... 2007-022518

**DESCRIPTION**

(51) **LOC (9) Cl.** ..... **12-16**

FIG. 1 is a perspective view of a front bumper for an automobile, showing our new design;

(52) **U.S. Cl.** ..... **D12/169**

FIG. 2 is a front elevation view thereof;

(58) **Field of Classification Search** ..... D12/169,  
D12/90-92; 293/102, 105, 113, 115, 117,  
293/120; 296/180.1, 180.2

FIG. 3 is a top plan view thereof;

See application file for complete search history.

FIG. 4 is a right side elevation view thereof; and,

FIG. 5 is a left side elevation view thereof.

(56) **References Cited**

The broken lines are for illustrative purposes only and form no part of the claimed design.

**U.S. PATENT DOCUMENTS**

D501,436 S \* 4/2005 Nagura et al. .... D12/169  
D504,366 S \* 4/2005 Ishibashi et al. .... D12/169

**1 Claim, 5 Drawing Sheets**

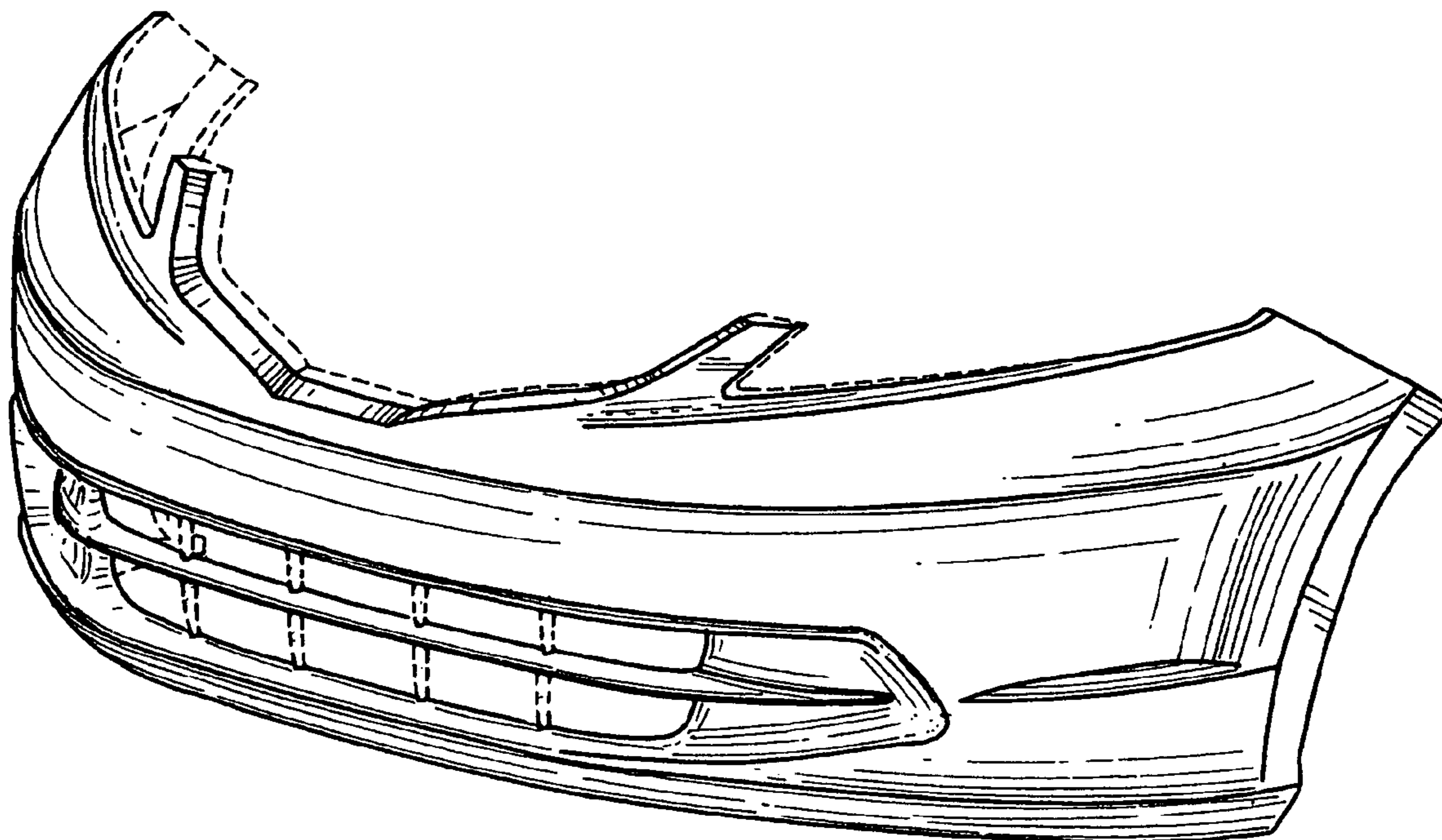


FIG.1




FIG.2

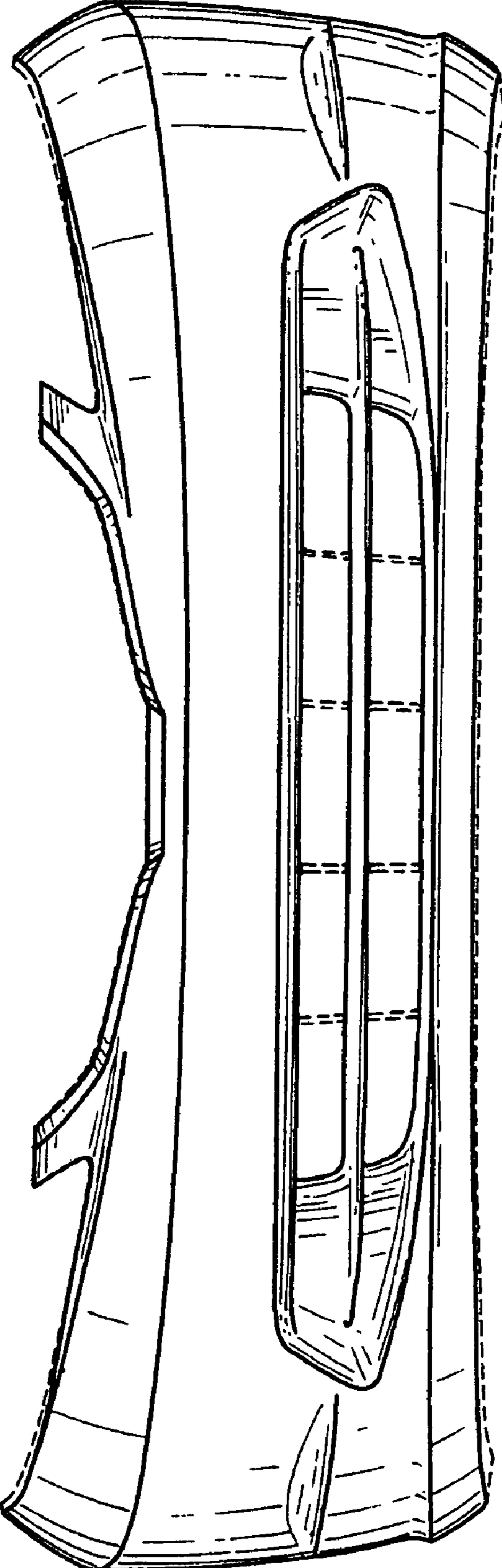


FIG.3

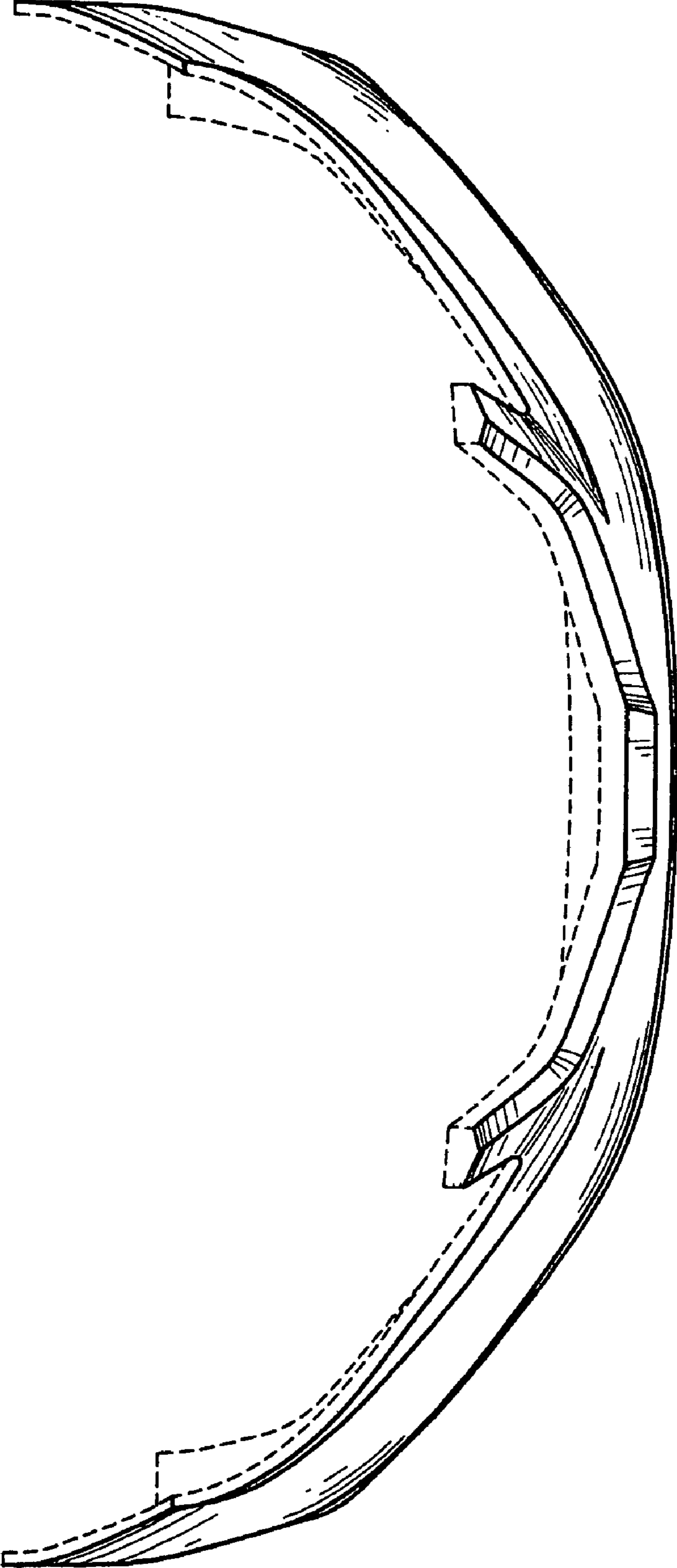


FIG. 4




FIG. 5

