



US00D584197S

(12) **United States Design Patent**  
**Song et al.**

(10) **Patent No.:** **US D584,197 S**  
(45) **Date of Patent:** **\*\* Jan. 6, 2009**

(54) **VEHICLE LOWER GRILLE**

(75) Inventors: **Solomon H Song**, Farmington Hills, MI (US); **Darrell Paul Behmer**, Novi, MI (US); **Moray Stuart Callum**, Ann Arbor, MI (US)

(73) Assignee: **Ford Motor Company**, Dearborn, MI (US)

(\*\*) Term: **14 Years**

(21) Appl. No.: **29/295,956**

(22) Filed: **Oct. 11, 2007**

(51) **LOC (9) Cl.** ..... **12-16**

(52) **U.S. Cl.** ..... **D12/163**

(58) **Field of Classification Search** ..... D12/163,  
D12/171, 196, 216, 90-92, 86; 180/68.1,  
180/68.6; 296/193.11

See application file for complete search history.

(56) **References Cited**

**U.S. PATENT DOCUMENTS**

|            |   |         |                |       |         |
|------------|---|---------|----------------|-------|---------|
| D510,302 S | * | 10/2005 | Sugimoto       | ..... | D12/163 |
| D514,480 S | * | 2/2006  | Yamaji et al.  | ..... | D12/163 |
| D531,938 S | * | 11/2006 | Okamura        | ..... | D12/163 |
| D534,104 S | * | 12/2006 | Miyata et al.  | ..... | D12/163 |
| D535,224 S | * | 1/2007  | Kubota et al.  | ..... | D12/163 |
| D561,654 S | * | 2/2008  | Platto et al.  | ..... | D12/163 |
| D568,217 S | * | 5/2008  | Tomatsu et al. | ..... | D12/163 |

**OTHER PUBLICATIONS**

Detroit Auto Show: A conversation with Peter Horbury, Detroit 2007, <http://www.autoblog.com> (18 pages).  
Lincoln Concept MKR, Detroit 2007 (4 pages).  
Popular Mechanics, Lincoln MKS, Town Car Successor, May 21, 2007 <http://www.popularmechanics.com> (1 page).

Winding Road, Spied: Lincoln MKS Sedan, Apr. 18, 2007 <http://news.windingroad.com> (2 pages).

Lincoln Concept Zephyr, Detroit 2005 (4 pages).

Lincoln Concept MKS, Detroit 2006 (4 pages).

Lincoln MKZ AWD (P) 4dr Sedan, New York 2007 (4 pages).

\* cited by examiner

*Primary Examiner*—Melody N Brown

(74) *Attorney, Agent, or Firm*—Damian Porcari

(57) **CLAIM**

The ornamental design for a vehicle lower grille, as shown and described.

**DESCRIPTION**

FIG. 1 is a front elevational view of a vehicle lower grille showing our new design;

FIG. 2 is a left side elevational view of the vehicle lower grille;

FIG. 3 is a right side elevational view of the vehicle lower grille;

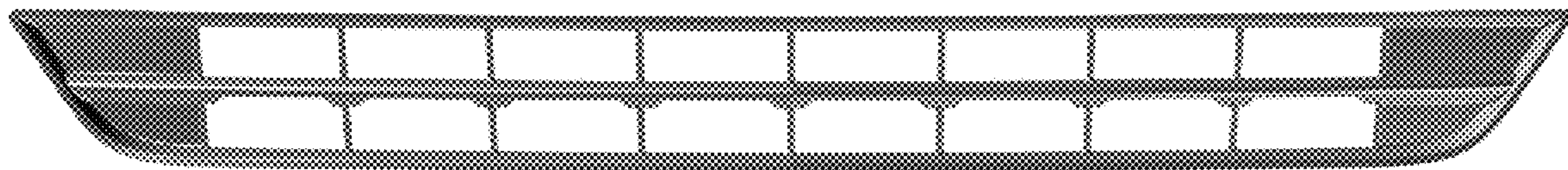
FIG. 4 is a top plan view of the vehicle lower grille;


FIG. 5 is a bottom plan view of the vehicle lower grille; and,

FIG. 6 is a rear elevational view of the vehicle lower grille.

The vehicle lower grille is styled independently of adjacent vehicle panels. To the extent that any feature lines are illustrated, they are intended to illustrate the crest and valley of the feature and are not necessarily sharp bends in the part. Shading is used to illustrate the curvature of the part and not color. Areas shown in or sounded by broken lines are not claimed. Any functional features of the vehicle lower grille are not claimed. Views are orthogonal projections unless otherwise noted. The various views are not necessarily to scale in order to better illustrate the design.

**1 Claim, 5 Drawing Sheets**





*Figure 1*



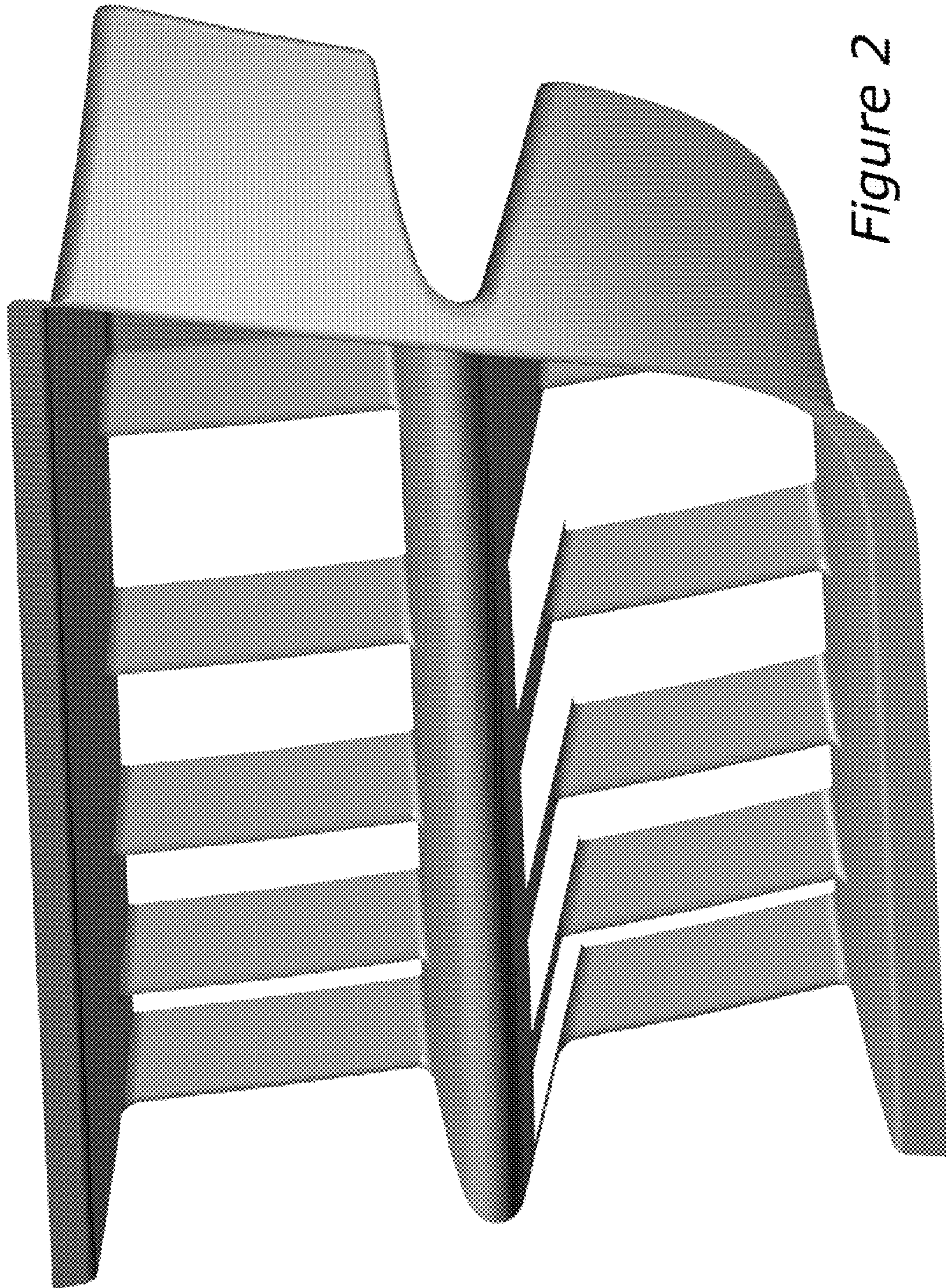


Figure 2



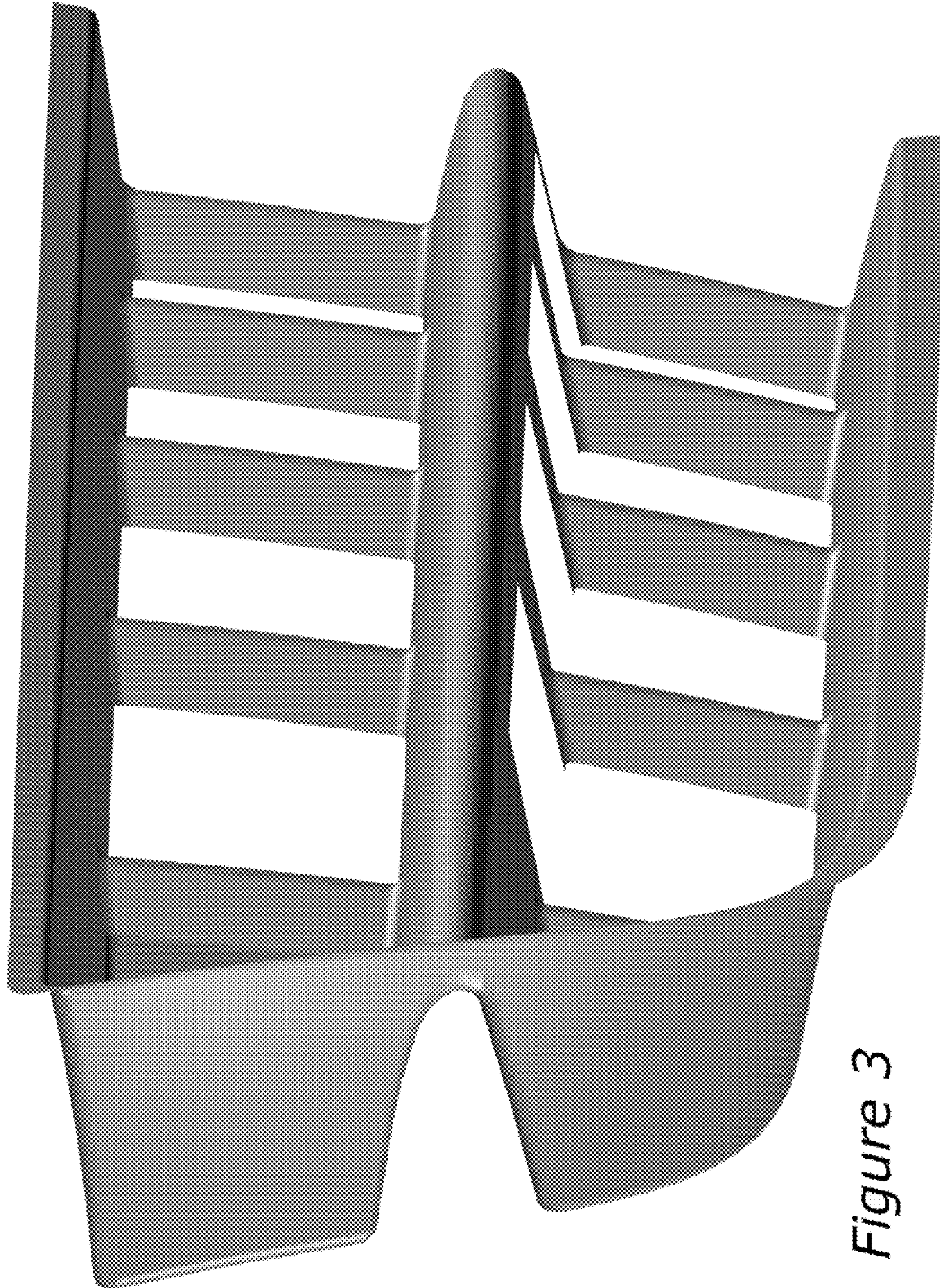




Figure 3





*Figure 4*



*Figure 5*




Figure 6