



US00D584190S

(12) **United States Design Patent**
Bischoff et al.

(10) **Patent No.:** **US D584,190 S**
(45) **Date of Patent:** **** Jan. 6, 2009**

(54) **VEHICLE**

(75) Inventors: **Klaus Bischoff**, Wolfsburg (DE); **Oliver Stefani**, Wolfsburg (DE); **Martin Kropp**, Wolfsburg (DE)

(73) Assignee: **Volkswagen AG**, Wolfsburg (DE)

(**) Term: **14 Years**

(21) Appl. No.: **29/294,641**

(22) Filed: **Jan. 18, 2008**

(30) **Foreign Application Priority Data**

Jul. 19, 2007 (EM) 000760905

(51) **LOC (9) Cl.** **12-08**

(52) **U.S. Cl.** **D12/92**

(58) **Field of Classification Search** D12/86,
D12/90-92; 296/181.1, 181.5

See application file for complete search history.

(56) **References Cited**

U.S. PATENT DOCUMENTS

D503,906 S * 4/2005 Warkuss et al. D12/92

D505,096 S * 5/2005 Schreyer et al. D12/91
D510,544 S * 10/2005 Schreyer et al. D12/92
D519,058 S * 4/2006 Schreyer et al. D12/92

* cited by examiner

Primary Examiner—Melody N Brown

(74) *Attorney, Agent, or Firm*—Klaus P. Stoffel; Wolff & Samson PC

(57) **CLAIM**

The ornamental design for a vehicle, as shown and described.

DESCRIPTION

FIG. 1 is a front, right side perspective view of the vehicle of the present invention;

FIG. 2 is a rear, right side perspective view thereof;

FIG. 3 is a right side view thereof, the left side being a mirror image;

FIG. 4 is a front view thereof;

FIG. 5 is a rear view thereof;

FIG. 6 is a top view thereof; and,

FIG. 7 is a bottom view thereof.

1 Claim, 7 Drawing Sheets





Fig. 1



Fig. 2




Fig. 3




Fig. 4




Fig. 5

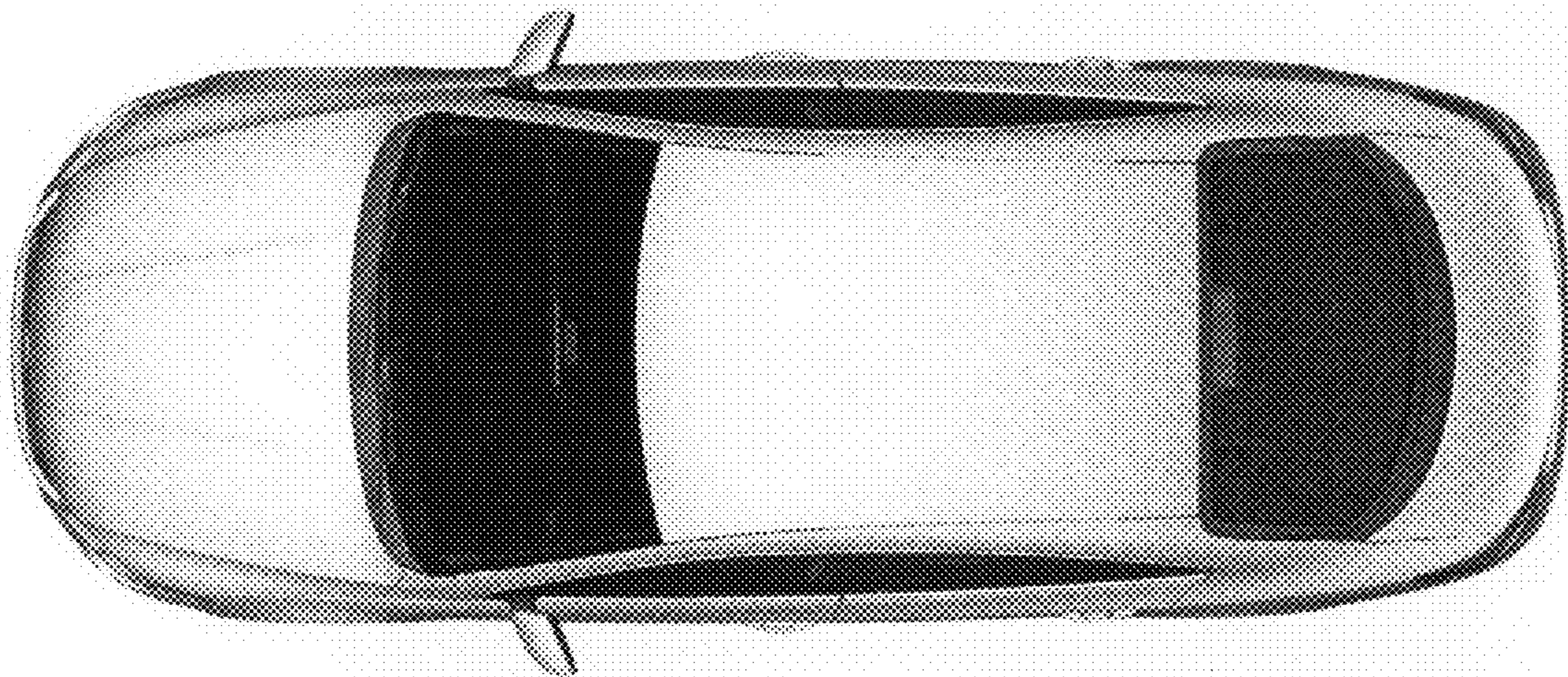


Fig. 6




Fig. 7