



US00D584188S

(12) **United States Design Patent**
Jenkins et al.

(10) **Patent No.: US D584,188 S**

(45) **Date of Patent: ** Jan. 6, 2009**

(54) **VEHICLE**

(75) Inventors: **Derek Jenkins**, Malibu, CA (US); **Alex Earle**, Malibu, CA (US)

(73) Assignee: **Volkswagen AG**, Wolfsburg (DE)

(**) Term: **14 Years**

(21) Appl. No.: **29/261,690**

(22) Filed: **Jun. 19, 2006**

(30) **Foreign Application Priority Data**

Dec. 19, 2005 (EM) 000450705

(51) **LOC (9) Cl.** **12-08**

(52) **U.S. Cl.** **D12/85**

(58) **Field of Classification Search** D12/85;
296/181.1, 181.5; D21/433, 434
See application file for complete search history.

(56) **References Cited**

U.S. PATENT DOCUMENTS

- D407,348 S * 3/1999 Riley D12/85
- D449,018 S * 10/2001 Musser D12/85
- D469,386 S * 1/2003 Hanagan et al. D12/85

* cited by examiner

Primary Examiner—Melody N. Brown

(74) *Attorney, Agent, or Firm*—Klaus P. Stoffel; Wolff & Samson PC


(57) **CLAIM**

The ornamental design for a vehicle, as shown and described.

DESCRIPTION

FIG. 1 is a front view of the vehicle of the present invention;
 FIG. 2 is a rear view thereof;
 FIG. 3 is a right side view thereof;
 FIG. 4 is a left side view thereof;
 FIG. 5 is a front right side perspective view thereof;
 FIG. 6 is a front left side perspective view thereof;
 FIG. 7 is a rear right side perspective view thereof;
 FIG. 8 is a rear left side perspective view thereof;
 FIG. 9 is a top view thereof; and,
 FIG. 10 is a bottom view thereof.

1 Claim, 5 Drawing Sheets






Fig. 2




Fig. 1




Fig. 3




Fig. 4




Fig. 5




Fig. 6



Fig. 7




Fig. 8

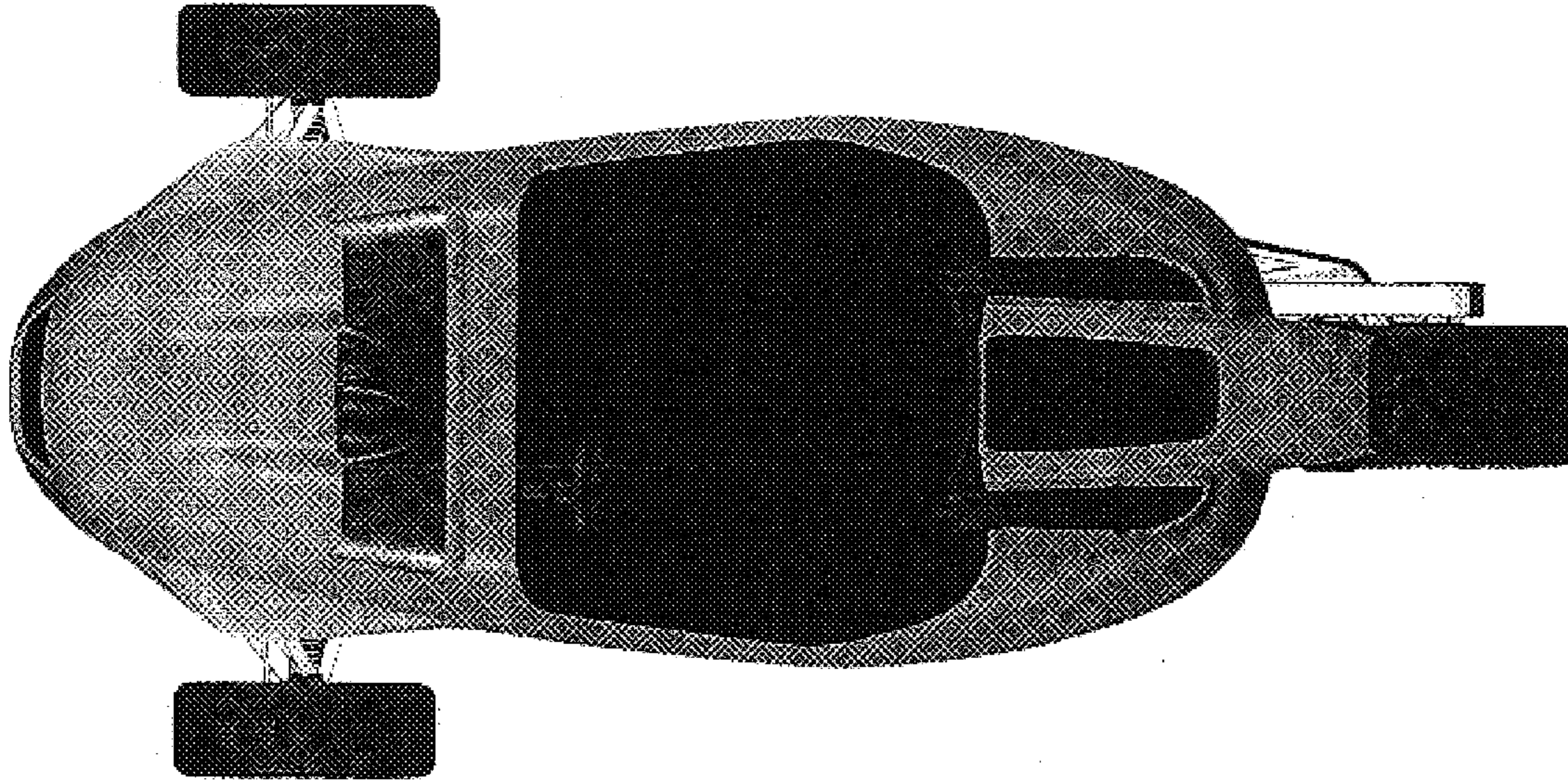


Fig. 9

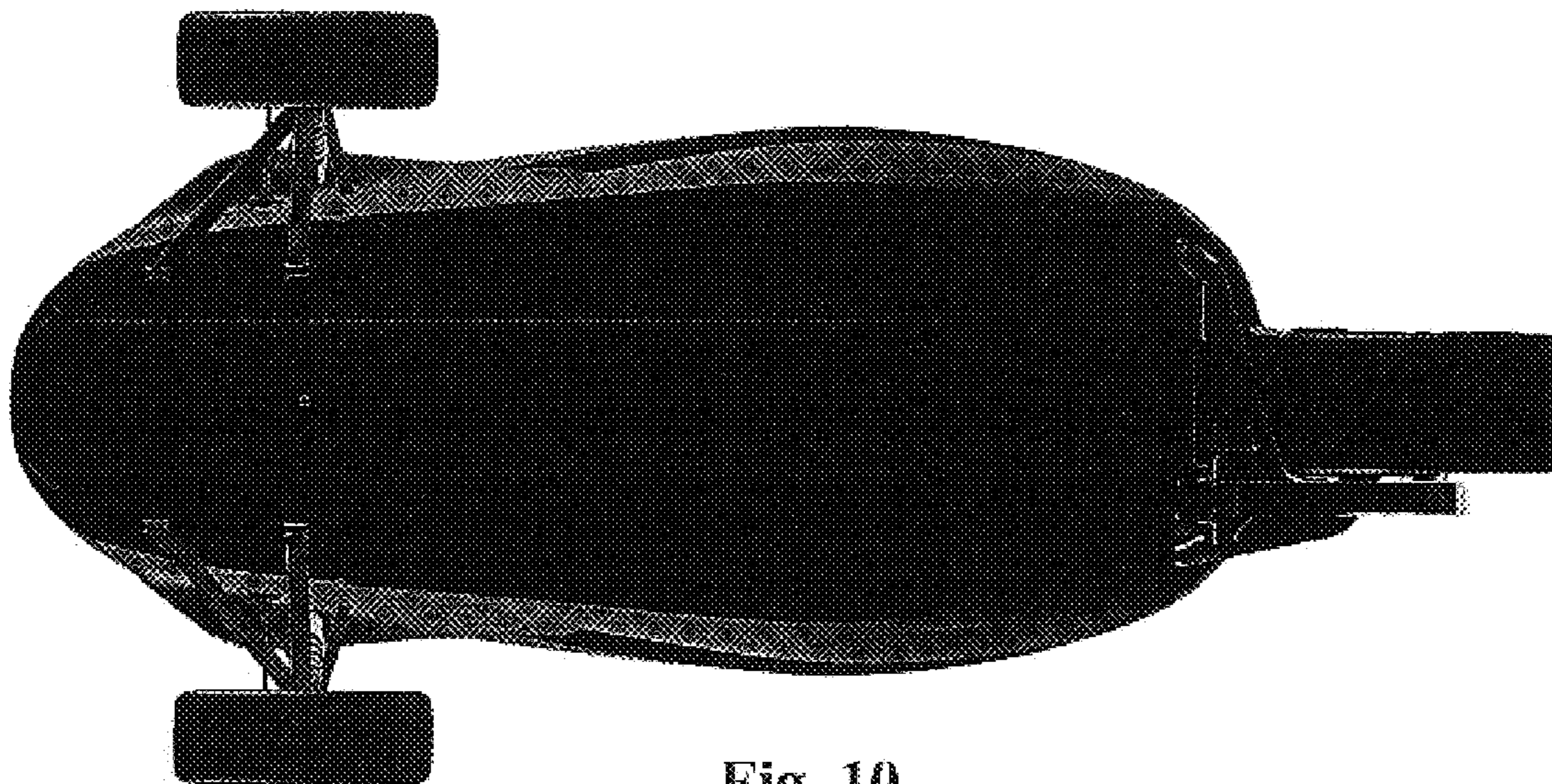


Fig. 10