



US00D584185S

(12) **United States Design Patent**  
**Palmer et al.**

(10) **Patent No.:** **US D584,185 S**

(45) **Date of Patent:** **\*\* Jan. 6, 2009**

(54) **PIECE OF AMERICA KEY CHAIN**  
  
(76) Inventors: **Rick Palmer**, 1363 E. Pine Canyon Rd.,  
Tooele, UT (US) 84074; **Karrie Palmer**,  
1363 E. Pine Canyon Rd., Tooele, UT  
(US) 84074

D260,086 S \* 8/1981 Lambert ..... D11/8  
D265,555 S \* 7/1982 Donaldson ..... D11/110  
D307,401 S \* 4/1990 Sunstrum ..... D11/108  
D315,056 S 3/1991 Seitz  
D362,645 S \* 9/1995 Bair ..... D11/62  
D408,951 S \* 4/1999 Morea et al. .... D32/43  
D506,159 S \* 6/2005 Gould ..... D11/109  
D542,700 S \* 5/2007 Ferguson ..... D11/109

(\*\*) **Term:** **14 Years**

\* cited by examiner

(21) **Appl. No.:** **29/251,958**

*Primary Examiner*—R. Seifert

(22) **Filed:** **Jan. 17, 2006**

(74) *Attorney, Agent, or Firm*—Raymond M. Galasso;  
Galasso & Associates, LP

(51) **LOC (9) Cl.** ..... **11-03**

(52) **U.S. Cl.** ..... **D11/110**

(58) **Field of Classification Search** ..... D3/207–212;  
206/37.1; 150/147; 70/456 R, 456 B, 458–459;  
24/3 K, 3.6, 100; D11/62, 70, 108–110  
See application file for complete search history.

(57) **CLAIM**

The ornamental design for piece of America key chain, as shown.

**DESCRIPTION**

FIG. 1 is a perspective view depicting an embodiment of piece of America key chain, as disclosed herein.

FIG. 2 is a top plan view thereof; and,

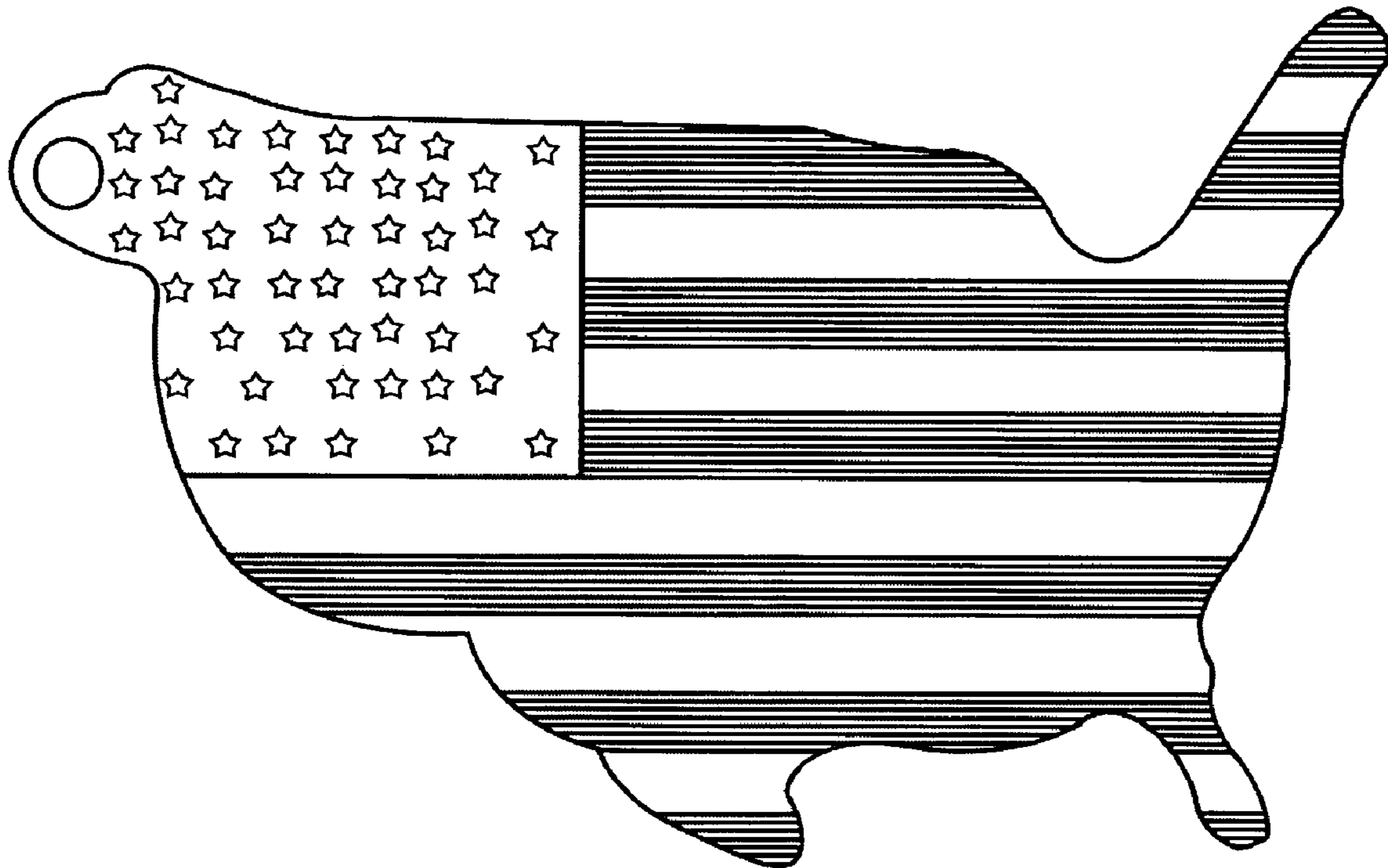
FIG. 3 is a back view thereof.

(56) **References Cited**

**U.S. PATENT DOCUMENTS**

D50,893 S \* 6/1917 Long ..... D11/107  
D126,182 S \* 4/1941 Anderson ..... D11/107  
D130,940 S \* 12/1941 Pontius, Jr. .... D11/41  
D242,607 S \* 12/1976 Covey ..... D10/72

**1 Claim, 3 Drawing Sheets**



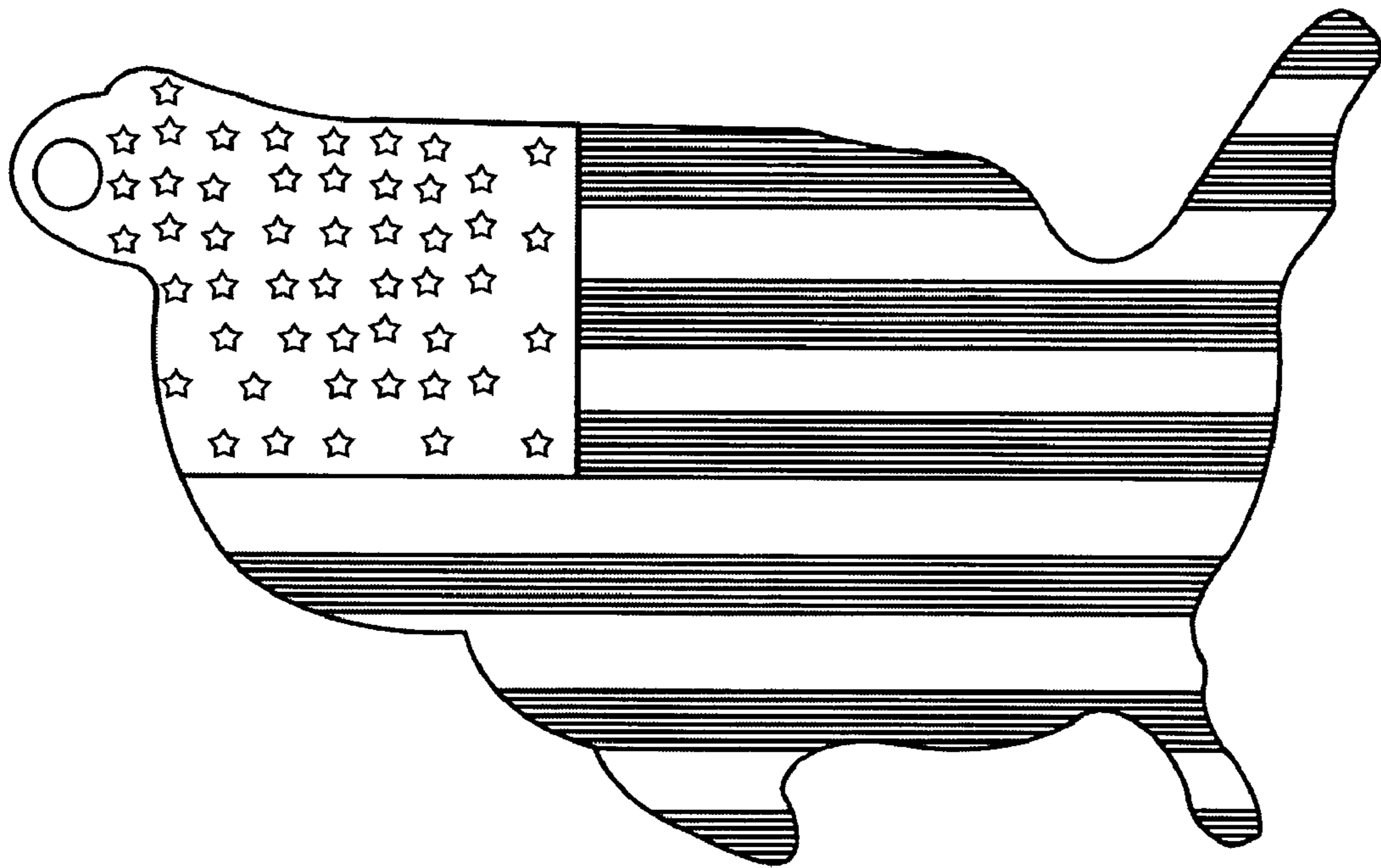


FIG. 1

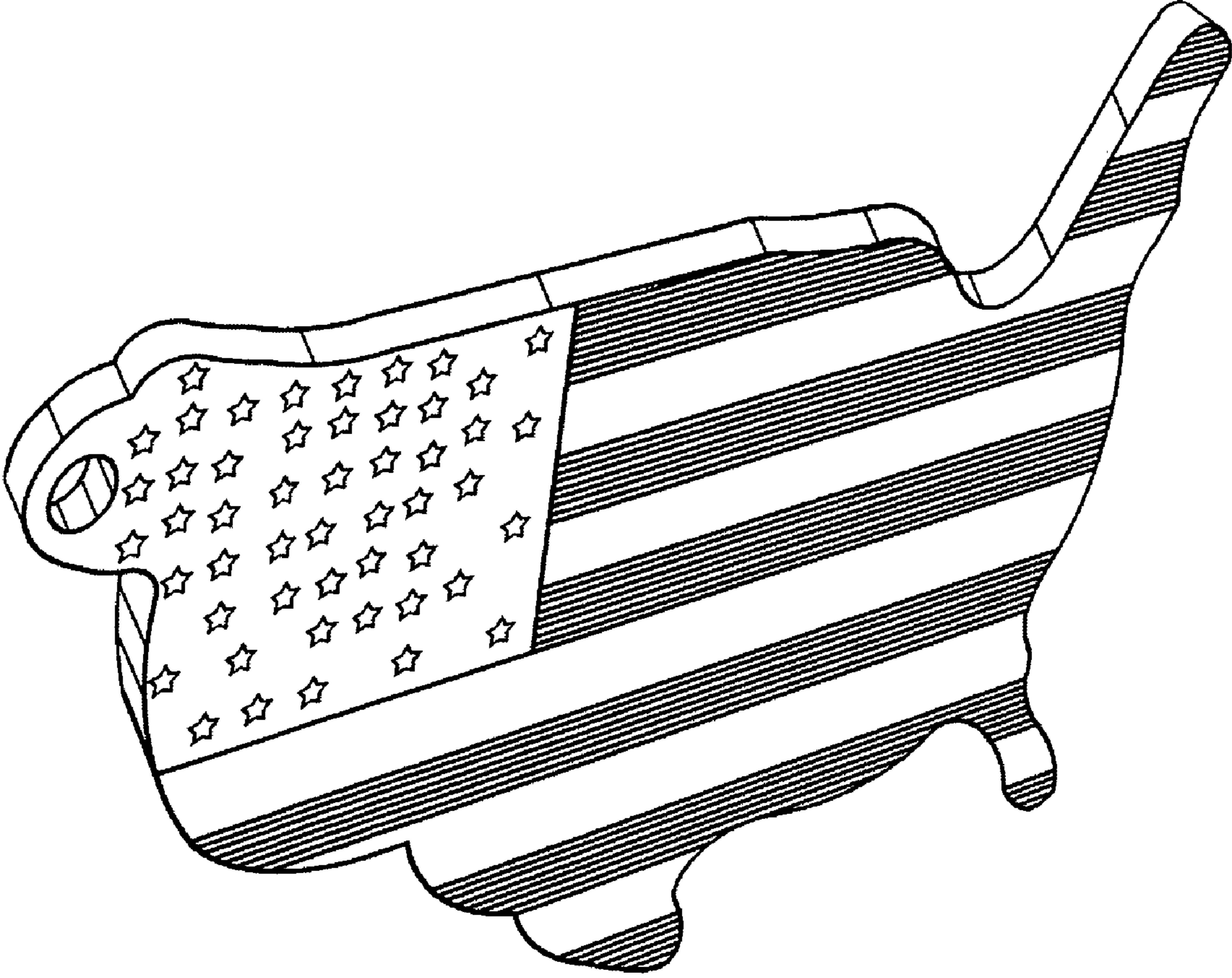


FIG. 2

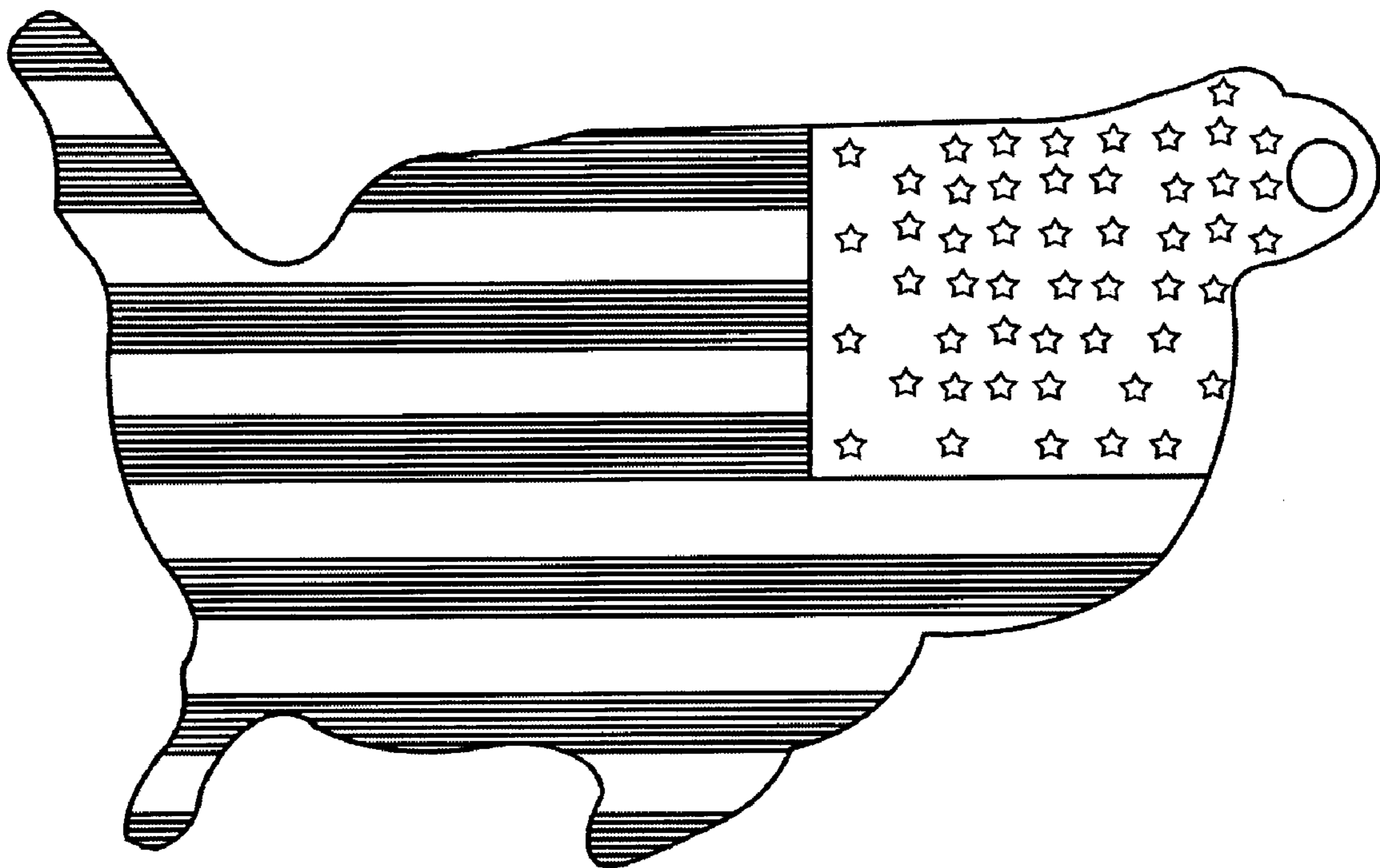


FIG. 3