



US00D584163S

(12) **United States Design Patent**
Blinderman et al.

(10) **Patent No.:** **US D584,163 S**

(45) **Date of Patent:** **** Jan. 6, 2009**

(54) **COAT AND TIE BAG**

(75) Inventors: **David Blinderman**, Shanghai (CN);
Aimee King, Shanghai (CN)

(73) Assignee: **American Greetings Corporation**,
Cleveland, OH (US)

(**) Term: **14 Years**

(21) Appl. No.: **29/289,360**

(22) Filed: **Jul. 17, 2007**

(51) **LOC (9) Cl.** **09-05**

(52) **U.S. Cl.** **D9/703**

(58) **Field of Classification Search** D9/702-714,
D9/631, 414; 2/69.5, 79, 213-214, 227,
2/919; D3/201, 232, 234, 238, 240, 246,
D3/226, 303, 245; 150/100, 107; 383/6,
383/12, 120, 127; D2/712, 716, 742, 738,
D2/857; 229/923, 87.03, 87.18, 87.19
See application file for complete search history.

(56) **References Cited**

U.S. PATENT DOCUMENTS

1,419,739 A * 6/1922 Kniep 383/10
4,836,690 A * 6/1989 Cheng 383/6
D343,288 S * 1/1994 Chao D3/290
5,795,283 A * 8/1998 Romer 493/243
6,299,352 B1 * 10/2001 Julien 383/40

D494,853 S * 8/2004 Chan D9/704
D497,541 S * 10/2004 Clark D9/703
6,890,102 B2 * 5/2005 Clark 383/105
7,018,100 B2 * 3/2006 Clark 383/105
7,118,276 B2 * 10/2006 Clark 383/105
D555,008 S * 11/2007 Gattino D9/702

* cited by examiner

Primary Examiner—Caron Veynar

Assistant Examiner—Abraham Bahta

(74) *Attorney, Agent, or Firm*—Roetzel & Andress

(57) **CLAIM**

The ornamental design for a coat and tie bag, as shown and described.

DESCRIPTION

FIG. 1 is a perspective view of the coat and tie bag showing our new design;

FIG. 2 is a front elevation view thereof;

FIG. 3 is a back elevation view thereof;

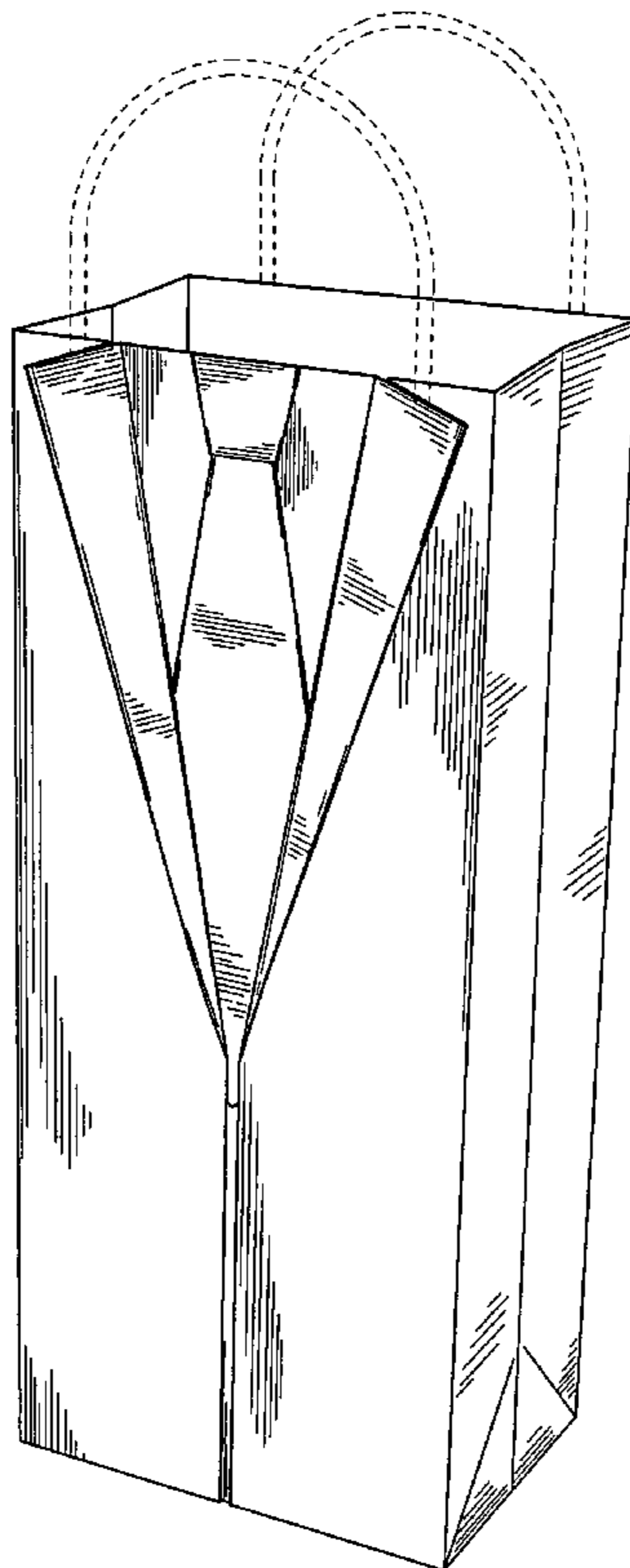
FIG. 4 is a right side elevation view, which is identical to the left side elevation view thereof;

FIG. 5 is a top plan view thereof; and,

FIG. 6 is a bottom plan view thereof.

The broken lines shown in the drawings are for illustrative purposes only and form no part of the claimed design.

1 Claim, 3 Drawing Sheets



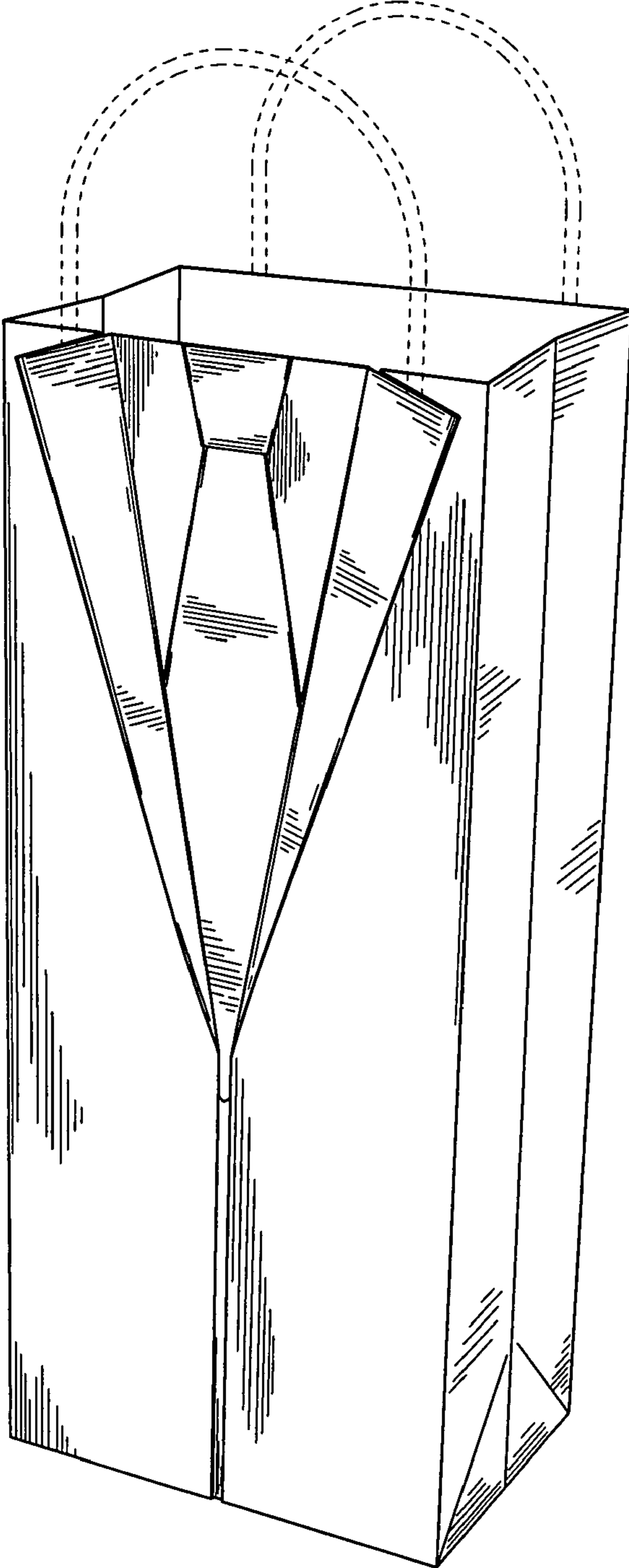


Fig. 1

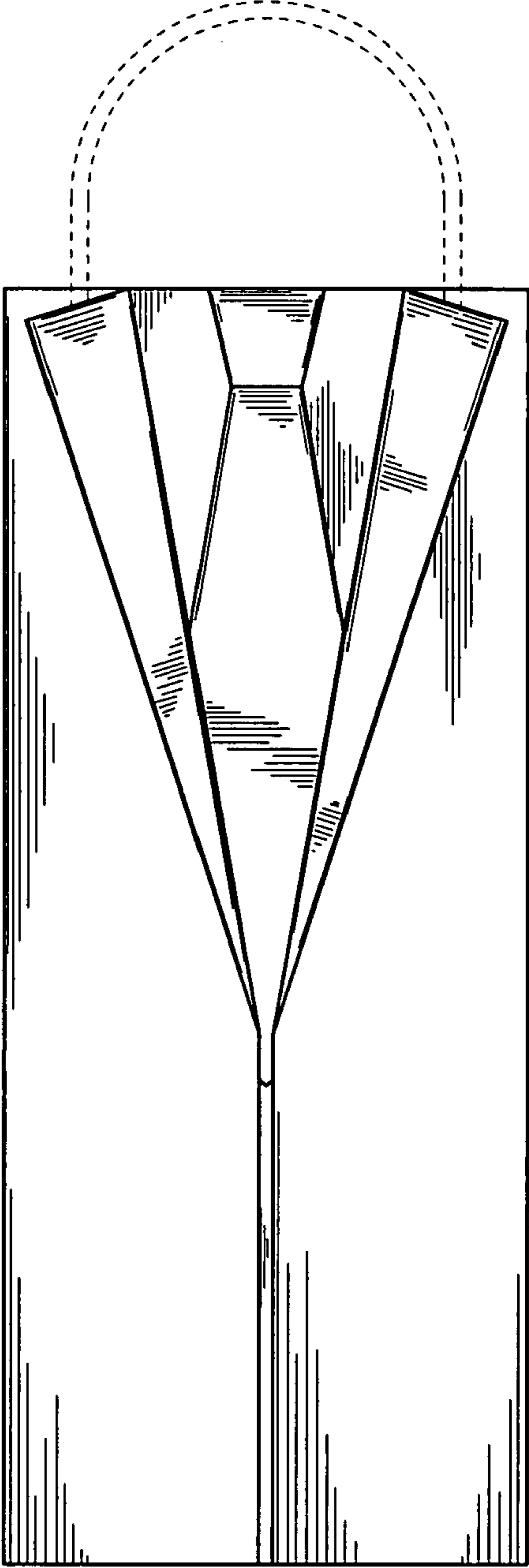


Fig. 2

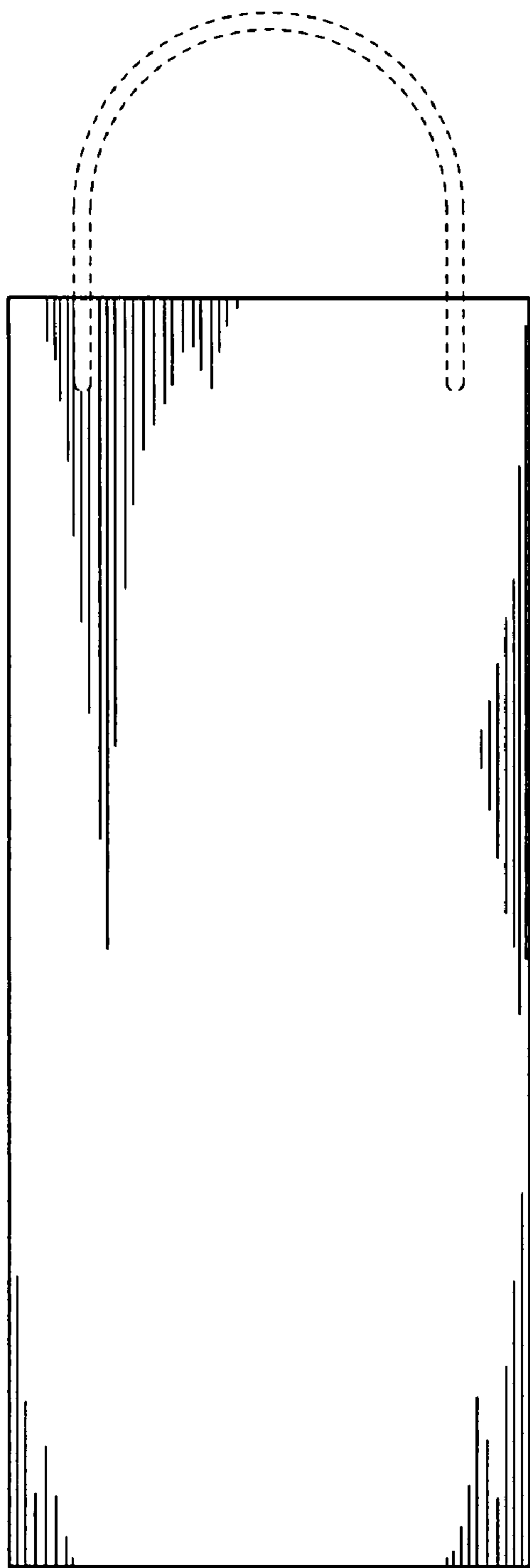


Fig. 3

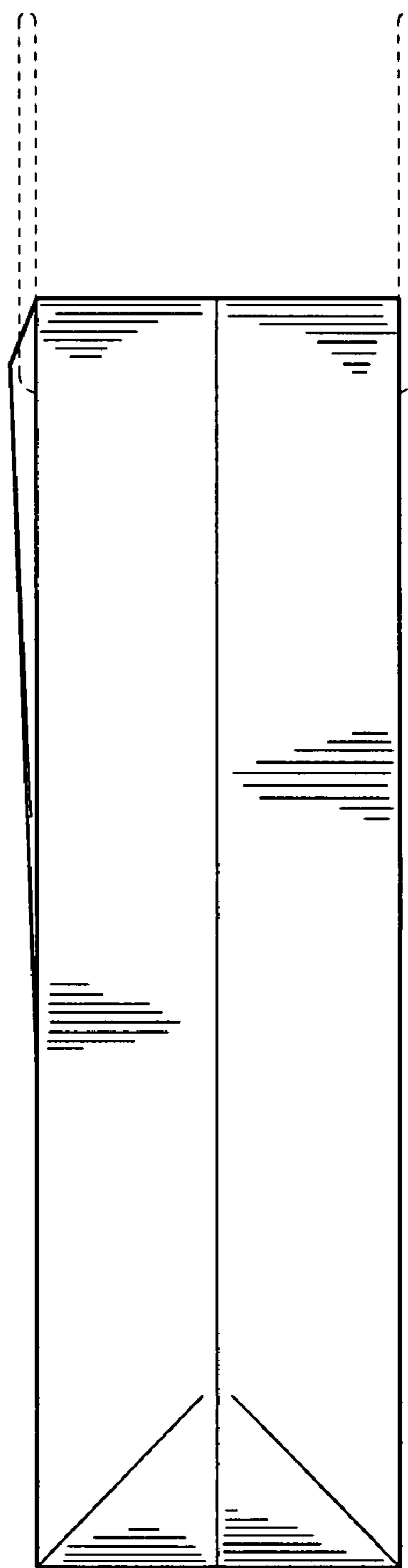


Fig. 4




Fig. 5

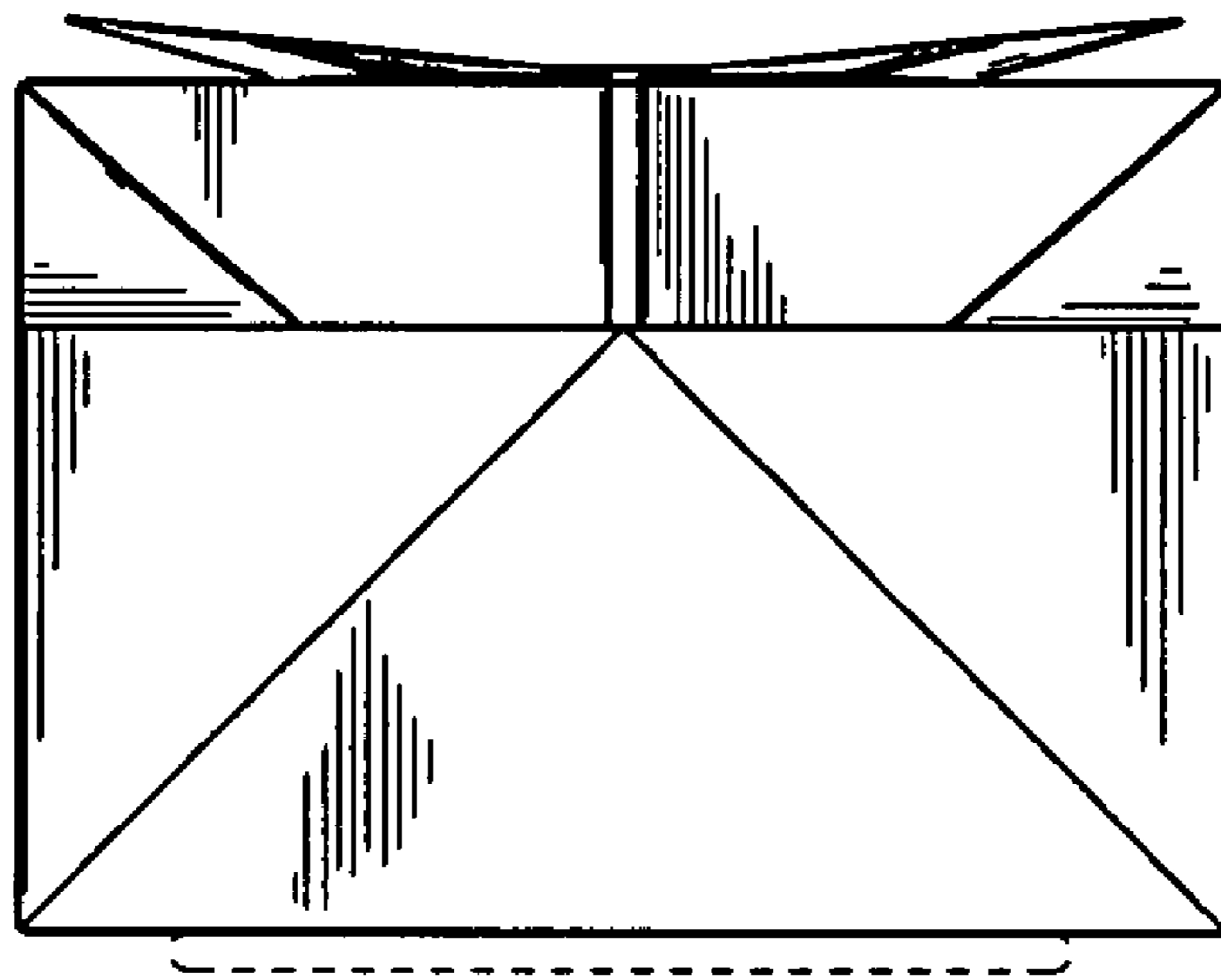


Fig. 6