



US00D584159S

(12) **United States Design Patent**
Domoy et al.

(10) **Patent No.:** **US D584,159 S**
(45) **Date of Patent:** **** Jan. 6, 2009**

(54) **CONTAINER WITH FLIP-TOP LID**

(75) Inventors: **Brett Christopher Domoy**, Brookfield, CT (US); **Josephine Telesca**, Trumbull, CT (US); **Rolf Buerger**, Beckdorf (DE); **Aaron Calloway**, Somers, NY (US); **Harry Hamilton Haubert**, Sandy Hook, CT (US); **Laurent Jean-Marie Hainaut**, New York, NY (US)

(73) Assignee: **Conopco, Inc.**, Englewood Cliffs, NJ (US)

(**) Term: **14 Years**

(21) Appl. No.: **29/246,581**

(22) Filed: **Apr. 25, 2006**

(51) **LOC (9) Cl.** **09-01**

(52) **U.S. Cl.** **D9/558; D9/571**

(58) **Field of Classification Search** D9/447,
D9/449, 454, 500, 543, 529, 530, 537, 539,
D9/542, 545, 550, 552, 558, 571-572, 686,
D9/688; D28/76; 215/316, 382-384; 220/660,
220/669, 675

See application file for complete search history.

(56) **References Cited**

U.S. PATENT DOCUMENTS

D48,140 S	11/1915	Wolfson	
D234,911 S	4/1975	Stevens, Jr.	
D317,869 S *	7/1991	Kipperman et al.	D9/446
D348,840 S *	7/1994	Kuzma	D9/575
D368,859 S	4/1996	LoPreto	
D403,592 S	1/1999	Everard et al.	
D422,506 S	4/2000	Cummings	
D424,448 S *	5/2000	Weber	D9/558
D437,559 S *	2/2001	Fenton et al.	D9/558
D438,118 S	2/2001	Dalmau	

D439,843 S	4/2001	Dalmau	
D446,121 S *	8/2001	Maddy	D9/500
D452,159 S *	12/2001	Belser et al.	D9/542
D459,659 S *	7/2002	Chung	D9/529
D486,741 S	2/2004	Houghton	
D495,604 S	9/2004	Lund et al.	
D495,957 S *	9/2004	Bakic	D9/529
D502,400 S	3/2005	Cinquino et al.	
D503,890 S	4/2005	Thunberg et al.	
D505,079 S	5/2005	Mulder et al.	
D525,872 S *	8/2006	Haubert et al.	D9/529
D525,873 S *	8/2006	Haubert et al.	D9/529
D539,665 S *	4/2007	Haubert et al.	D9/686
D559,114 S *	1/2008	Breitlander	D9/558

FOREIGN PATENT DOCUMENTS

GB 3 017 488 6/2004

* cited by examiner

Primary Examiner—Stella M Reid

Assistant Examiner—Keli L Acker

(74) *Attorney, Agent, or Firm*—Alan A. Bornstein

(57) **CLAIM**

The ornamental design for a container with flip-top lid, as shown and described.

DESCRIPTION

FIG. 1 is a front perspective view of a container showing our new design;

FIG. 2 is a front elevational view thereof;

FIG. 3 is a rear elevational view thereof;

FIG. 4 is a right side elevational view thereof;

FIG. 5 is a left side elevational view thereof;

FIG. 6 is a top plan view thereof; and,

FIG. 7 is a bottom plan view thereof.

1 Claim, 4 Drawing Sheets

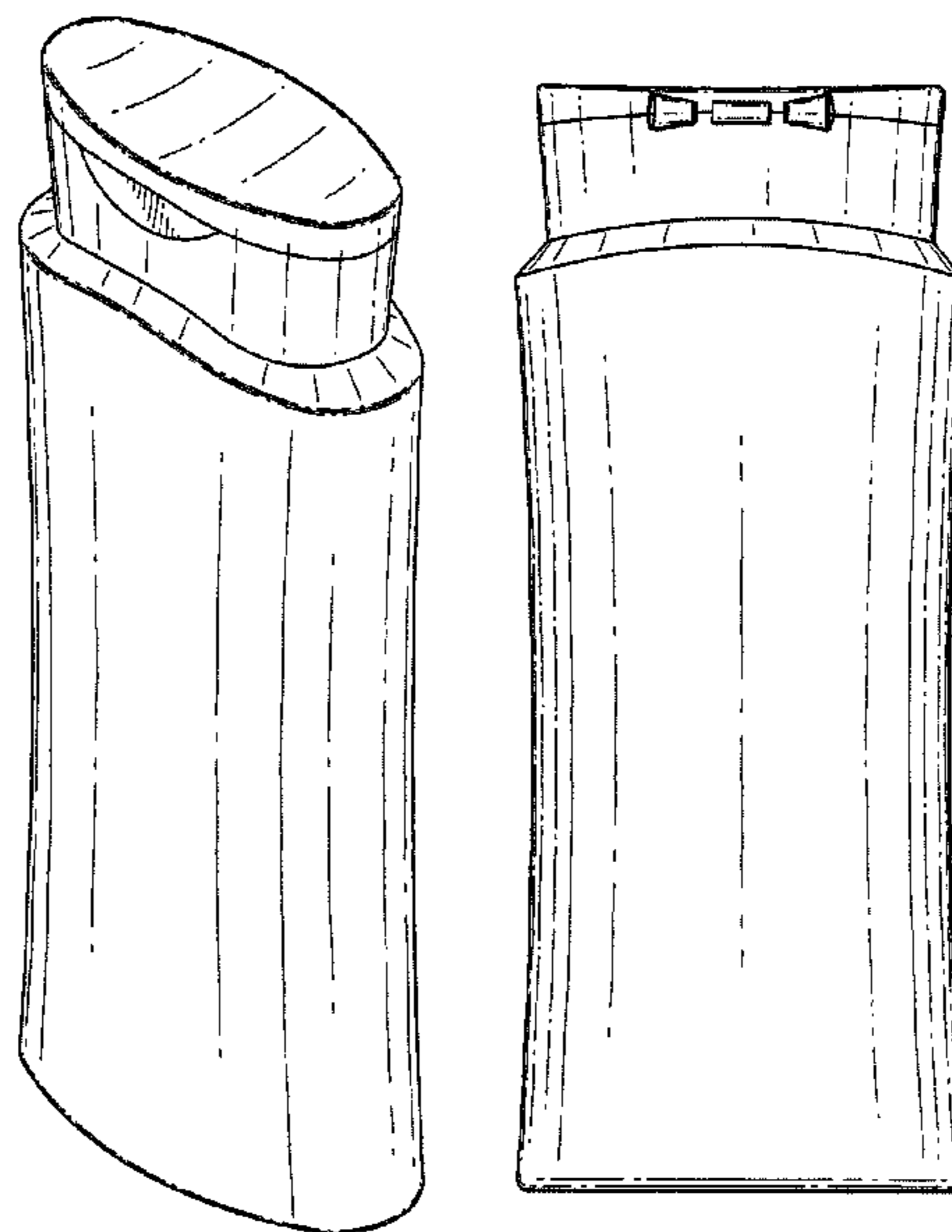


FIG. 1




FIG. 2

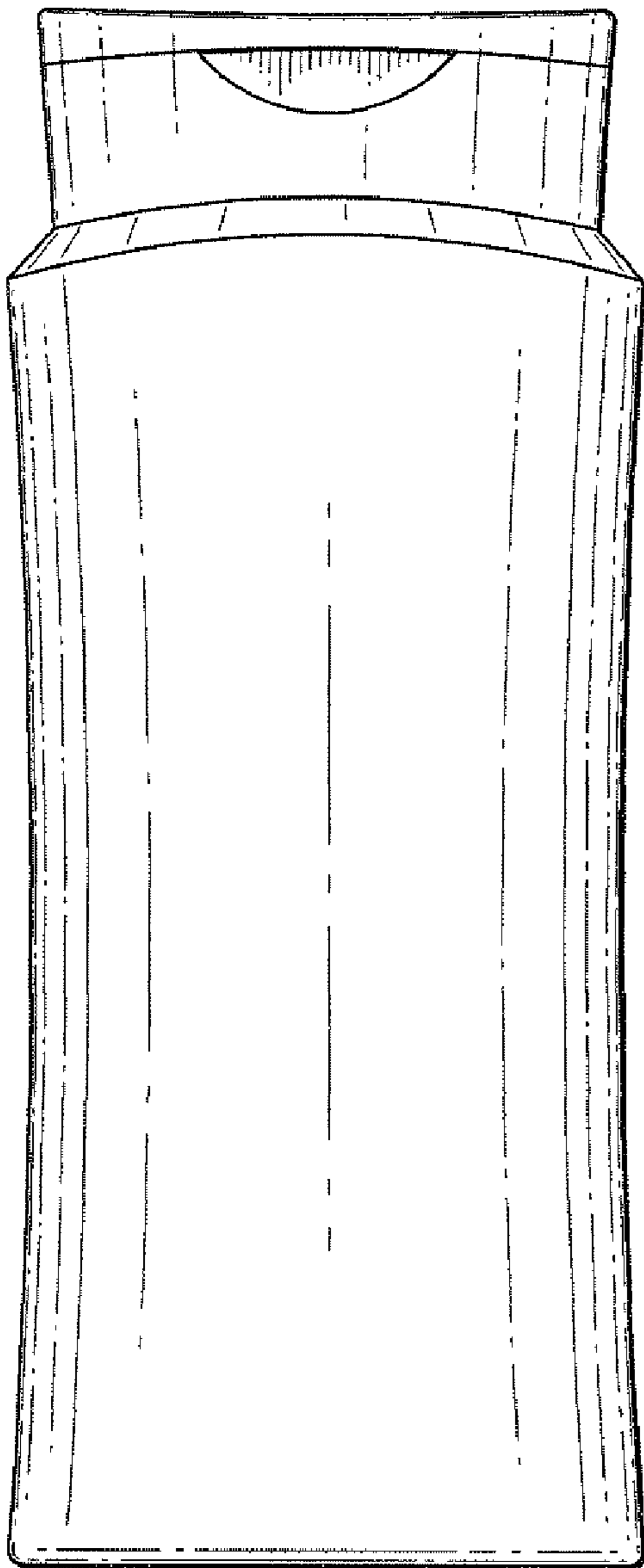


FIG. 3

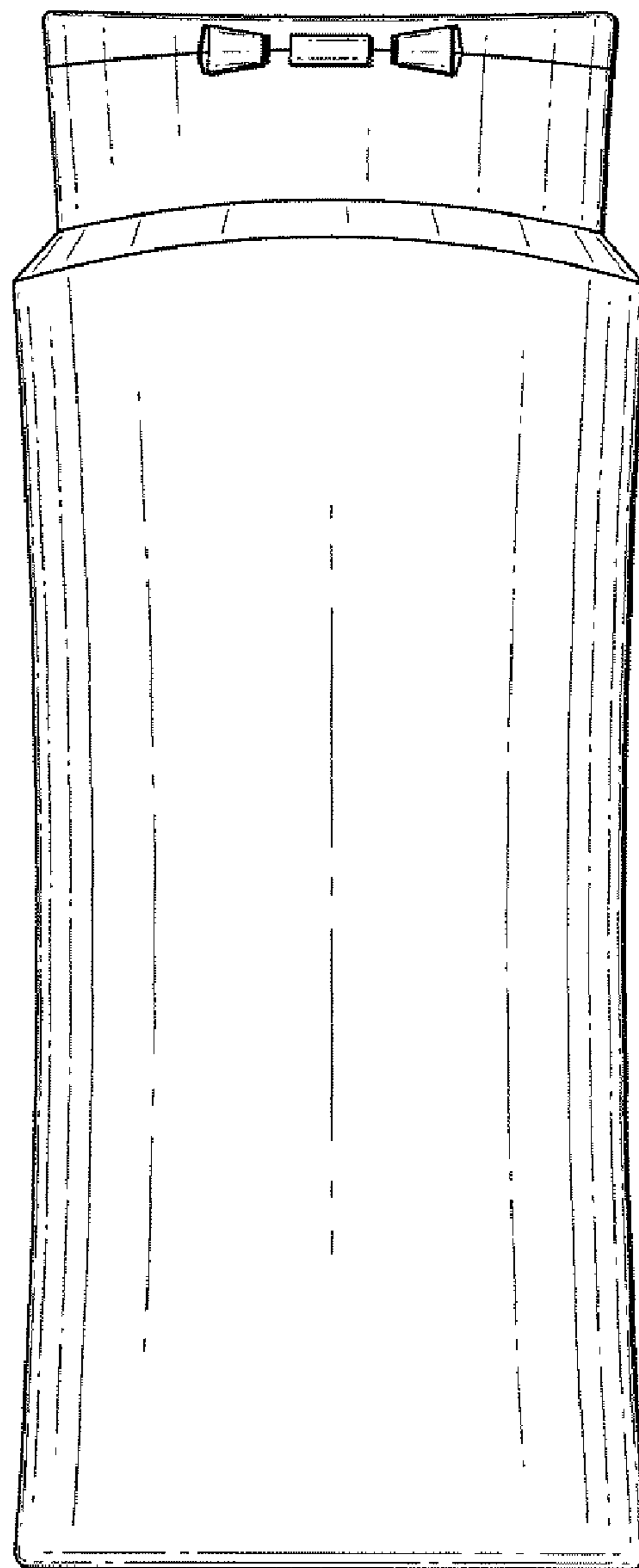


FIG. 4




FIG. 5




FIG. 6

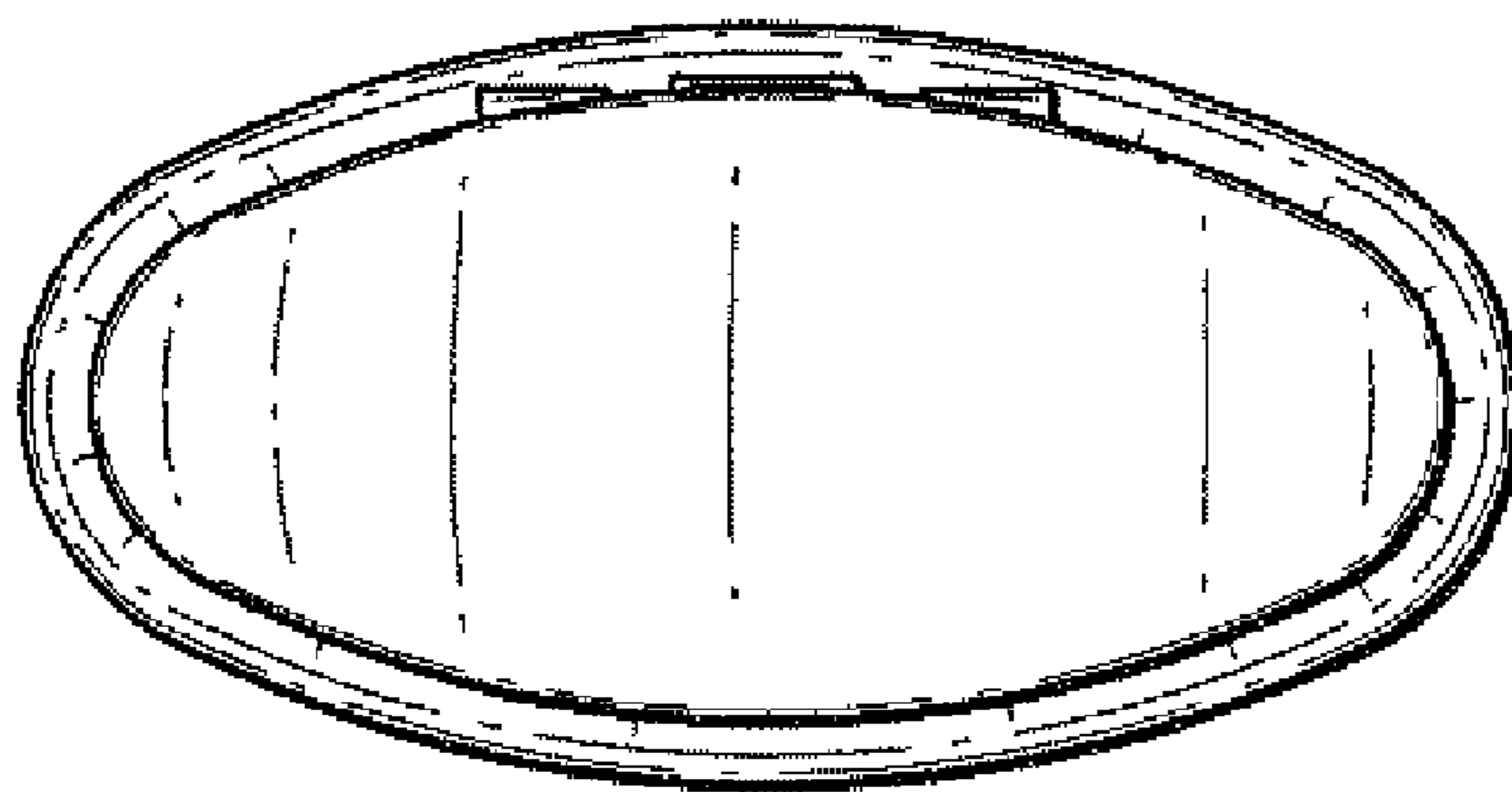


FIG. 7

