



US00D584154S

(12) **United States Design Patent**
Fitzsimmons et al.

(10) **Patent No.:** **US D584,154 S**
(45) **Date of Patent:** **** Jan. 6, 2009**

(54) **CONTAINER**

(75) Inventors: **Barrie Fitzsimmons**, Easton, PA (US);
Tammy McCulloch, Allentown, PA (US)

(73) Assignee: **Osmegen, Inc.**, Allentown, PA (US)

(**) Term: **14 Years**

(21) Appl. No.: **29/302,391**

(22) Filed: **Jan. 16, 2008**

(51) **LOC (9) Cl.** **09-01**

(52) **U.S. Cl.** **D9/526; D9/522; D9/564;**
D9/573; D9/575; D9/447; D9/454; D7/590;
D7/612

(58) **Field of Classification Search** **D9/516,**
D9/522, 526, 529-530, 542-543, 545, 548,
D9/551, 558-560, 564, 574-575, 451; D23/366;
D7/590, 612; D26/9-11, 22-23
See application file for complete search history.

(56) **References Cited**

U.S. PATENT DOCUMENTS

D86,712 S *	4/1932	Fuerst	D9/522
D87,255 S *	6/1932	Fuerst	D9/522
D220,748 S *	5/1971	Gould	D9/526
D370,834 S *	6/1996	Hartman	D7/612
D404,259 S *	1/1999	Tisdale	D7/590
D406,988 S *	3/1999	Tisdale	D7/612
D426,300 S *	6/2000	Conforti	D9/526 X
D472,985 S *	4/2003	Longsdorf et al.	D26/11
D491,257 S *	6/2004	Picken, Jr.	D23/366
D500,640 S *	1/2005	Lawson et al.	D7/612
D507,061 S *	7/2005	Hudnall	D26/9

D508,988 S *	8/2005	Chen et al.	D23/366
D536,081 S *	1/2007	Steinel	D23/366
D550,341 S *	9/2007	Di Robilant	D23/366 X

FOREIGN PATENT DOCUMENTS

GB	2048785	*	11/1995
GB	3008983	*	3/2003
GB	3013350	*	7/2003

* cited by examiner

Primary Examiner—Carol Rademaker

(74) *Attorney, Agent, or Firm*—Myers Wolin, LLC

(57) **CLAIM**

The ornamental design for a container, as shown and described.

DESCRIPTION

FIG. 1 is a perspective view of a container showing our new design;

FIG. 2 is a left side elevational view thereof;

FIG. 3 is a right side elevational view thereof;

FIG. 4 is a rear elevational view thereof;

FIG. 5 is a front elevational view thereof;

FIG. 6 is a top plan view thereof; and

FIG. 7 is a bottom plan view thereof; and,

FIG. 8 is a perspective view of the container shown in an alternate position.

The broken lines shown on the bottom surface are included for the purpose of showing environmental structure that forms no part of the claimed design.

1 Claim, 8 Drawing Sheets

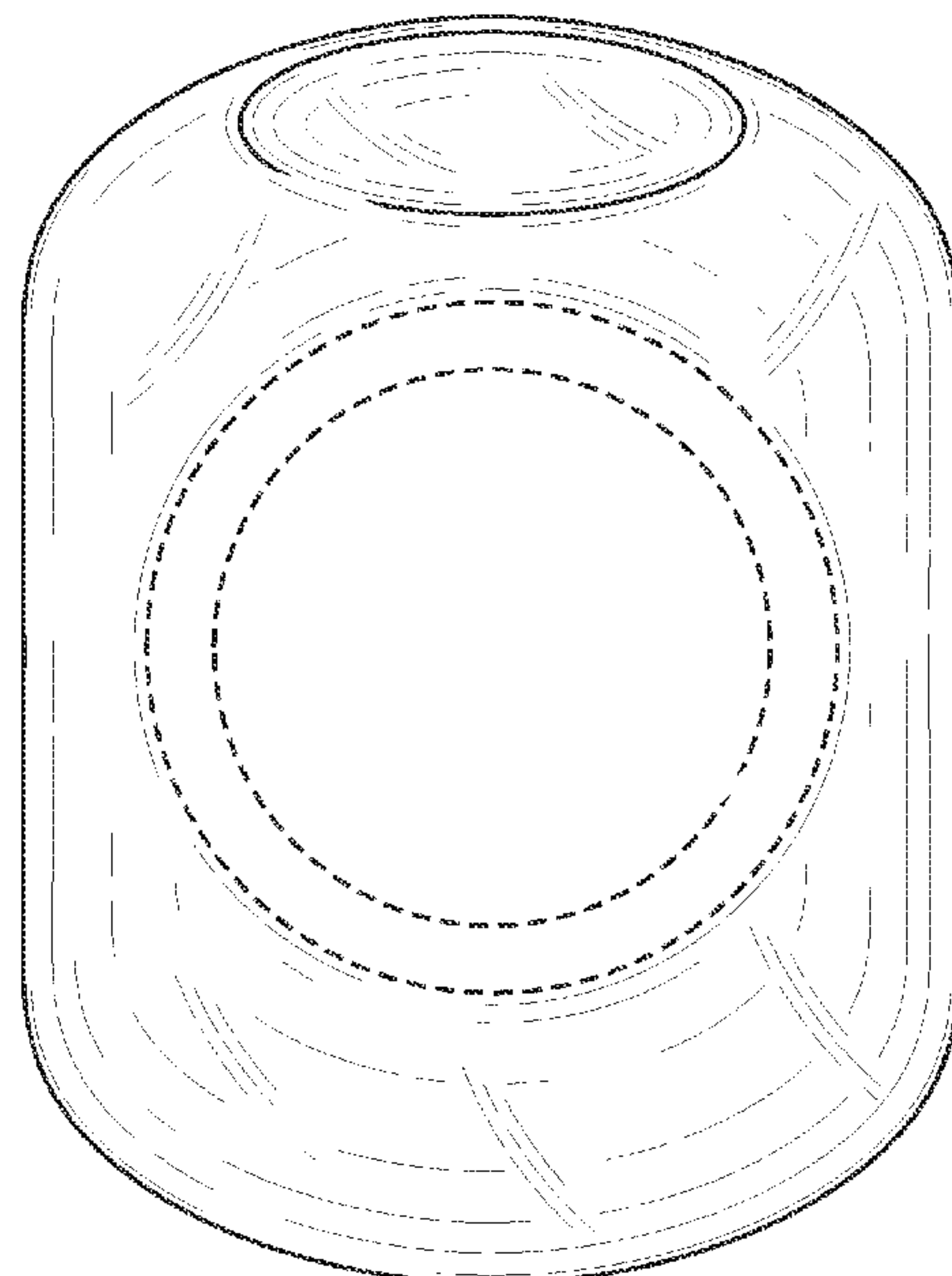
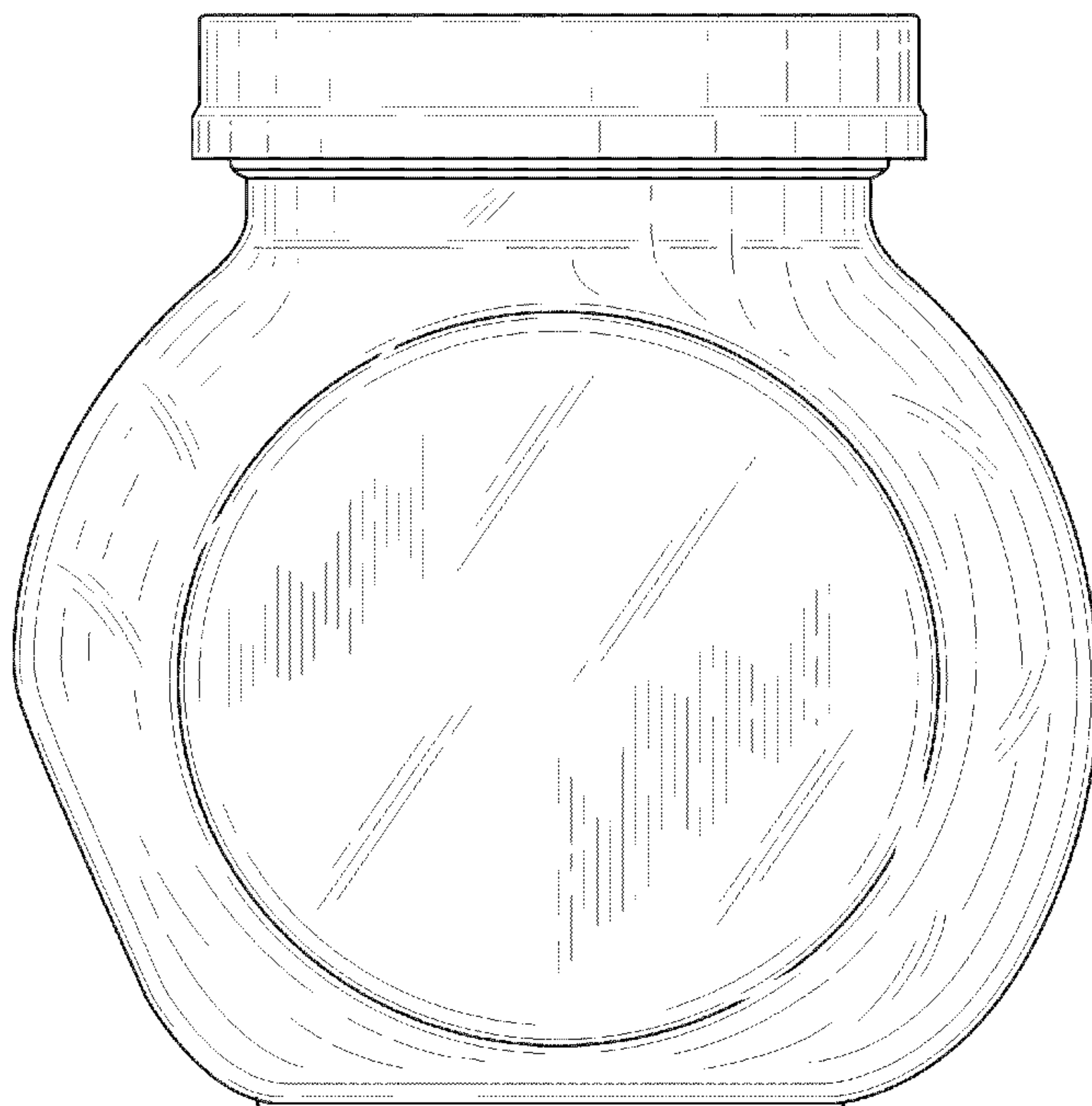




FIG. 1

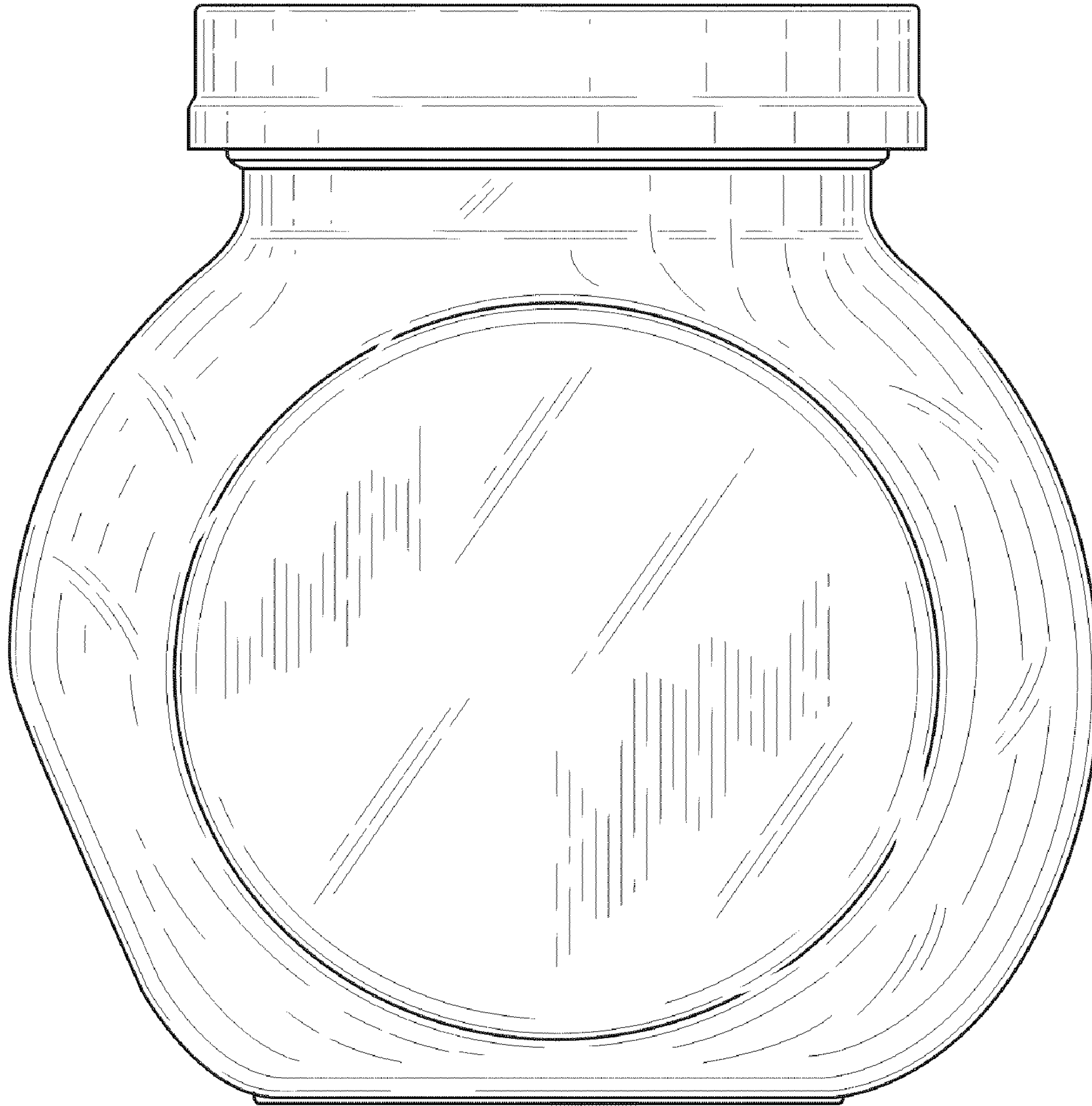


FIG. 2




FIG. 3




FIG. 4



FIG. 5




FIG. 6

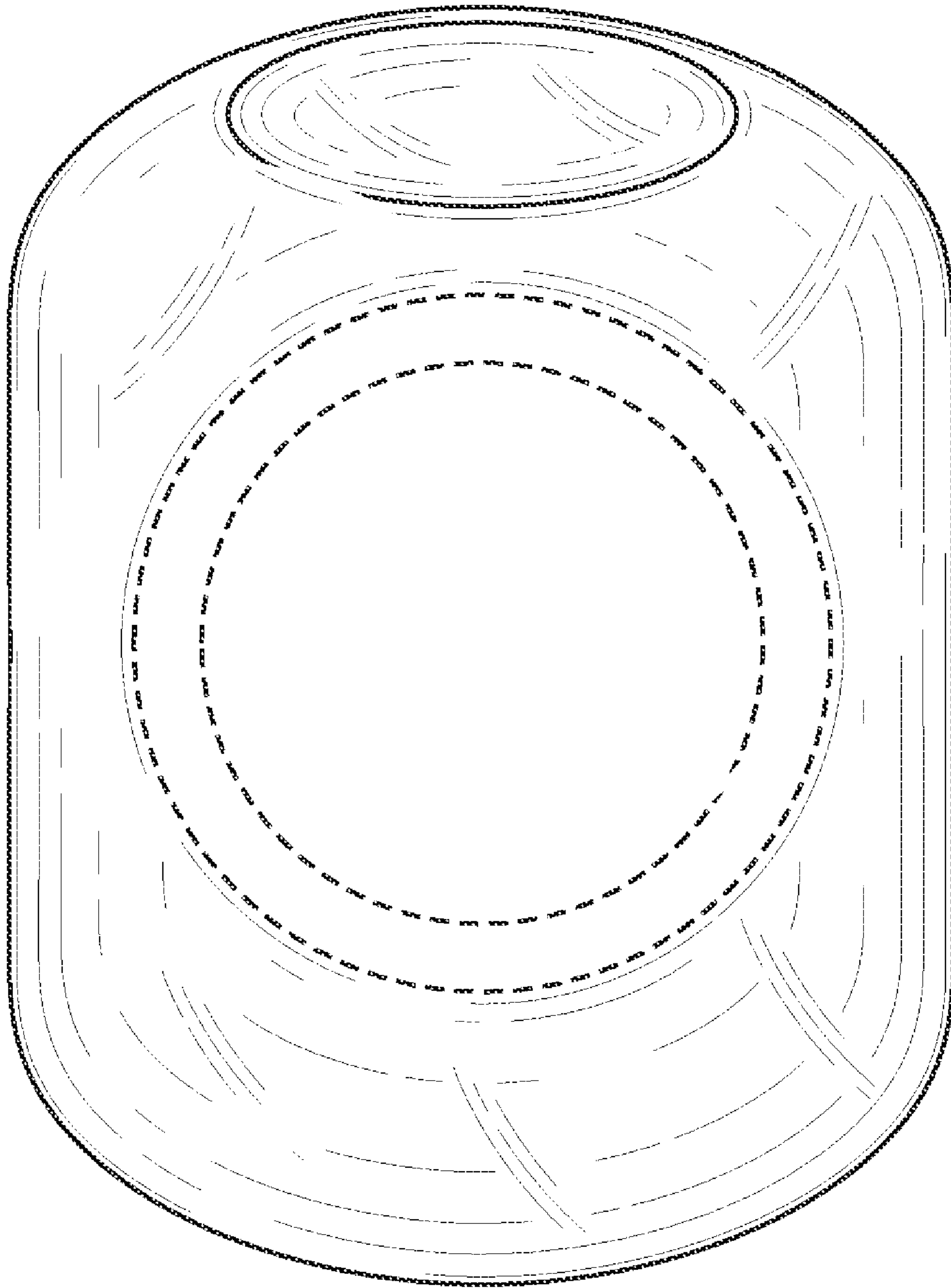


FIG. 7

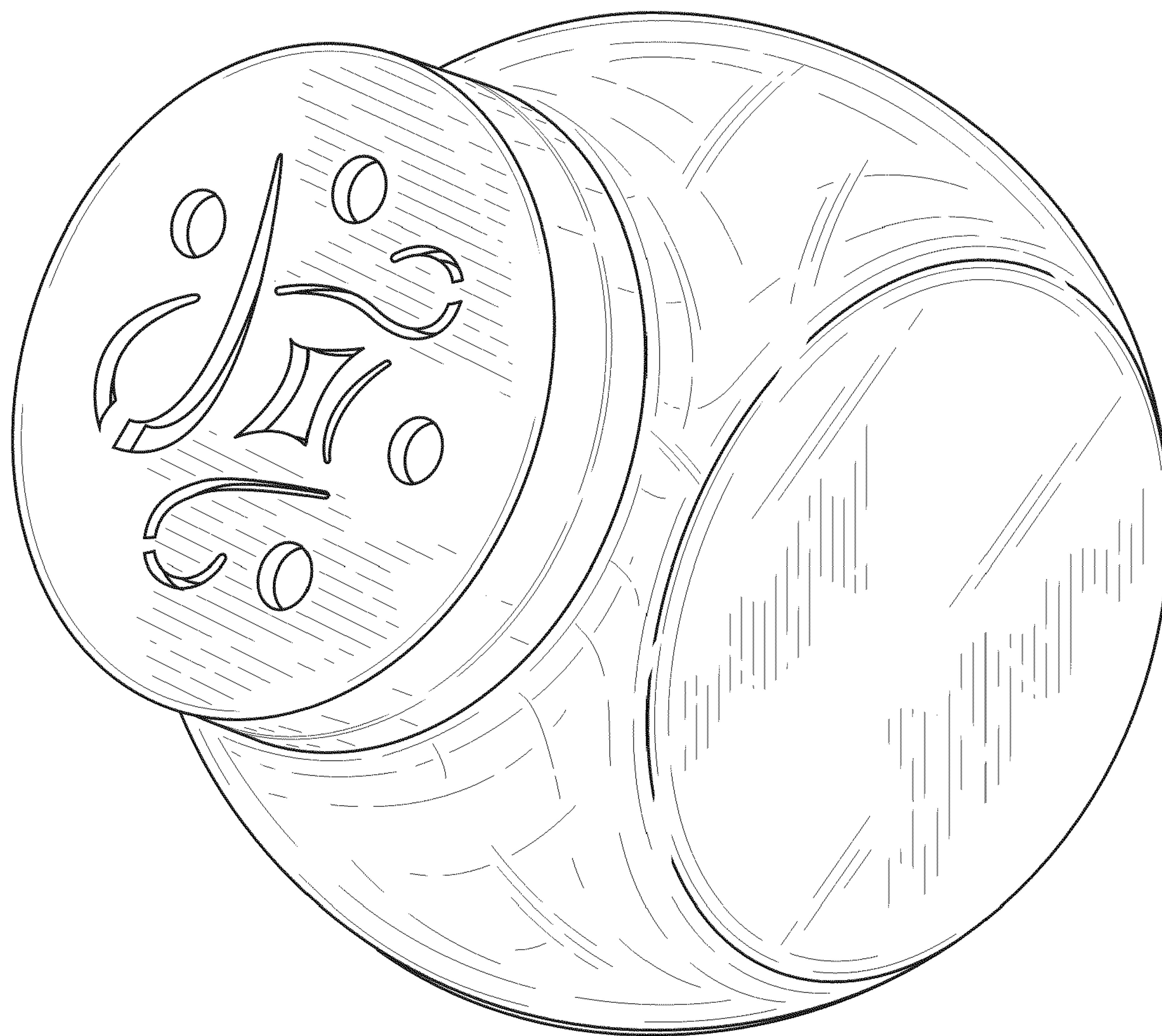


FIG. 8