



US00D584145S

(12) **United States Design Patent**
Young

(10) **Patent No.:** **US D584,145 S**
(45) **Date of Patent:** **** Jan. 6, 2009**

(54) **CONTAINER LID**

(75) Inventor: **Louis J. Young**, Peculiar, MO (US)

(73) Assignee: **Plastic Enterprises Co., Inc.**, Lee's Summit, MO (US)

(**) Term: **14 Years**

(21) Appl. No.: **29/305,872**

(22) Filed: **Mar. 28, 2008**

(51) **LOC (9) Cl.** **09-07**

(52) **U.S. Cl.** **D9/435**

(58) **Field of Classification Search** D9/455,
D9/453, 452, 445, 444, 443, 438, 436, 435,
D9/434; D7/624.3, 624.2, 622, 619.1, 608,
D7/607, 392.1, 629; 220/903, 780; 215/352,
215/328, 256, 253, 252, 243, 237, 228, 223
See application file for complete search history.

(56) **References Cited**

U.S. PATENT DOCUMENTS

4,305,517	A	12/1981	Dennis	
D267,703	S *	1/1983	Chase et al.	D9/435
D287,573	S *	1/1987	Tyler	D9/435
4,700,860	A	10/1987	Li	
4,796,771	A	1/1989	Stettler	
5,050,754	A	9/1991	Marino	
D321,302	S *	11/1991	Zimmerman	D7/392.1
5,143,235	A	9/1992	Repp	
D330,996	S *	11/1992	Smith et al.	D7/629
5,341,949	A	8/1994	Hayes	
5,373,955	A	12/1994	Marino	
5,443,853	A	8/1995	Hayes	
D371,305	S *	7/1996	Kruger	D9/435
5,540,349	A	7/1996	Philips	
D429,640	S *	8/2000	Nielsen et al.	D9/435

6,253,939	B1	7/2001	Wan et al.	
6,299,005	B1	10/2001	Higgins	
D451,022	S *	11/2001	Lueders	D9/449
6,341,707	B1	1/2002	Witt et al.	
6,375,023	B1	4/2002	Lecinski et al.	
D521,380	S *	5/2006	Jackson et al.	D9/435
D547,115	S *	7/2007	Bouveret et al.	D7/392.1
D564,287	S *	3/2008	Bouveret et al.	D7/392.1

* cited by examiner

Primary Examiner—Susan Bennett Hattan

(74) *Attorney, Agent, or Firm*—Hovey Williams LLP

(57) **CLAIM**

The ornamental design for a container lid, as shown and described.

DESCRIPTION

FIG. 1 is a perspective view of a container lid embodying my design and being depicted on a container for environmental purposes, with the container, as well as the gate recess and boss located medially along each side of the container top edge, being shown in broken lines only and forming no part of the claimed design;

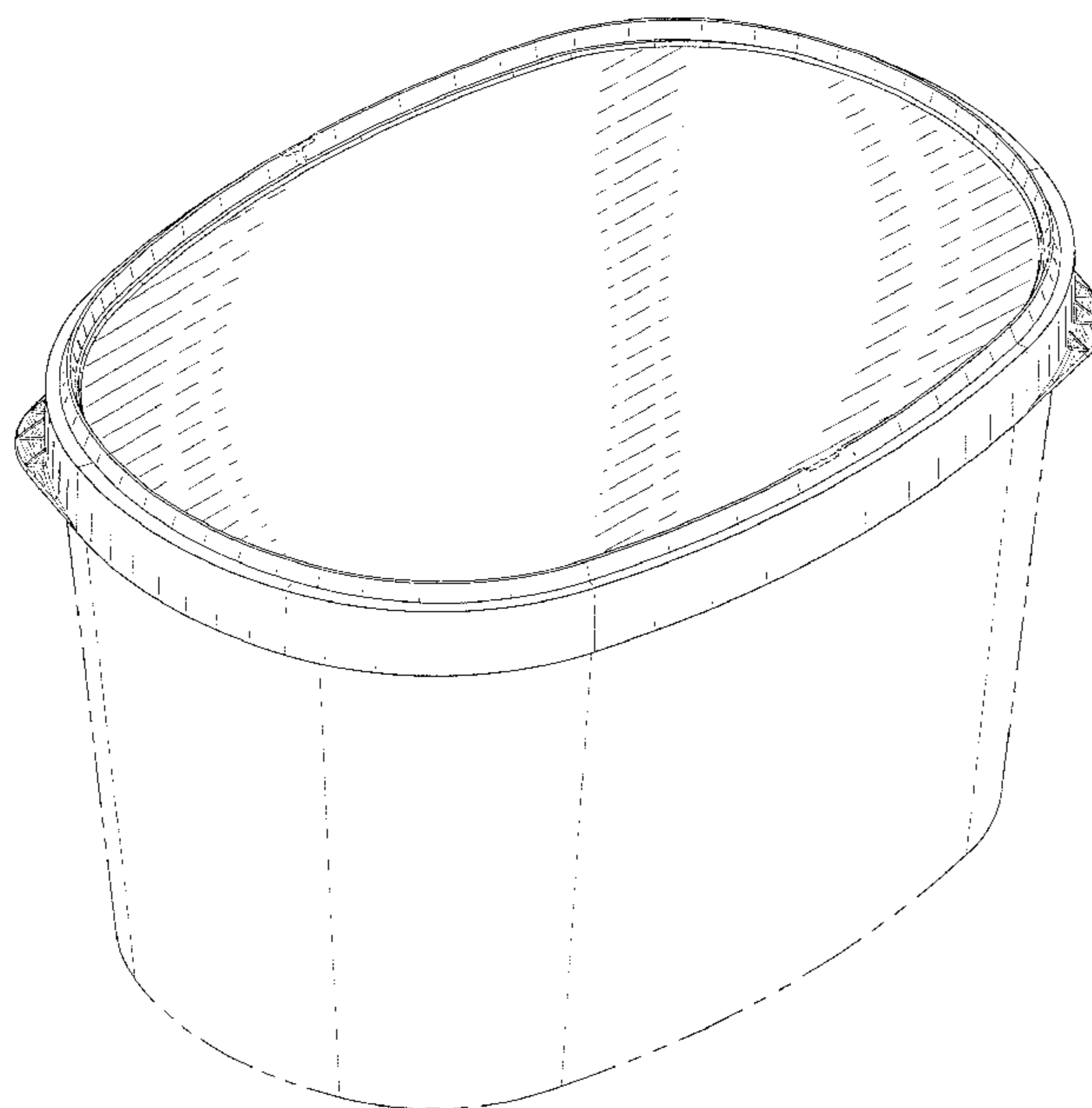
FIG. 2 is a perspective view of the container lid, but from a vantage point below the container;

FIG. 3 is a plan view of the container lid depicted in FIGS. 1 and 2;

FIG. 4 is a side elevation view of the container lid depicted in FIGS. 1–3, with the opposite side elevation being a mirror image thereof; and,

FIG. 5 is an end elevation view of the container lid depicted in FIGS. 1–4, with the opposite end elevation being a mirror image thereof.

1 Claim, 4 Drawing Sheets



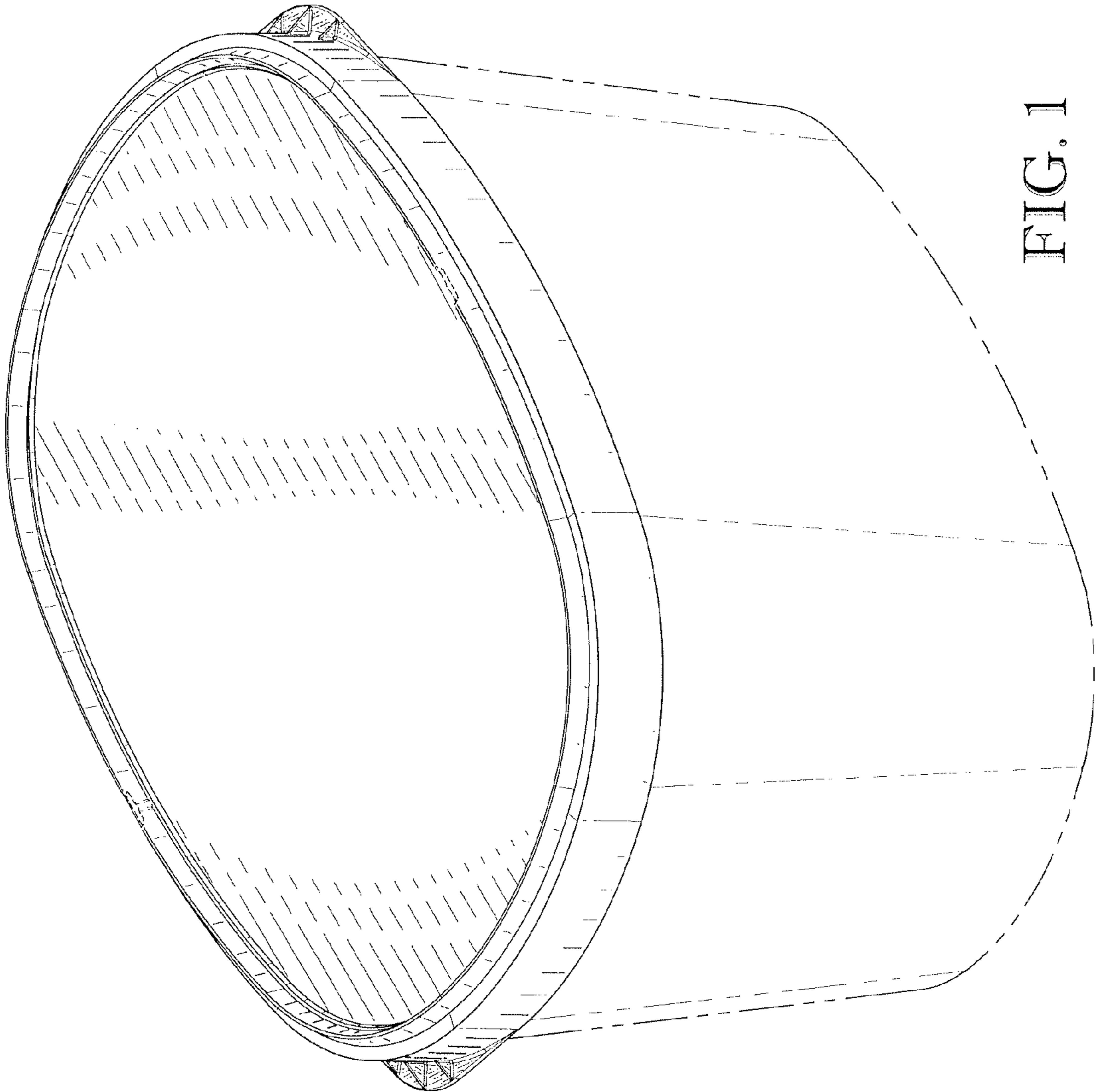


FIG. 1

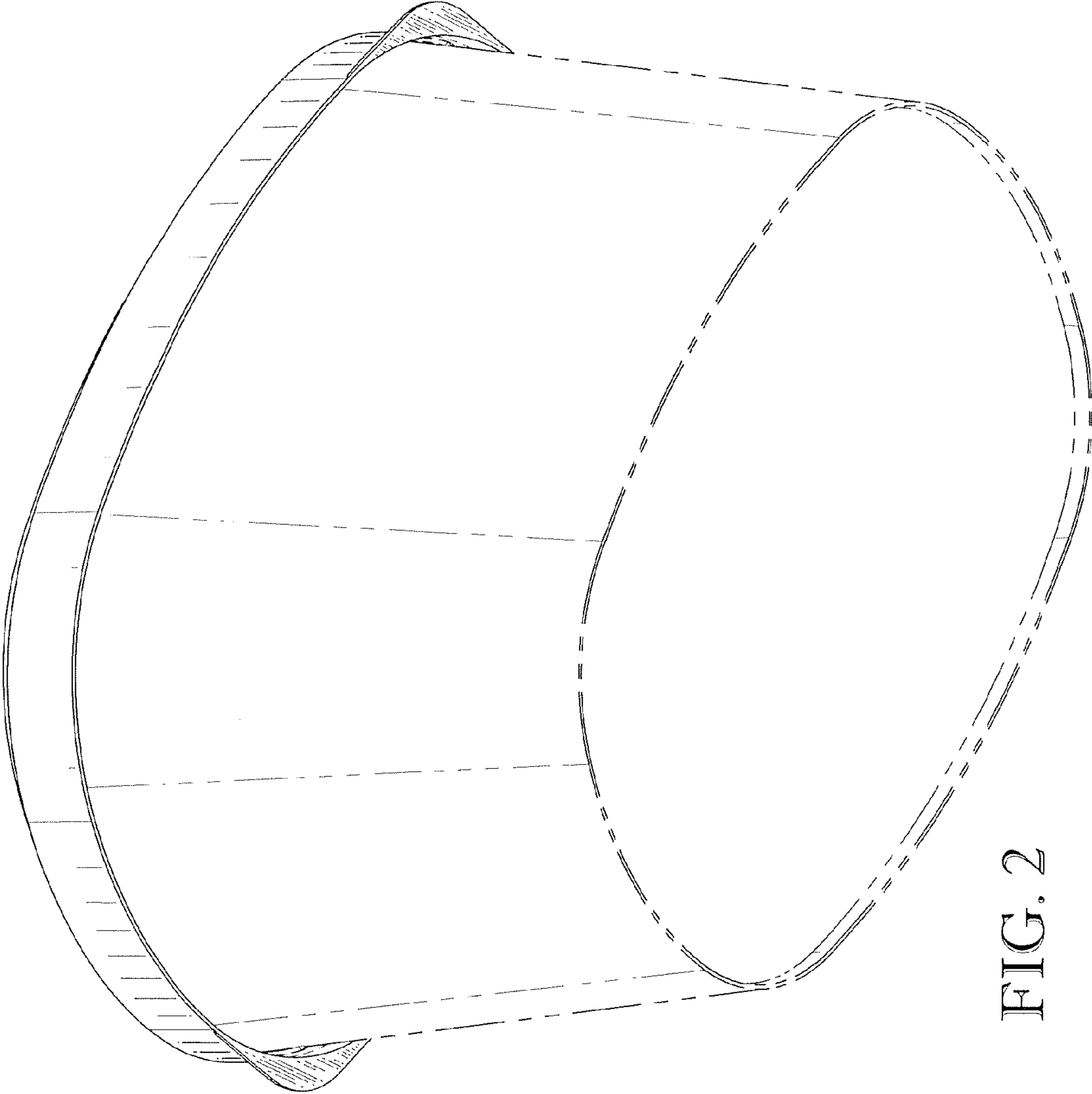


FIG. 2

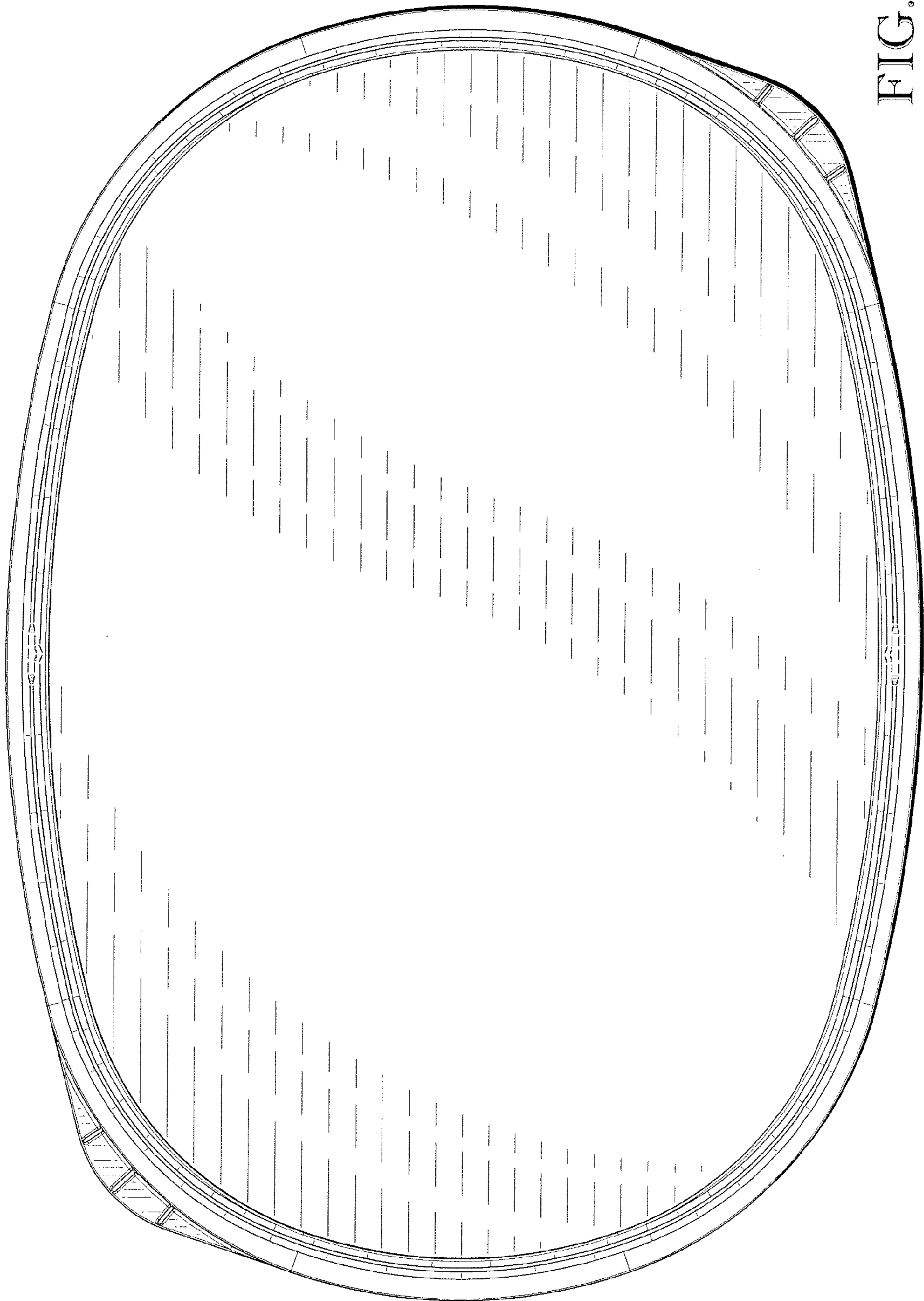


FIG. 3

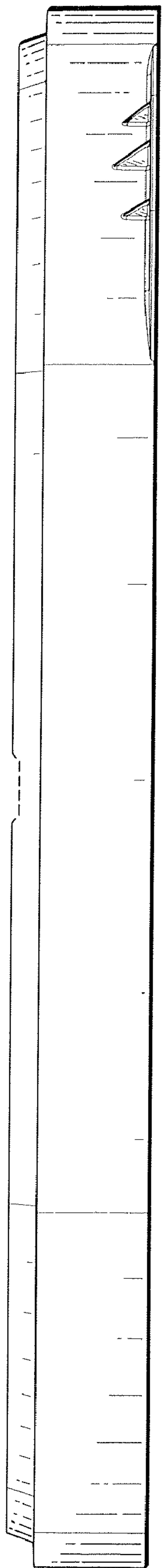


FIG. 4




FIG. 5