



US00D584122S

(12) **United States Design Patent**
Caroca

(10) **Patent No.:** **US D584,122 S**
(45) **Date of Patent:** **** Jan. 6, 2009**

(54) **SCISSORS**

D496,837 S * 10/2004 Tomchak et al. D8/5
D503,324 S * 3/2005 Carlson et al. D8/57
D537,311 S * 2/2007 Peterson et al. D8/57

(75) Inventor: **Luis Alejandro Cavallo Caroca,**
Santiago (CL)

FOREIGN PATENT DOCUMENTS

(73) Assignee: **Virutex Ilko S.A.,** Santiago (CL)

GB 2097972 1/2001

(**) Term: **14 Years**

* cited by examiner

(21) Appl. No.: **29/267,533**

Primary Examiner—Cathron C Brooks

Assistant Examiner—Deanna Fluegemann

(22) Filed: **Oct. 17, 2006**

(74) *Attorney, Agent, or Firm*—D. Peter Hochberg; Sean F. Mellino; Daniel J. Smola

(30) **Foreign Application Priority Data**

(57) **CLAIM**

Apr. 17, 2006 (CL) 875-2006

The ornamental design for scissors, as shown and described.

(51) **LOC (9) Cl.** **08-03**

DESCRIPTION

(52) **U.S. Cl.** **D8/57**

(58) **Field of Classification Search** D8/5,
D8/14, 57, 105, 107; D24/148; D28/9, 56,
D28/57; 7/135, 136; 30/26, 28, 29, 29.5,
30/131, 175, 194, 195, 196, 231, 232, 278;
D7/693

FIG. 1 is a perspective view of the scissors according to the invention;

FIG. 2 is a front view of the scissors as shown in FIG. 1;

FIG. 3 is a rear view of the scissors as shown in FIG. 1;

FIG. 4 is a top view of the scissors as shown in FIG. 1;

FIG. 5 is a bottom view of the scissors as shown in FIG. 1;

FIG. 6 is a side view of the scissors as shown in FIG. 1; and,

FIG. 7 is a side view of the scissors as shown in FIG. 1, shown from the opposite side as that shown in FIG. 6.

See application file for complete search history.

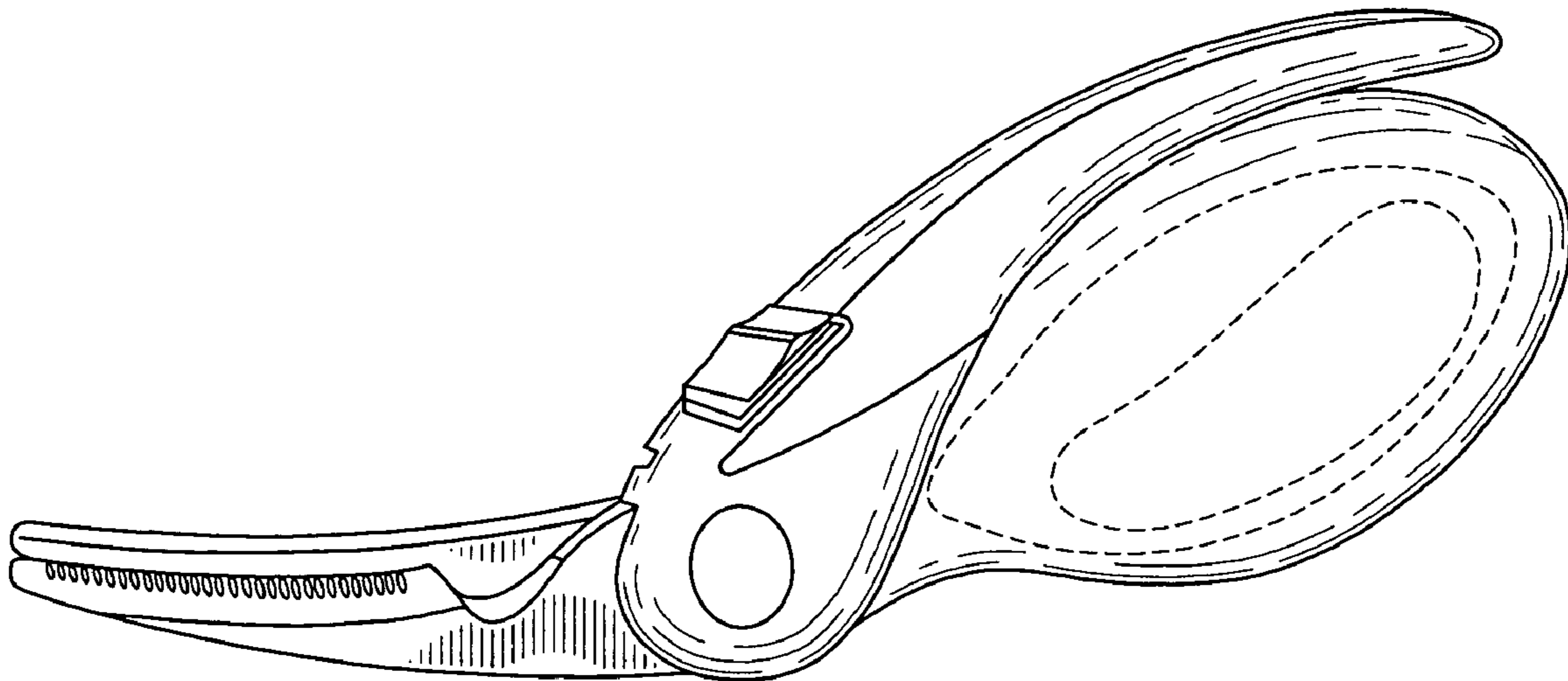
The portion of the scissors shown in broken lines forms no part of the claimed design.

(56) **References Cited**

U.S. PATENT DOCUMENTS

D450,553 S 11/2001 Chien
D450,987 S 11/2001 Chien
D469,323 S 1/2003 Linden
D483,239 S * 12/2003 Sprouse D8/57
D491,775 S 6/2004 Tomchak

1 Claim, 3 Drawing Sheets



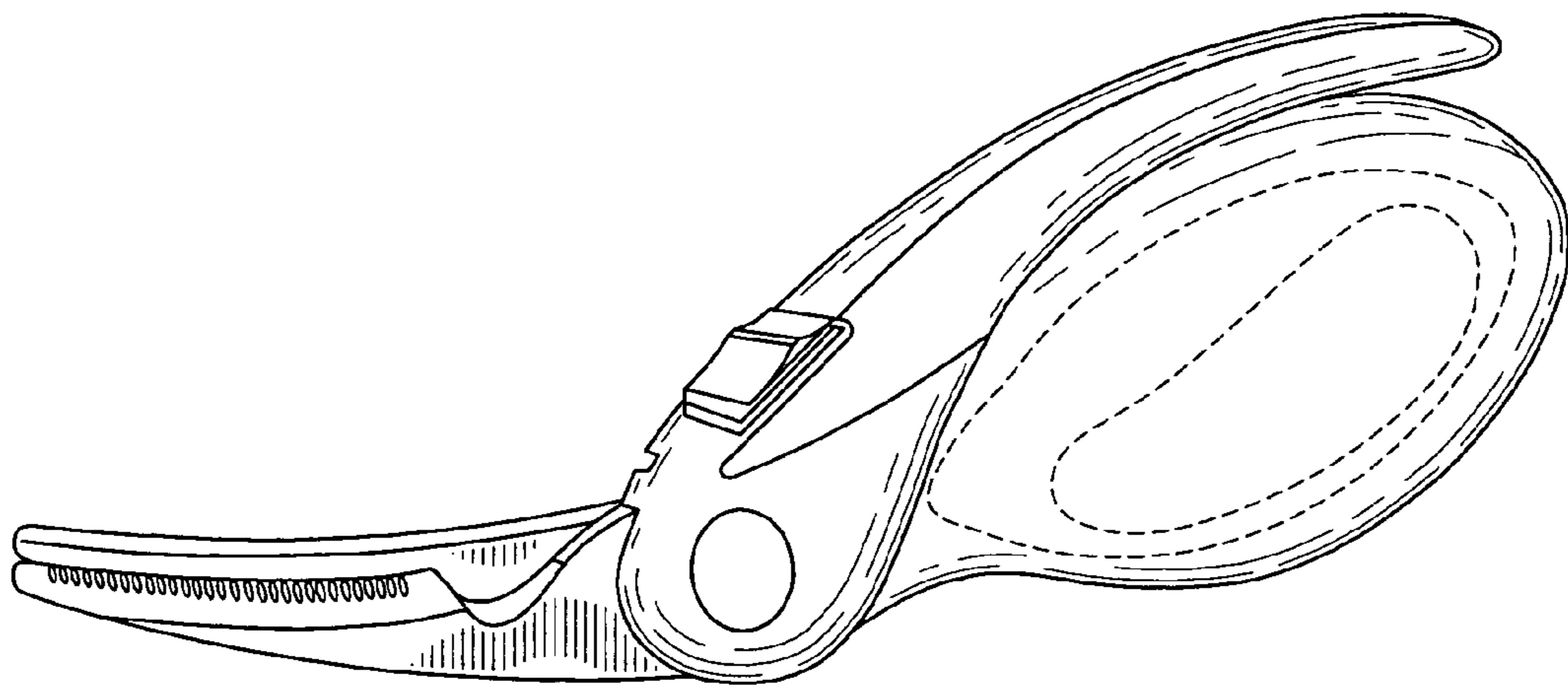


FIG-1

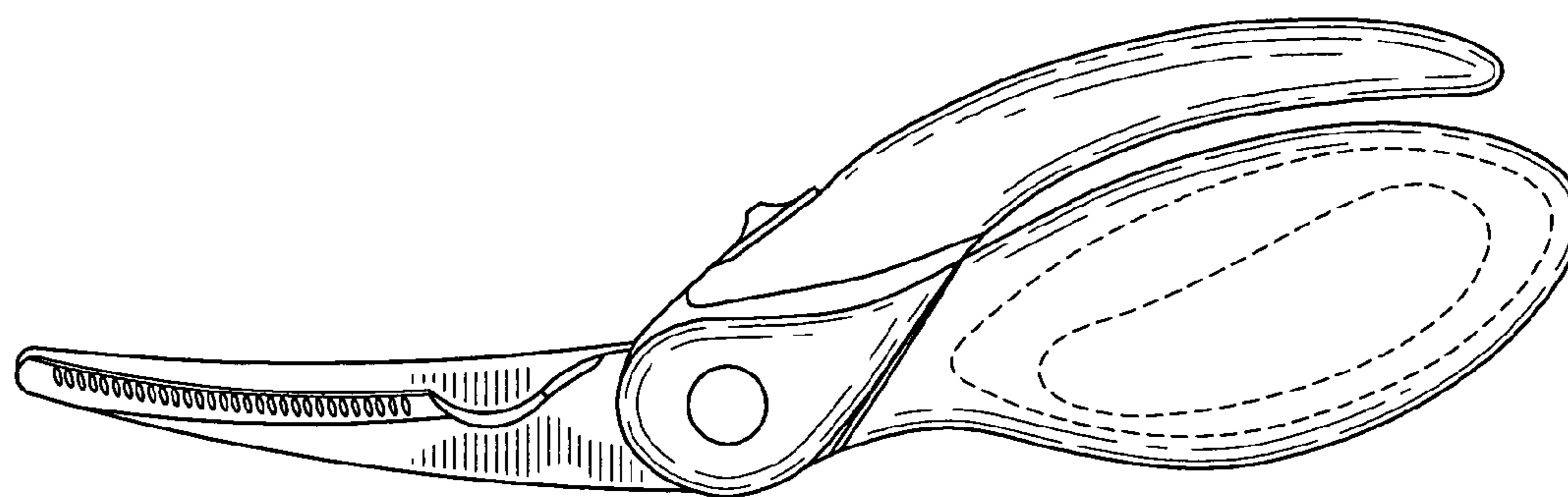


FIG-2

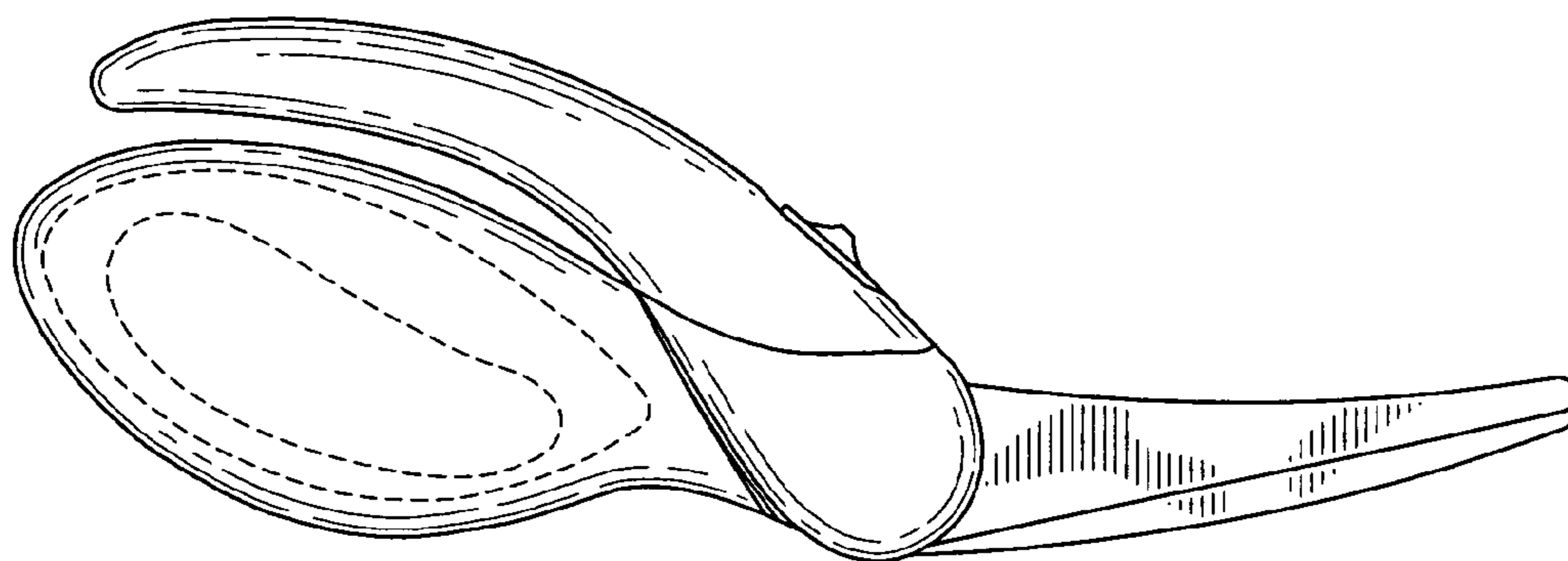


FIG-3

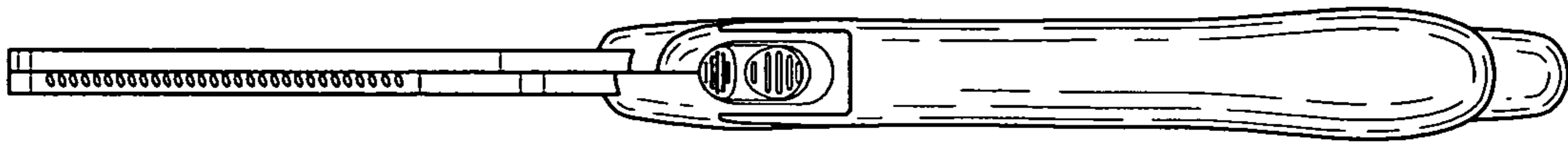


FIG-4




FIG-5

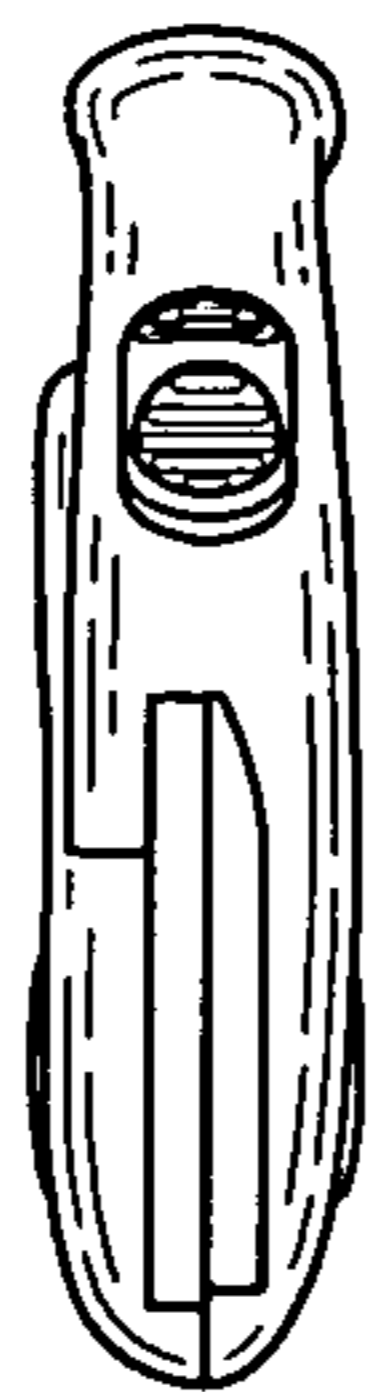


FIG-6



FIG-7