



US00D584119S

(12) **United States Design Patent**
Manzanares

(10) **Patent No.:** **US D584,119 S**

(45) **Date of Patent:** **** Jan. 6, 2009**

(54) **TAPERED SHEETROCK MUD KNIFE**

(76) **Inventor:** **Jim Manzanares**, 1186 Fifth St., Norco,
CA (US) 92860

(**) **Term:** **14 Years**

(21) **Appl. No.:** **29/292,662**

(22) **Filed:** **Oct. 24, 2007**

(51) **LOC (9) Cl.** **08-05**

(52) **U.S. Cl.** **D8/45**

(58) **Field of Classification Search** D8/14,
D8/45; D32/41, 46; 15/235.4, 235.5, 235.6,
15/235.7, 236.01

See application file for complete search history.

(56) **References Cited**

U.S. PATENT DOCUMENTS

D56,574	S	*	11/1920	Waters	D8/45
1,512,920	A		10/1924	Galvin		
2,725,740	A		12/1955	Borgstrom		
3,078,491	A		2/1963	Ames		
3,774,252	A	*	11/1973	Cantales	7/105
4,217,673	A		8/1980	Pearson		
4,817,229	A		4/1989	Sedillo		
4,919,604	A		4/1990	Wilson		
D307,862	S	*	5/1990	Masotta	D8/45
5,008,970	A	*	4/1991	Tsai	15/236.01
5,063,627	A		11/1991	Marra		
5,440,777	A	*	8/1995	Olivieri	15/236.01
D366,405	S	*	1/1996	Stevens	D8/45
5,920,946	A		7/1999	McCarten		
5,956,799	A		9/1999	Panaccione et al.		
D416,453	S	*	11/1999	Egan	D8/45

6,085,424	A	*	7/2000	Mai	30/169
6,668,751	B1	*	12/2003	Henke	116/200
D498,124	S	*	11/2004	Mitchell	D8/45
D533,417	S	*	12/2006	Jones	D8/45
2005/0097697	A1	*	5/2005	Nistico	15/235.4

* cited by examiner

Primary Examiner—Philip S Hyder

(74) *Attorney, Agent, or Firm*—Kirk A. Buhler; Buhler & Associates

(57) **CLAIM**

The ornamental design for a tapered sheetrock mud knife, as shown and described.

DESCRIPTION

FIG. 1 is a bottom isometric view of a tapered sheetrock mud knife showing my new design.

FIG. 2 is a top view of a preferred embodiment

FIG. 3 is a front view thereof.

FIG. 4 is a bottom view thereof.

FIG. 5 is a right side view thereof.

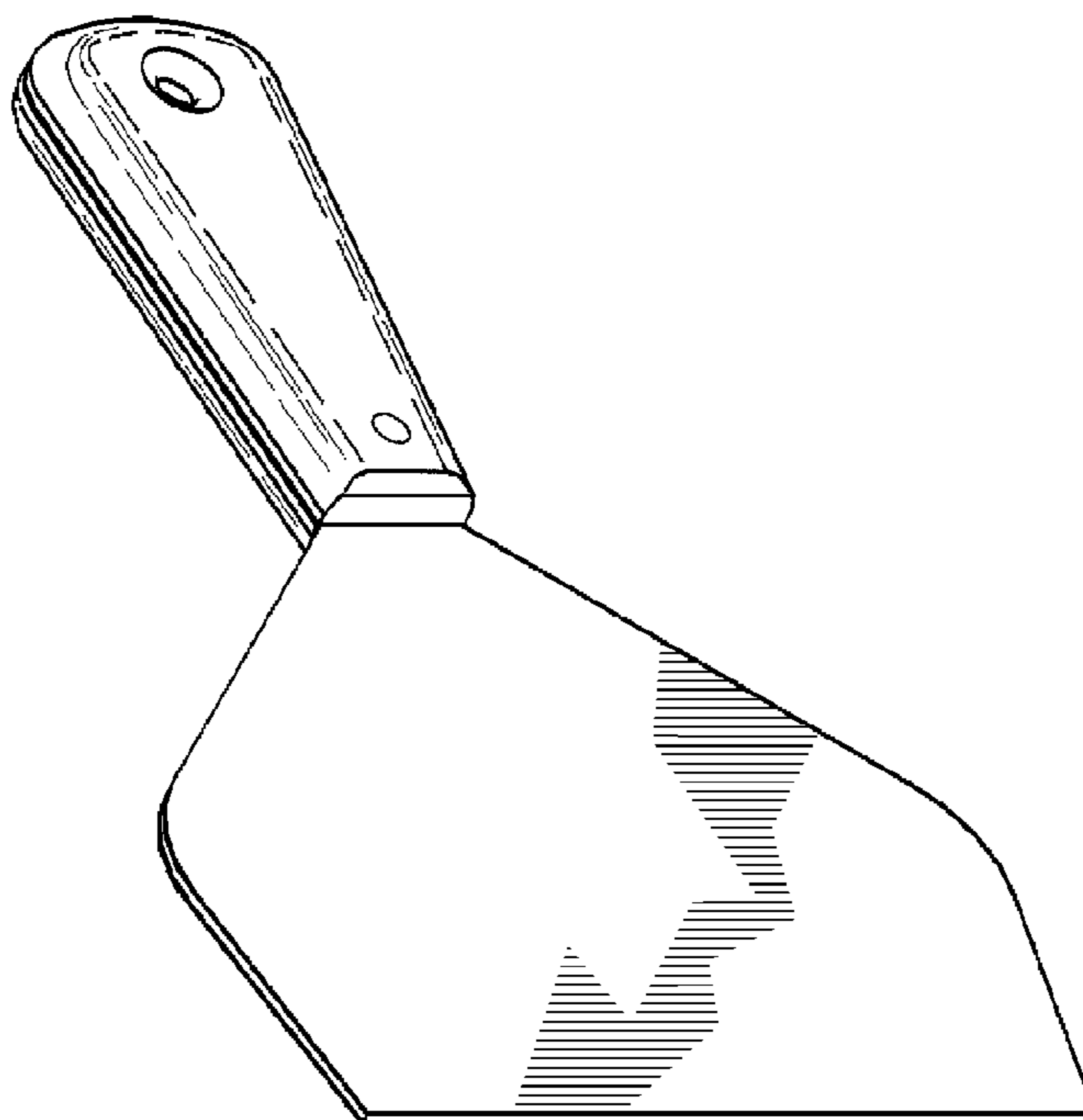
FIG. 6 is a back view thereof.

FIG. 7 is a left side view thereof; and,

FIG. 8 is a top isometric view with the tapered sheetrock mud knife placed in a tapered mud pan.

The broken line showing of the tapered mud pan in FIG. 8 is illustrative of environment, and forms no part of the claimed design.

1 Claim, 4 Drawing Sheets



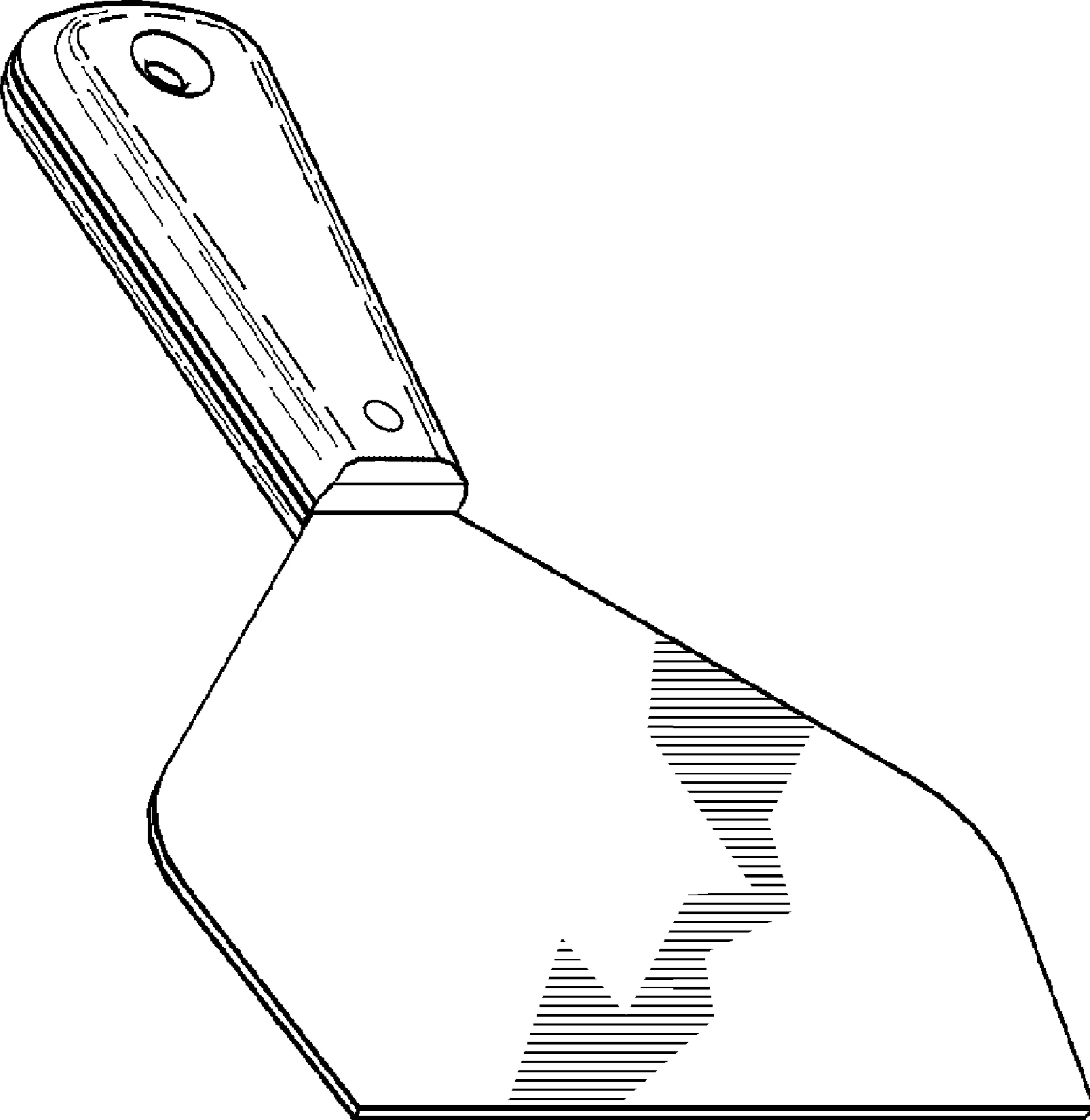


FIG. 1

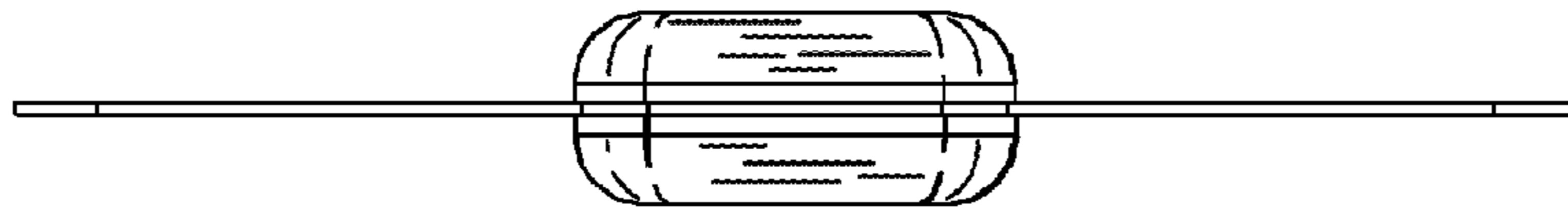


FIG. 2

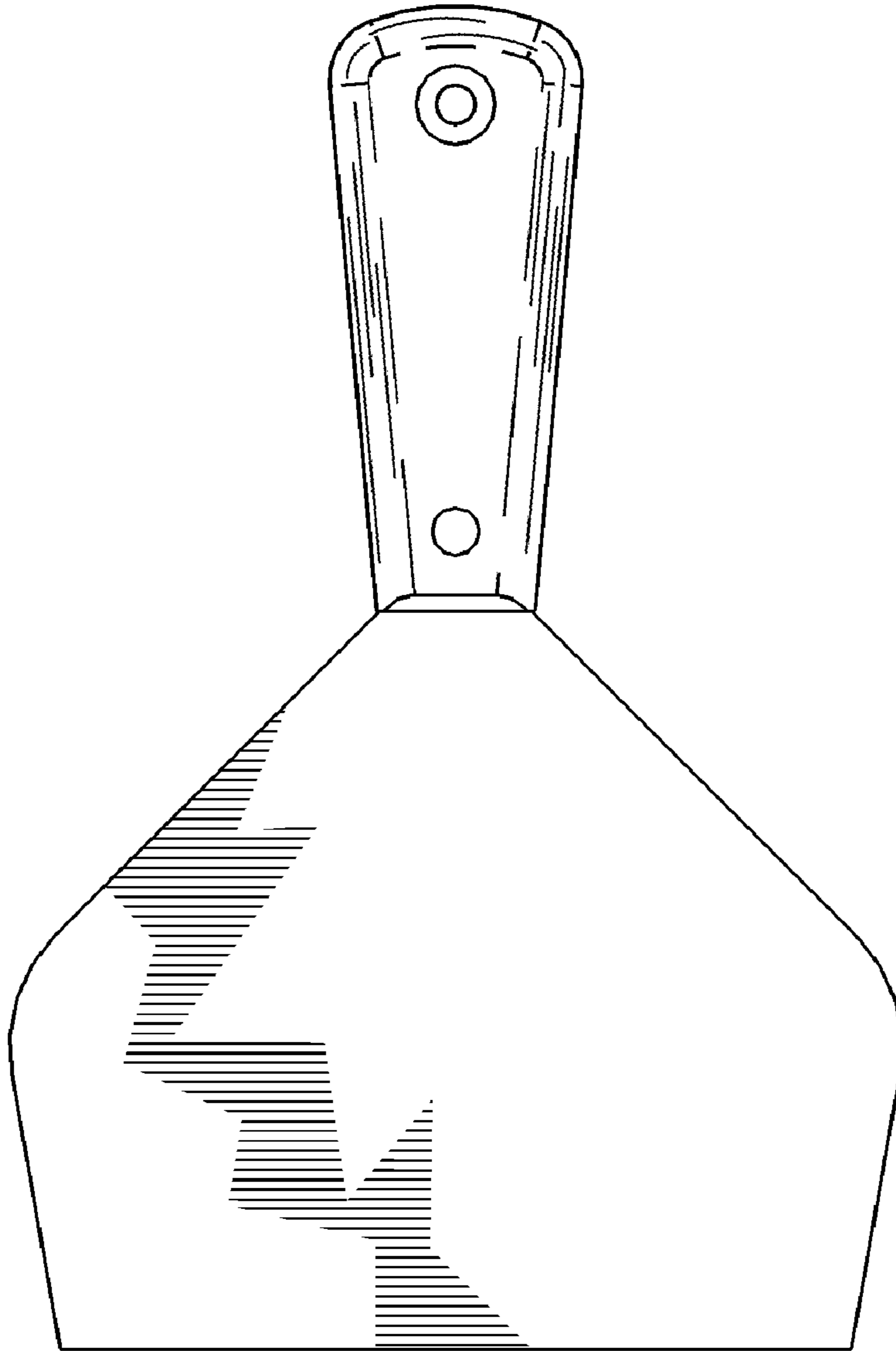


FIG. 3




FIG. 4

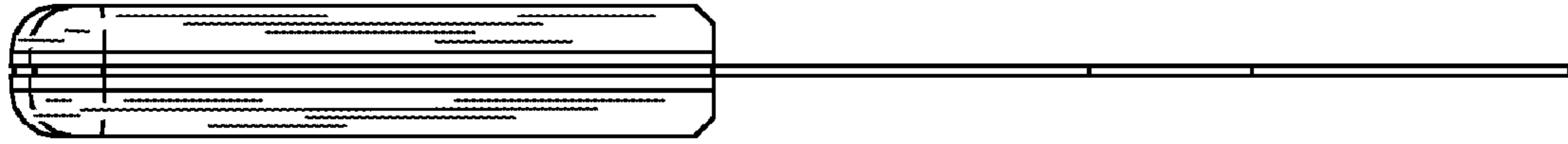


FIG. 5

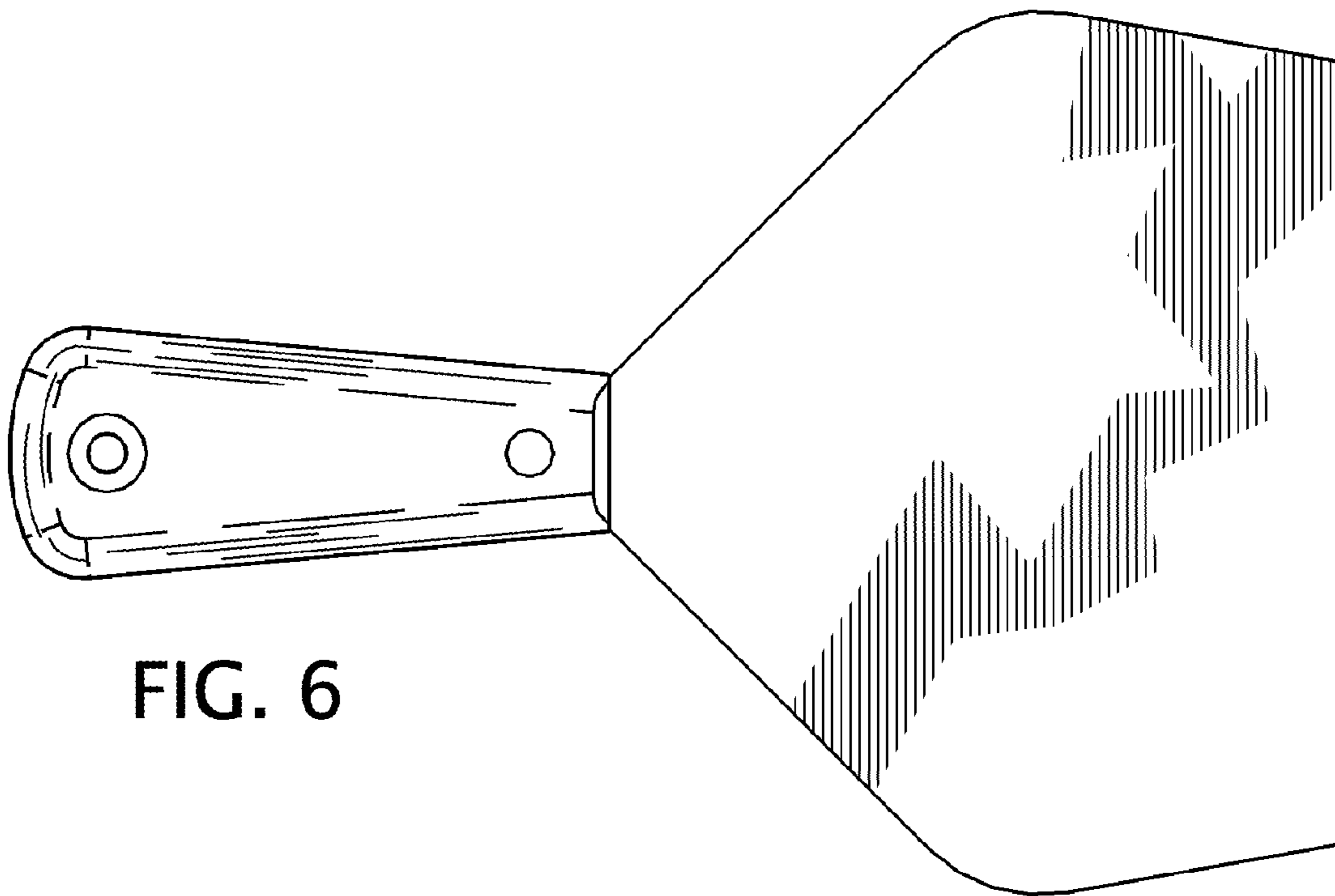


FIG. 6

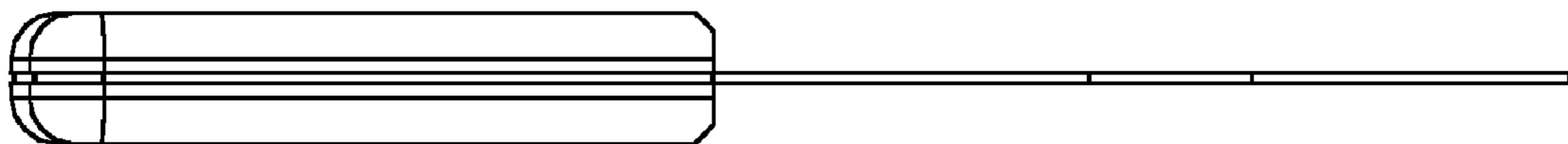


FIG. 7

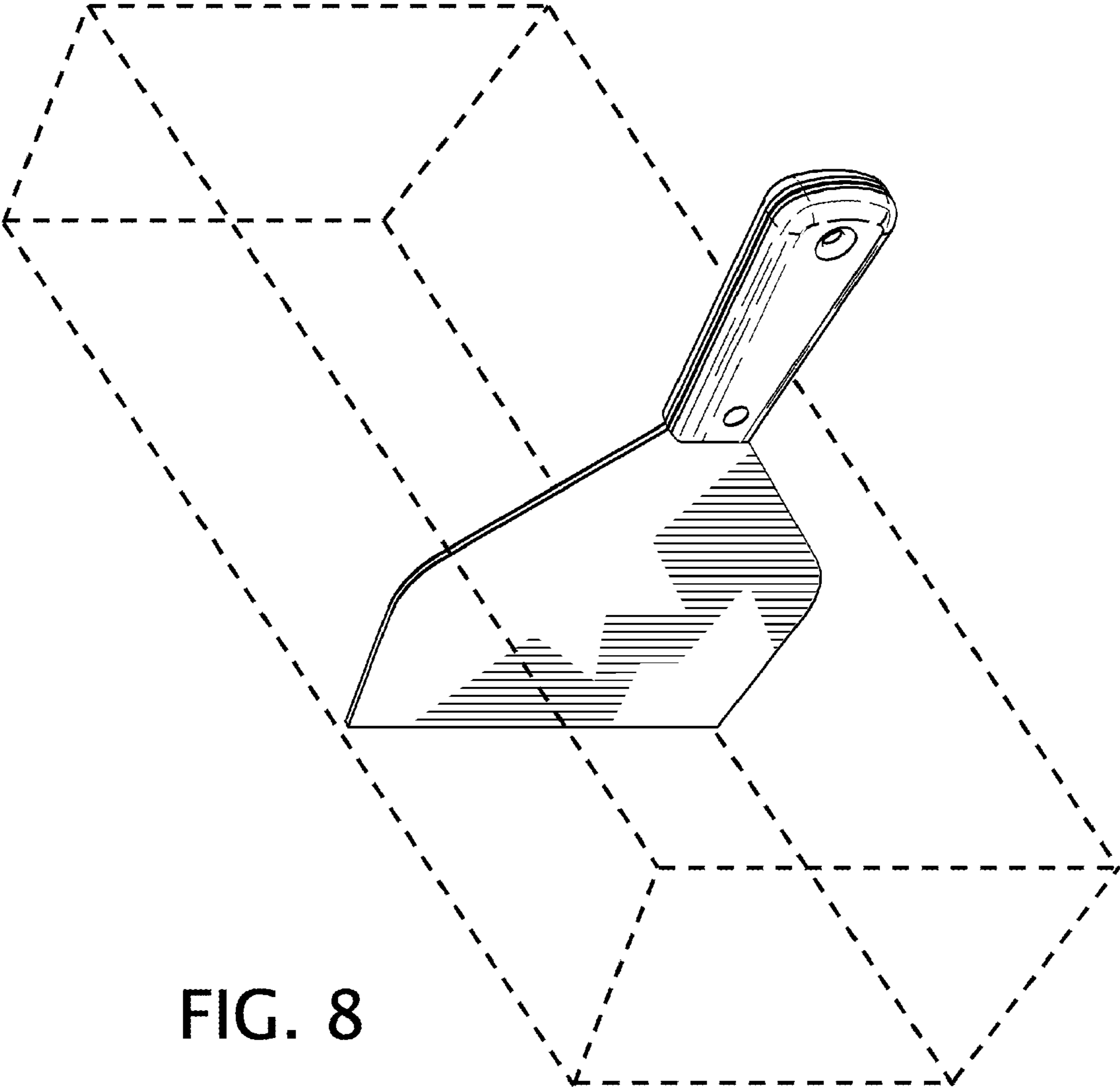


FIG. 8