



US00D584118S

(12) **United States Design Patent**
Halstead

(10) **Patent No.:** **US D584,118 S**
(45) **Date of Patent:** **** Jan. 6, 2009**

(54) **SCREWDRIVER FOR STRONG-DRIVE
SCREWS WITH QUICK DISCONNECT**

(76) Inventor: **David Halstead**, 5273 Alpine Meadows
St., Alta Loma, CA (US) 91737

(**) Term: **14 Years**

(21) Appl. No.: **29/291,525**

(22) Filed: **Aug. 30, 2007**

(51) **LOC (9) Cl.** **08-05**

(52) **U.S. Cl.** **D8/29**

(58) **Field of Classification Search** D8/17,
D8/21-29, 52, 55, 81-87, 102-107, 98, 99,
D8/93, 94; 81/119, 121.1, 86, 124.2, 125,
81/125.1, 176.1, 176.2, 177.1, 177.2, 177.3,
81/177.85, 124.3, 124.7, 176.3, 179, 160,
81/3.57, 3.55, 58.4, 186, 58.3, 300, 58.1,
81/60-63.2, 165-170, 110.1, 124.6, 176.15,
81/121.7, 436, 437, 418, 166, 177.8, 177.9,
81/185.1, 3.4, 177.4, 492, 57, 58, 13, 177.7,
81/490, 415-423, 427.5, 488, 489; 140/119;
16/422, 186, 429

See application file for complete search history.

(56) **References Cited**

U.S. PATENT DOCUMENTS

D142,054 S * 8/1945 Young D8/29
3,935,762 A * 2/1976 Tudisco 81/177.85

4,246,811 A * 1/1981 Bondhus et al. 81/436
4,602,534 A * 7/1986 Moetteli 81/177.85
5,950,507 A * 9/1999 Wolfe 81/177.2
6,032,556 A * 3/2000 Hu 81/436
6,530,299 B1 * 3/2003 Liu 81/451
6,860,178 B2 * 3/2005 Wang 81/177.2
7,018,298 B1 * 3/2006 Chiou 464/159
D526,546 S * 8/2006 Jirele et al. D8/29
2004/0214646 A1 * 10/2004 Chiou 464/158

* cited by examiner

Primary Examiner—Raphael Barkai

Assistant Examiner—Randall H Gholson

(57) **CLAIM**

The ornamental design for a “screwdriver for strong-drive screws with quick disconnect,” as shown and described.

DESCRIPTION

FIG. 1 is a perspective view of a screwdriver for strong-drive screws with quick disconnect, showing my new design;

FIG. 2 is a front elevational view thereof;

FIG. 3 is a rear elevational view thereof;

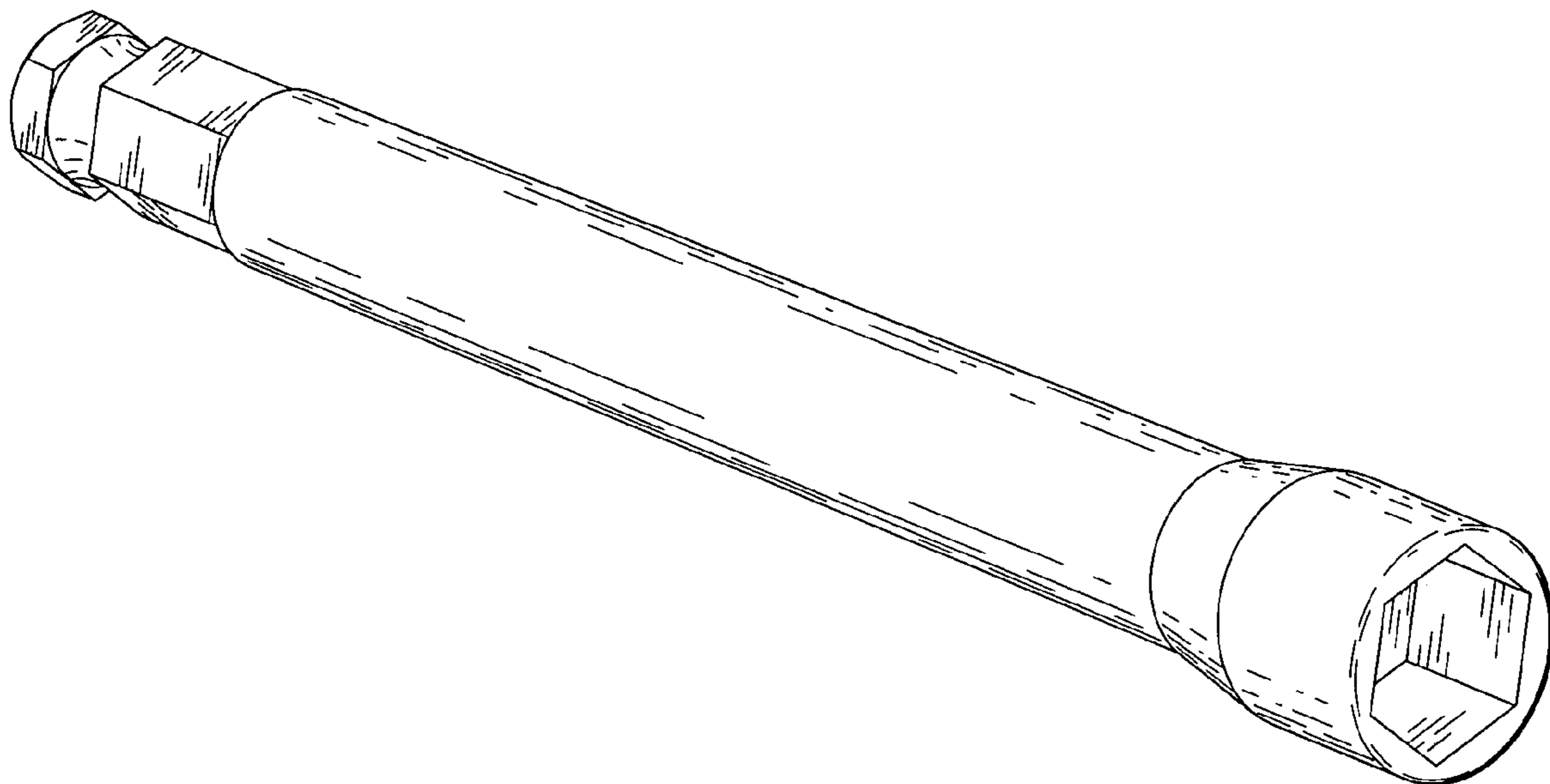
FIG. 4 is a left side elevational view thereof

FIG. 5 is a right side elevational view thereof;

FIG. 6 is a top plan view thereof; and,

FIG. 7 is a bottom plan view thereof.

1 Claim, 2 Drawing Sheets



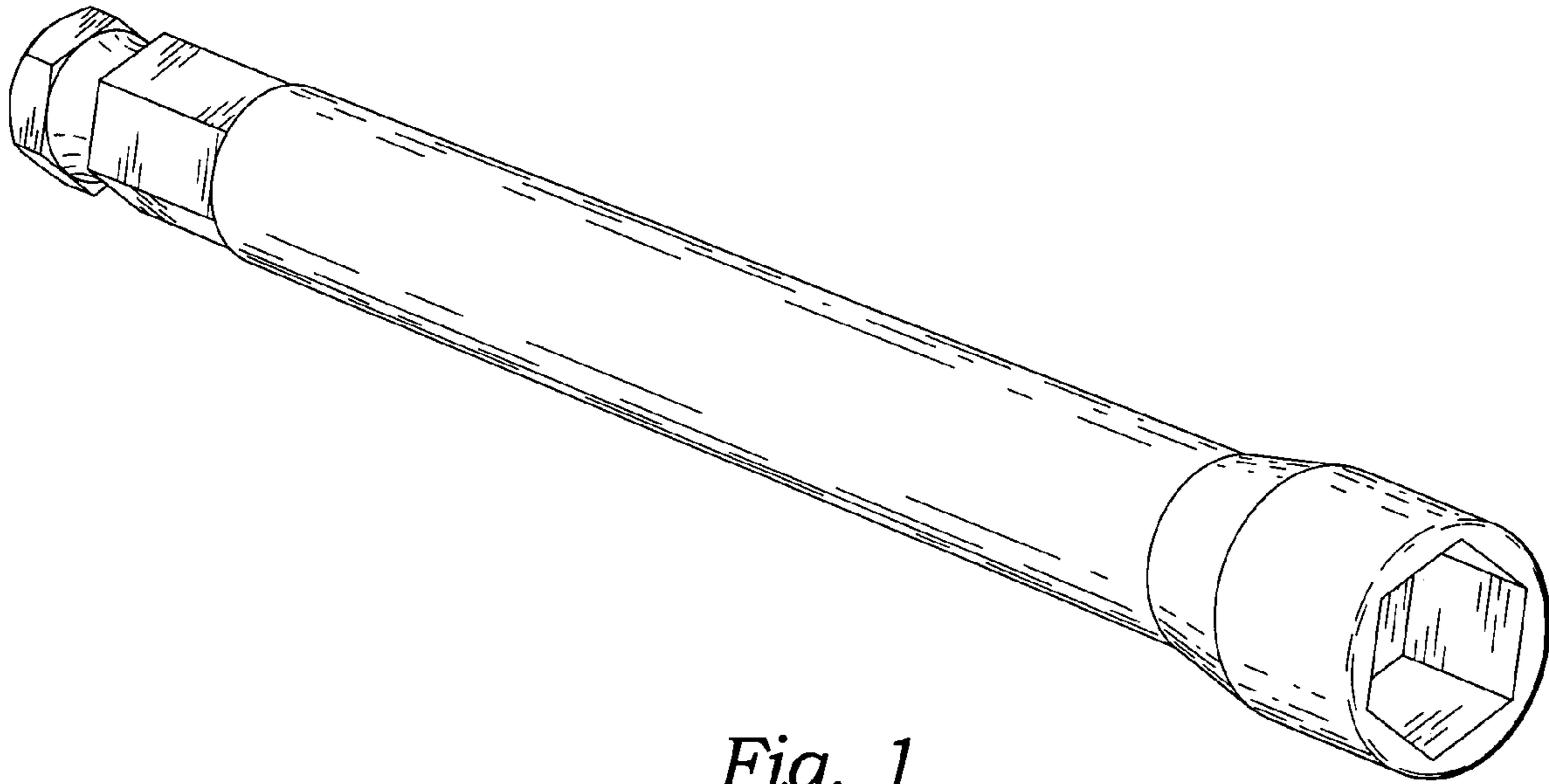


Fig. 1

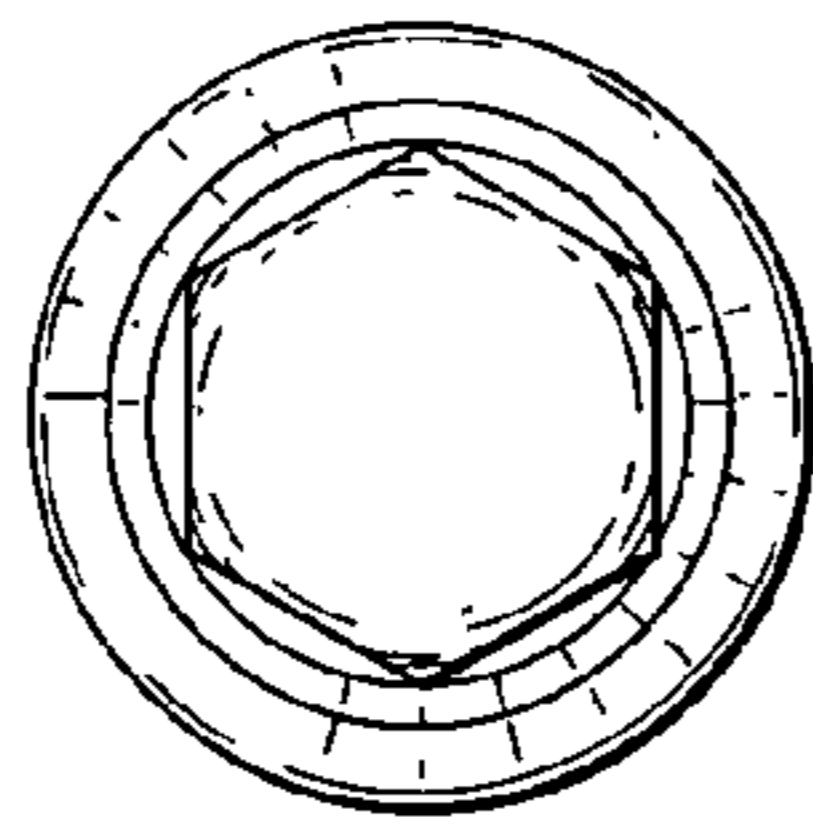


Fig. 2

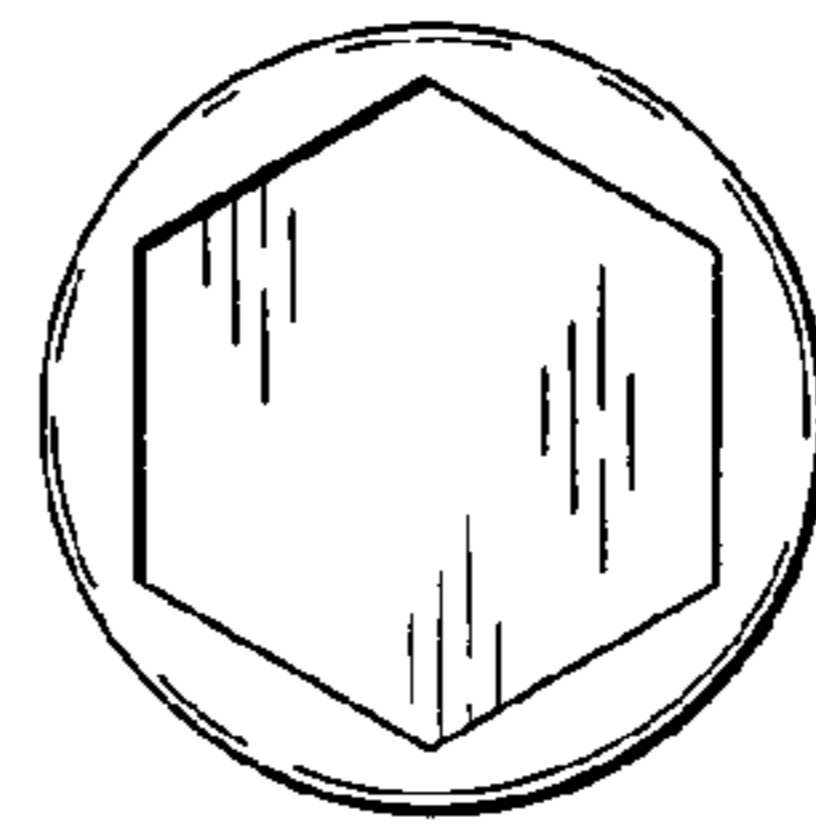


Fig. 3

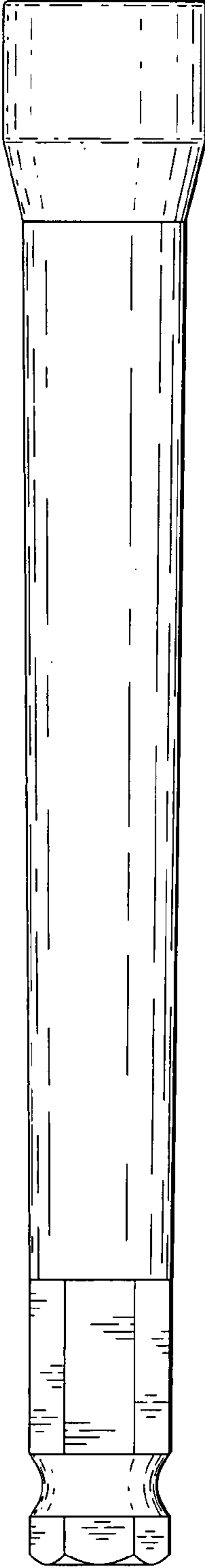


Fig. 4

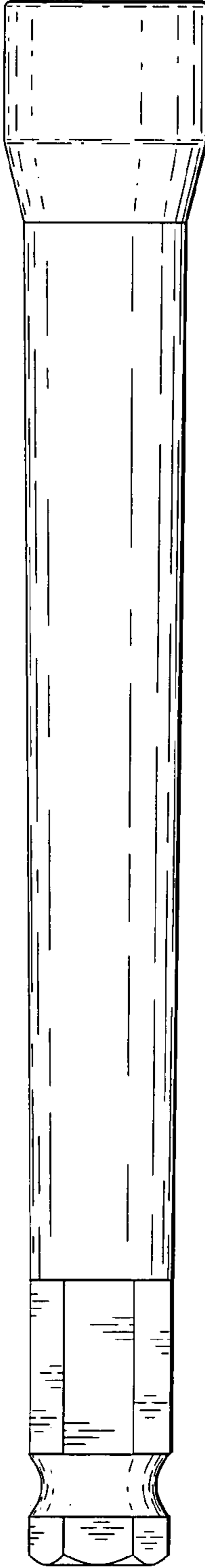


Fig. 5

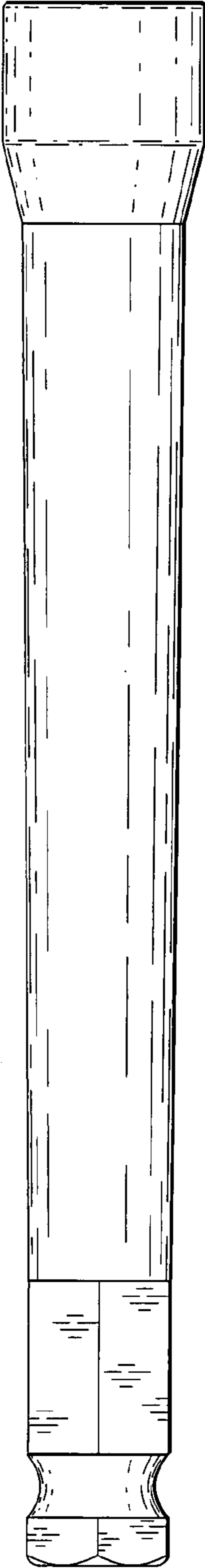


Fig. 6

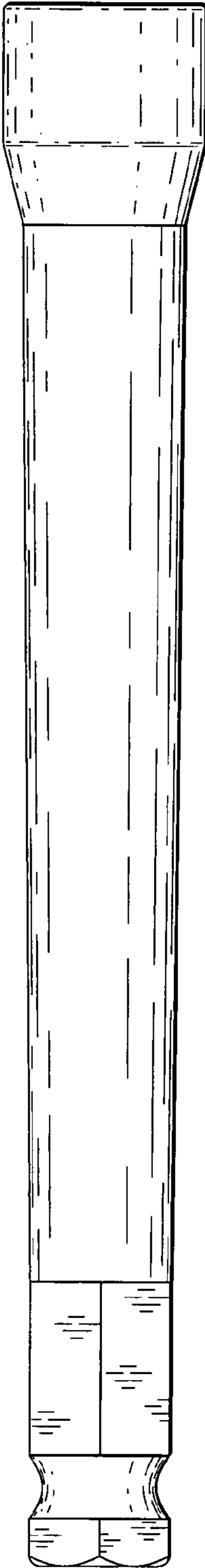


Fig. 7