



US00D584107S

(12) **United States Design Patent**
George

(10) **Patent No.:** **US D584,107 S**
(45) **Date of Patent:** **** Jan. 6, 2009**

(54) **TUMBLER**

(75) **Inventor:** **Sarah Danger George**, Seattle, WA
(US)

(73) **Assignee:** **Pacific Market International, LLC**,
Seattle, WA (US)

(**) **Term:** **14 Years**

(21) **Appl. No.:** **29/278,429**

(22) **Filed:** **Mar. 29, 2007**

(51) **LOC (9) Cl.** **07-01**

(52) **U.S. Cl.** **D7/510; D7/511; D7/523**

(58) **Field of Classification Search** D7/500,
D7/509, 510, 523, 511, 392.1, 900, 608;
62/56; 215/11.6, 387, 307, DIG. 7; 220/703,
220/592.16, 592.17, 713, 784; D9/516, 519,
D9/523, 530, 541, 542, 549; D34/1; D24/197
See application file for complete search history.

(56) **References Cited**

U.S. PATENT DOCUMENTS

D228,218 S *	8/1973	Achenbach	D7/523
D399,425 S *	10/1998	Ramsey	D9/776
D403,963 S *	1/1999	Ramsey	D9/776
D408,221 S *	4/1999	Asberg	D7/511
D437,229 S *	2/2001	Andrew	D9/516
D448,244 S *	9/2001	Thomas	D7/510
D460,894 S *	7/2002	Ziegenfus et al.	D7/523
D513,590 S *	1/2006	Westphal	D9/504
D519,784 S *	5/2006	Karp	D7/523
D547,122 S *	7/2007	Gluck	D7/523
D554,433 S *	11/2007	Gluck	D7/523
D558,111 S *	12/2007	Banks, III	D12/194

D563,723 S *	3/2008	Gluck	D7/396.2
D563,725 S	3/2008	Alviar et al.		
D577,259 S *	9/2008	Seum et al.	D7/523

OTHER PUBLICATIONS

U.S. Appl. No. 29/305,601, filed Mar. 25, 2008, Watkins, Benjamin R. et al.
U.S. Appl. No. 29/317,522, filed Apr. 30, 2008, Richau, Jennie et al.
U.S. Appl. No. 29/319,852, filed Jun. 19, 2008, Richau, Jennie et al.
U.S. Appl. No. 29/278,431, filed Mar. 29, 2007, George, Sarah Danger.

* cited by examiner

Primary Examiner—Cynthia Underwood

(74) *Attorney, Agent, or Firm*—Davis Wright Tremaine LLP;
George C. Rondeau, Jr.

(57) **CLAIM**

The ornamental design for a tumbler, as shown and described.

DESCRIPTION

FIG. 1 is a front perspective view of a tumbler showing my new design.

FIG. 2 is a front elevational view thereof.

FIG. 3 is a rear elevational view thereof.

FIG. 4 is a right side elevational view thereof.

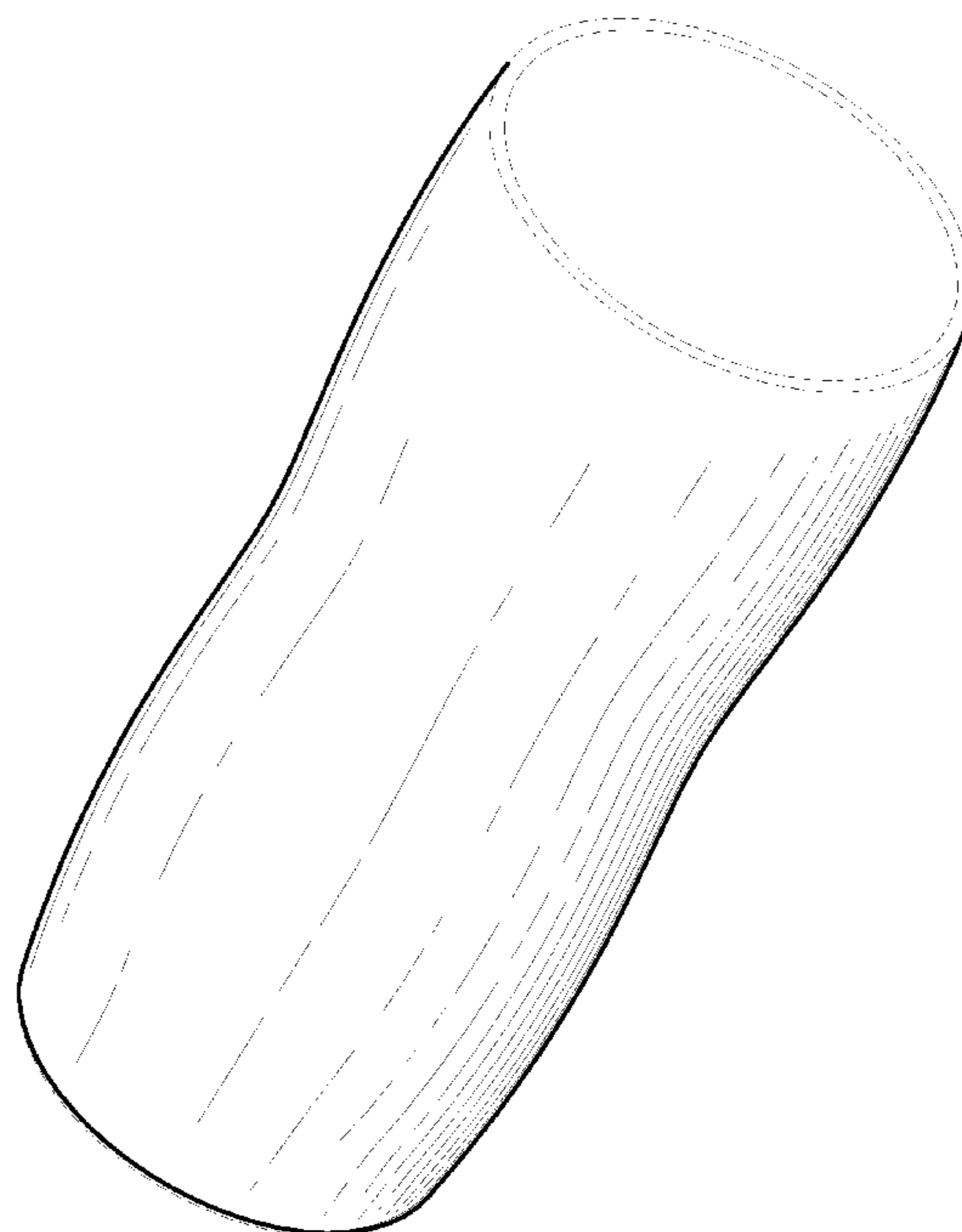
FIG. 5 is a left side elevational view thereof.

FIG. 6 is a top plan view thereof; and,

FIG. 7 is a bottom plan view thereof.

The broken lines represent portions of the tumbler that form no part of the claim.

1 Claim, 4 Drawing Sheets



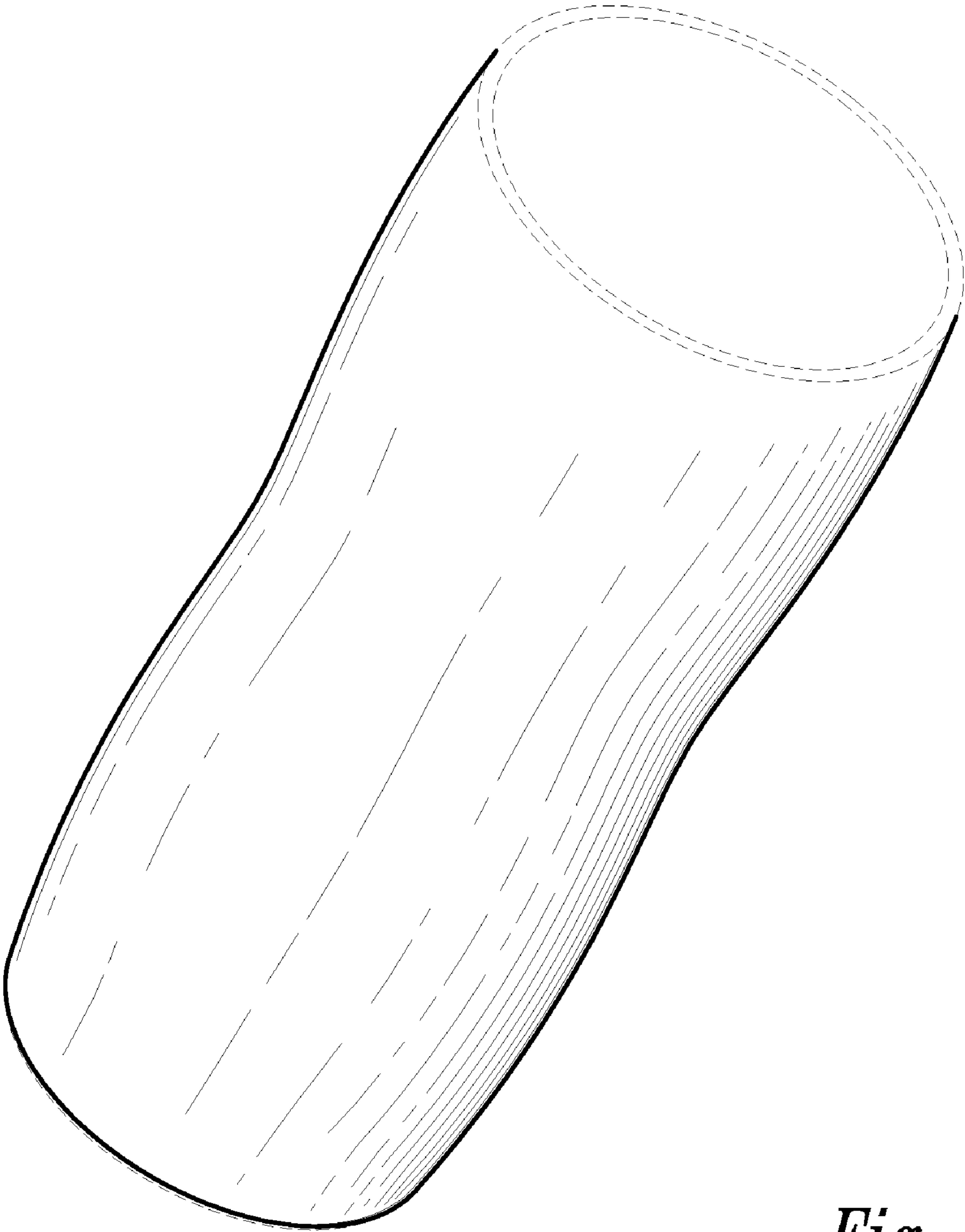


Fig. 1

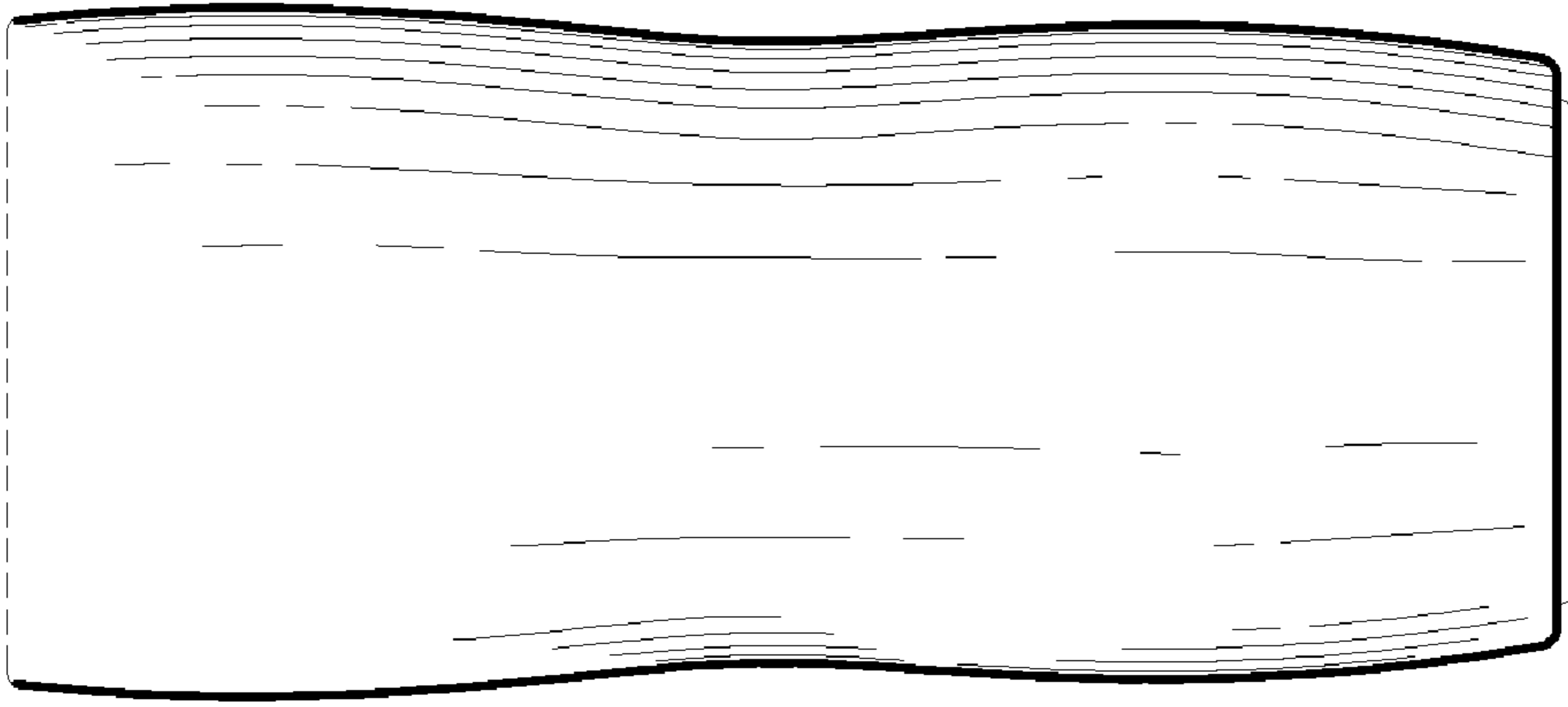


Fig. 2




Fig. 3

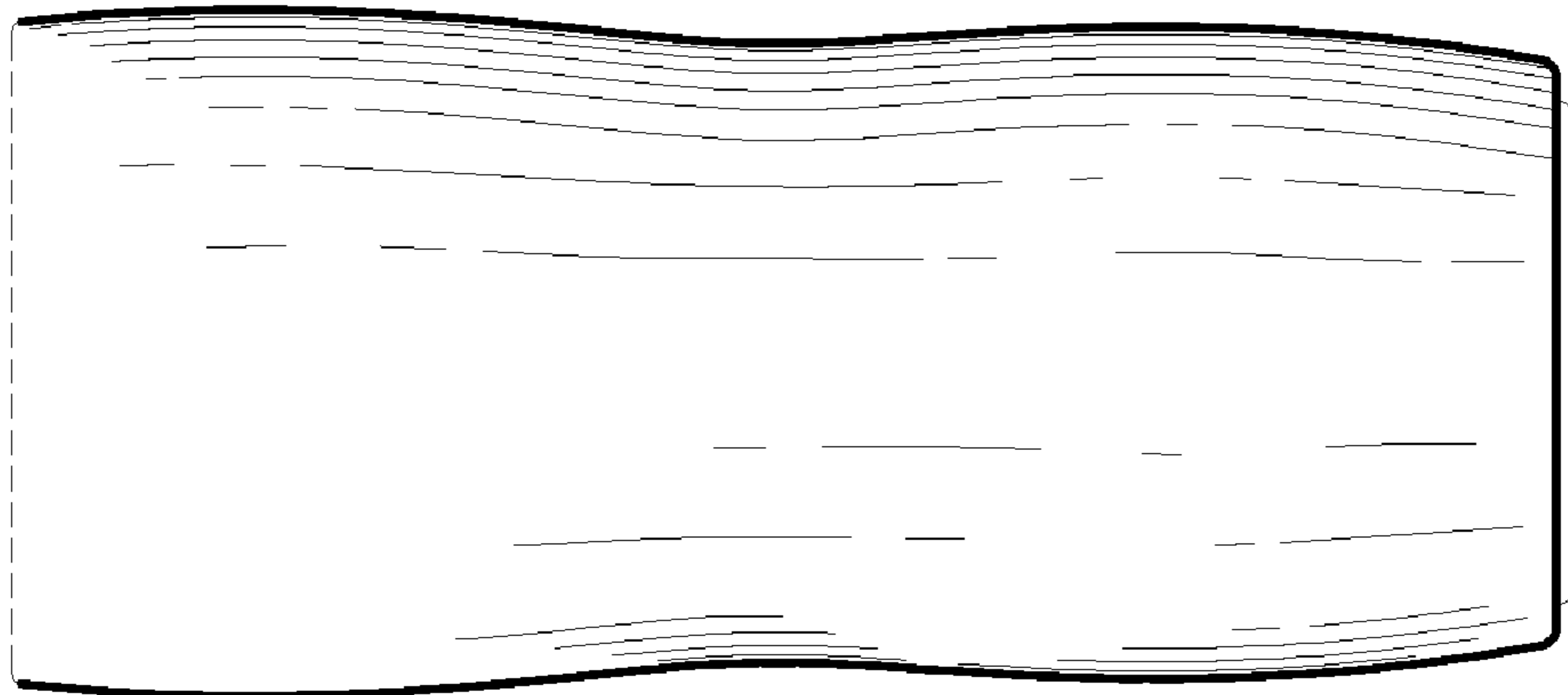


Fig. 4




Fig. 5

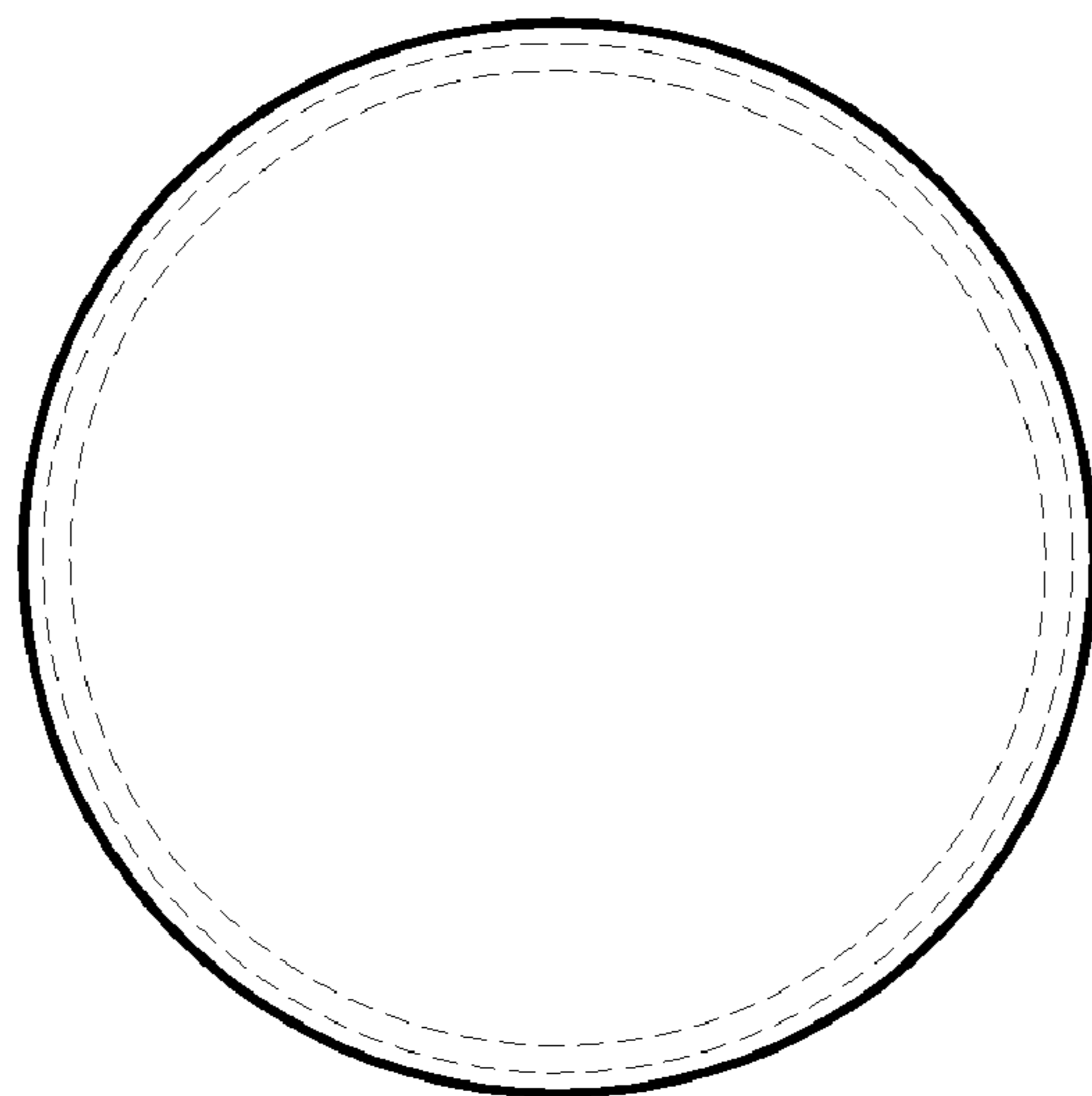


Fig. 6

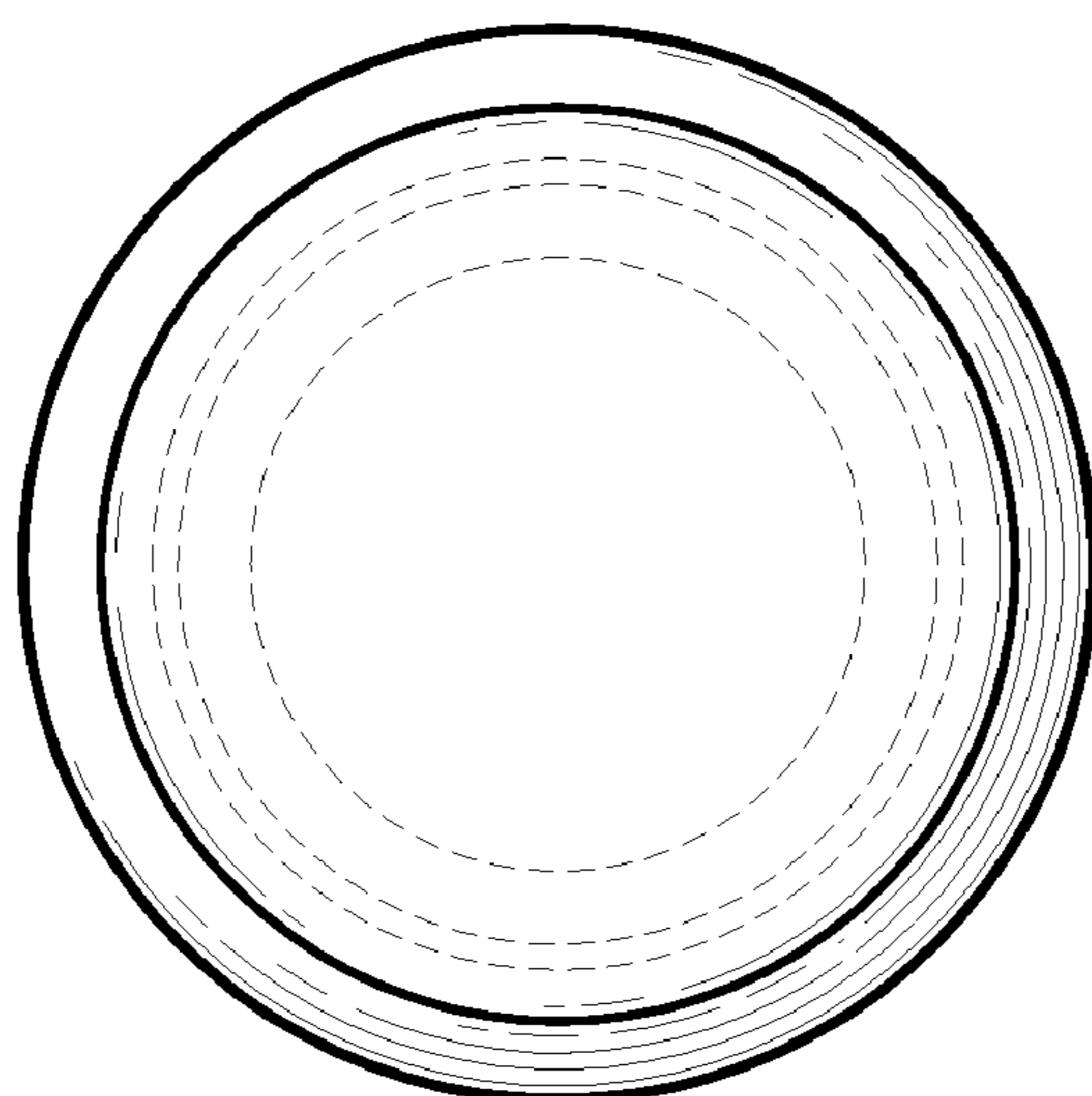


Fig. 7