



US00D584106S

(12) **United States Design Patent**
Wong

(10) **Patent No.:** **US D584,106 S**
(45) **Date of Patent:** **** Jan. 6, 2009**

(54) **LID ASSEMBLY WITH RECLOSABLE DRINK OPENING**

D295,831 S * 5/1988 Urion D9/438
5,086,941 A * 2/1992 English et al. 220/345.2

(75) Inventor: **Joseph Chuek Mau Wong**, Daly City, CA (US)

(Continued)

(73) Assignee: **Double Team Inc.**, Daly City, CA (US)

FOREIGN PATENT DOCUMENTS

(**) Term: **14 Years**

FR 2295889 7/1976

(21) Appl. No.: **29/318,455**

(Continued)

(22) Filed: **May 20, 2008**

Primary Examiner—Philip S Hyder
Assistant Examiner—Cynthia Underwood
(74) *Attorney, Agent, or Firm*—Pinnacle Patent Law Group

Related U.S. Application Data

(63) Continuation of application No. 29/305,315, filed on Mar. 18, 2008.

(51) **LOC (9) Cl.** **07-01**

(52) **U.S. Cl.** **D7/396.2; D9/447**

(58) **Field of Classification Search** D7/396.2, D7/396.1, 387, 900, 396; D9/435, 455, 434, D9/449, 445, 438, 441, 439, 436, 443, 447; 206/807; 215/235, 237; 220/254.1, 254.3, 220/345.3, 254.6, 270; D20/28; 222/480
See application file for complete search history.

(57) **CLAIM**

The ornamental design for a lid assembly with a reclosable drink opening, substantially as shown and described.

DESCRIPTION

FIG. 1 is a top perspective view of the lid assembly of this invention partially obscured by the sliding member thereof which is shown in its open position in broken lines;

FIG. 2 is a top perspective view of the lid assembly of this invention with the sliding member thereof which is shown in its closed position in broken lines;

FIG. 3 is a top view of the lid assembly of FIG. 2, where broken lines representing an overhanging lip portion of the lid assembly near a drink opening illustrated in other views have been removed in order to show the full claim;

FIG. 4 is a top perspective view of the cover element of the lid assembly of this invention with sliding member omitted;

FIG. 5 is a bottom perspective view of the cover element of the lid assembly of FIG. 4; and,

FIG. 6 is a front view of the cover element of FIG. 4.

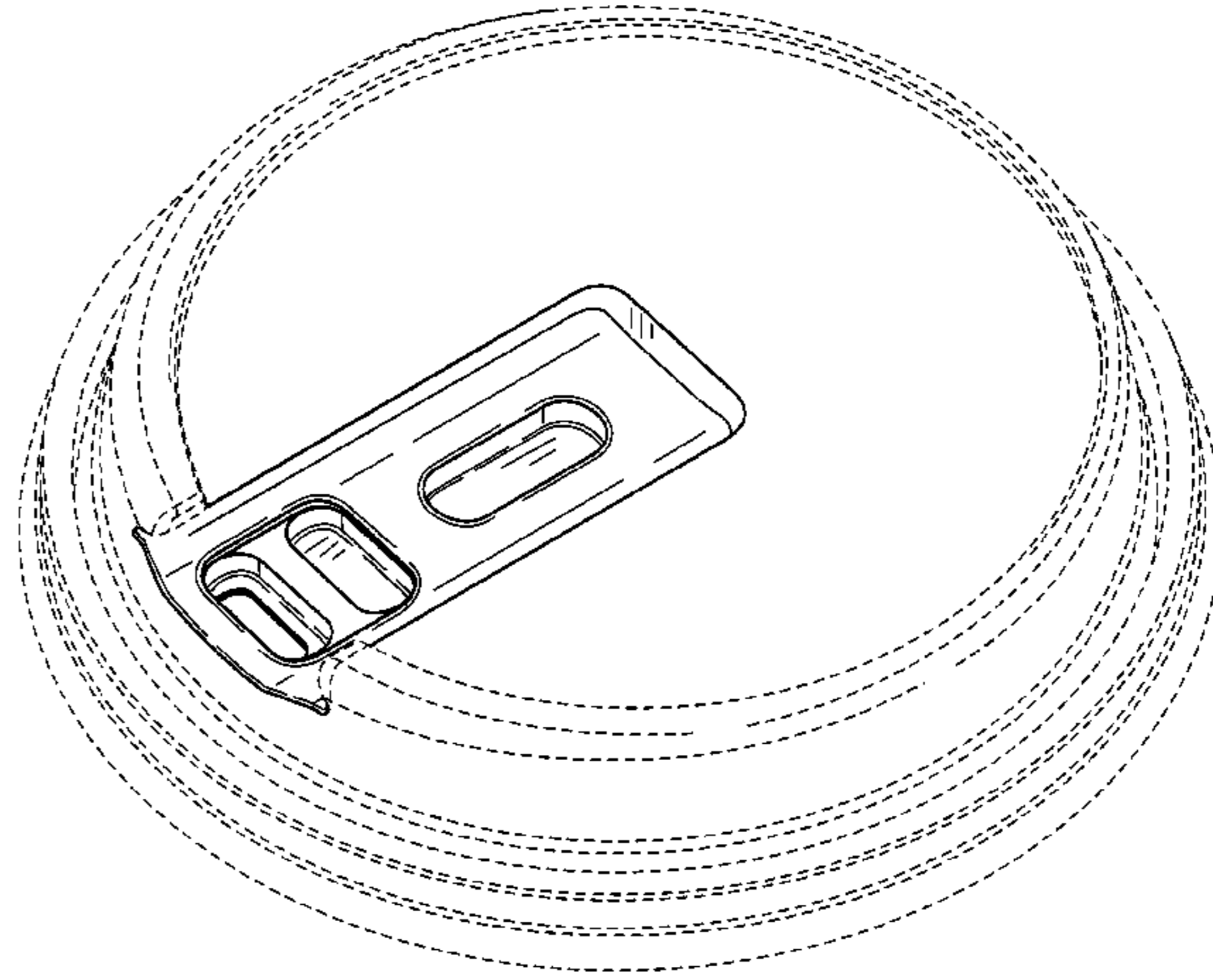
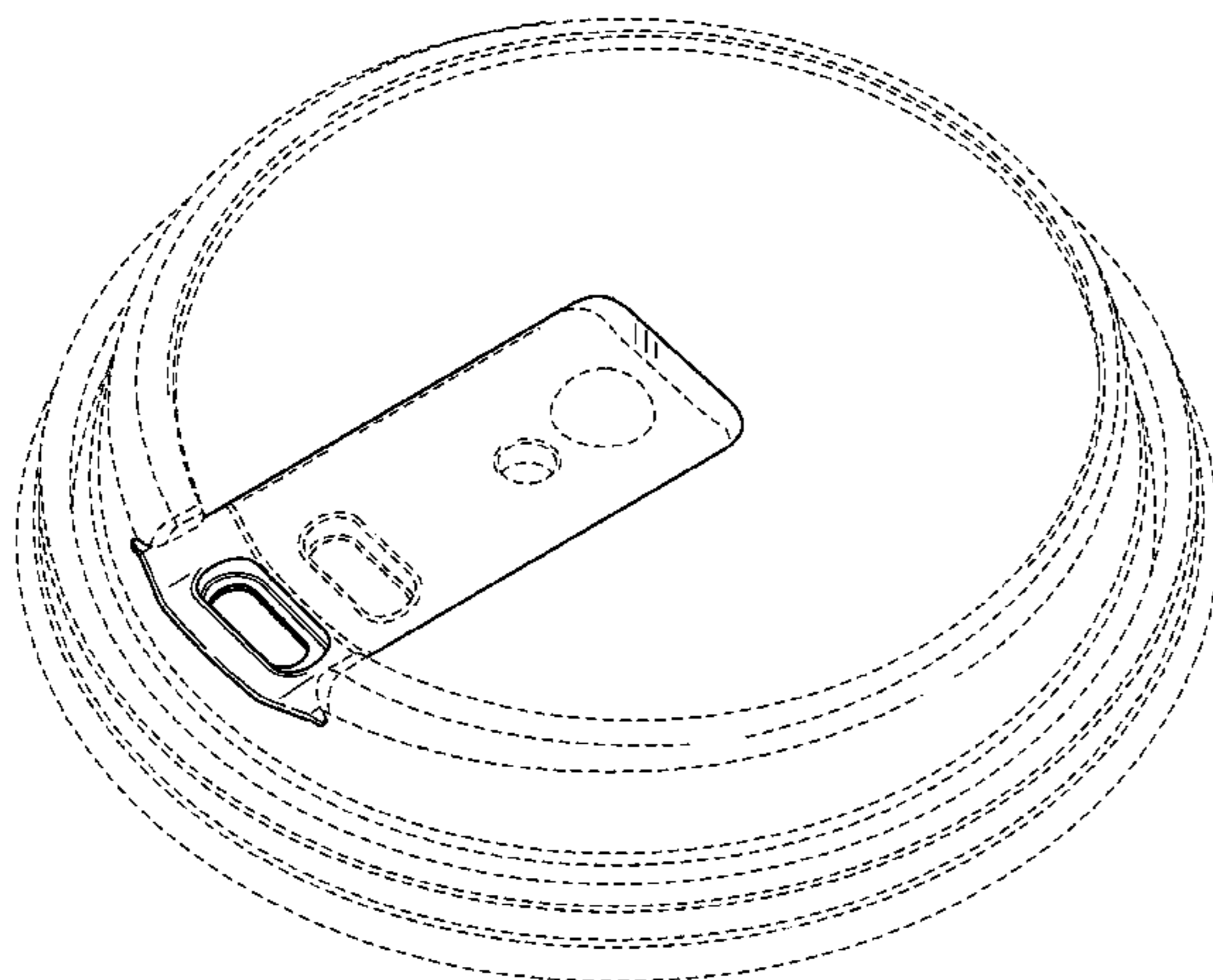
The portions shown in broken lines are included to show environment in which the item is used and form no part of the claimed design.

(56) **References Cited**

U.S. PATENT DOCUMENTS

2,475,896	A	7/1949	Husted	
2,480,733	A	8/1949	Hermani	
3,174,661	A	3/1965	Speicher	
D204,574	S *	4/1966	Harvey	D9/438
3,938,690	A	2/1976	Butler	
4,057,167	A	11/1977	Lee	
4,127,212	A	11/1978	Waterbury	
4,170,724	A	10/1979	Waterbury	
D261,364	S *	10/1981	Smyth	D9/438
D268,250	S *	3/1983	Smyth	D9/438
D269,251	S *	6/1983	Fraze	D9/438
4,441,624	A	4/1984	Sokolowski	
D282,607	S *	2/1986	Palmer	D6/334

1 Claim, 5 Drawing Sheets



US D584,106 S

Page 2

U.S. PATENT DOCUMENTS

5,090,584 A 2/1992 Roberts et al.
5,197,624 A 3/1993 Dodaro
5,490,609 A 2/1996 Lane et al.
5,613,619 A 3/1997 Van Melle
5,699,927 A 12/1997 Lane et al.
5,947,323 A 9/1999 Freek et al.
D417,845 S 12/1999 Sadlier et al.
D418,363 S 1/2000 Barnes et al.
D422,213 S * 4/2000 Sedgeley D9/434
D426,771 S * 6/2000 Blow et al. D9/434
6,089,397 A 7/2000 Van Melle
6,260,727 B1 7/2001 Durdon
D447,412 S 9/2001 Durdon
6,354,454 B1 3/2002 Wong
D456,852 S * 5/2002 Maloney D20/22
6,505,753 B1 1/2003 Freek et al.
D476,566 S 7/2003 Smith et al.
D477,223 S 7/2003 Smith et al.
D478,006 S 8/2003 Smith et al.

6,612,456 B1 9/2003 Hundley et al.
D489,260 S 5/2004 Smith et al.
D493,718 S 8/2004 Durdon
6,783,019 B2 * 8/2004 Zettle et al. 220/254.3
6,889,860 B2 5/2005 Mazzarolo
6,929,143 B2 8/2005 Mazzarolo
6,948,633 B2 9/2005 Freek et al.
D513,419 S * 1/2006 Morrison et al. D20/28
D514,444 S 2/2006 Smith et al.
D514,445 S 2/2006 Smith et al.
D533,779 S 12/2006 Schmidtner et al.
D569,425 S * 5/2008 Law et al. D19/10
2005/0092749 A1 5/2005 Durdon
2006/0081633 A1 4/2006 Schmidtner et al.

FOREIGN PATENT DOCUMENTS

GB 239036 9/1925
GB 497184 4/1934

* cited by examiner

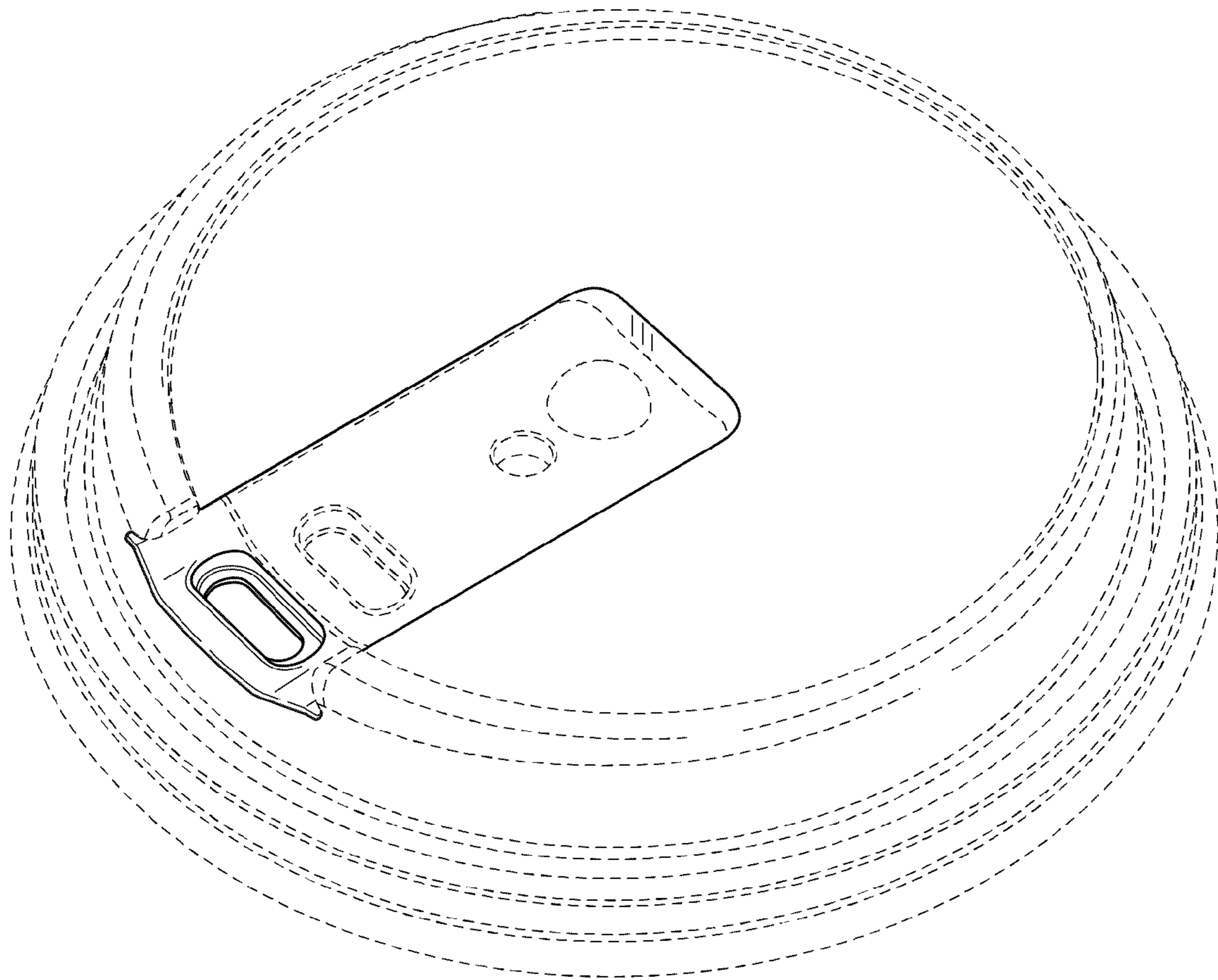


FIG. 1

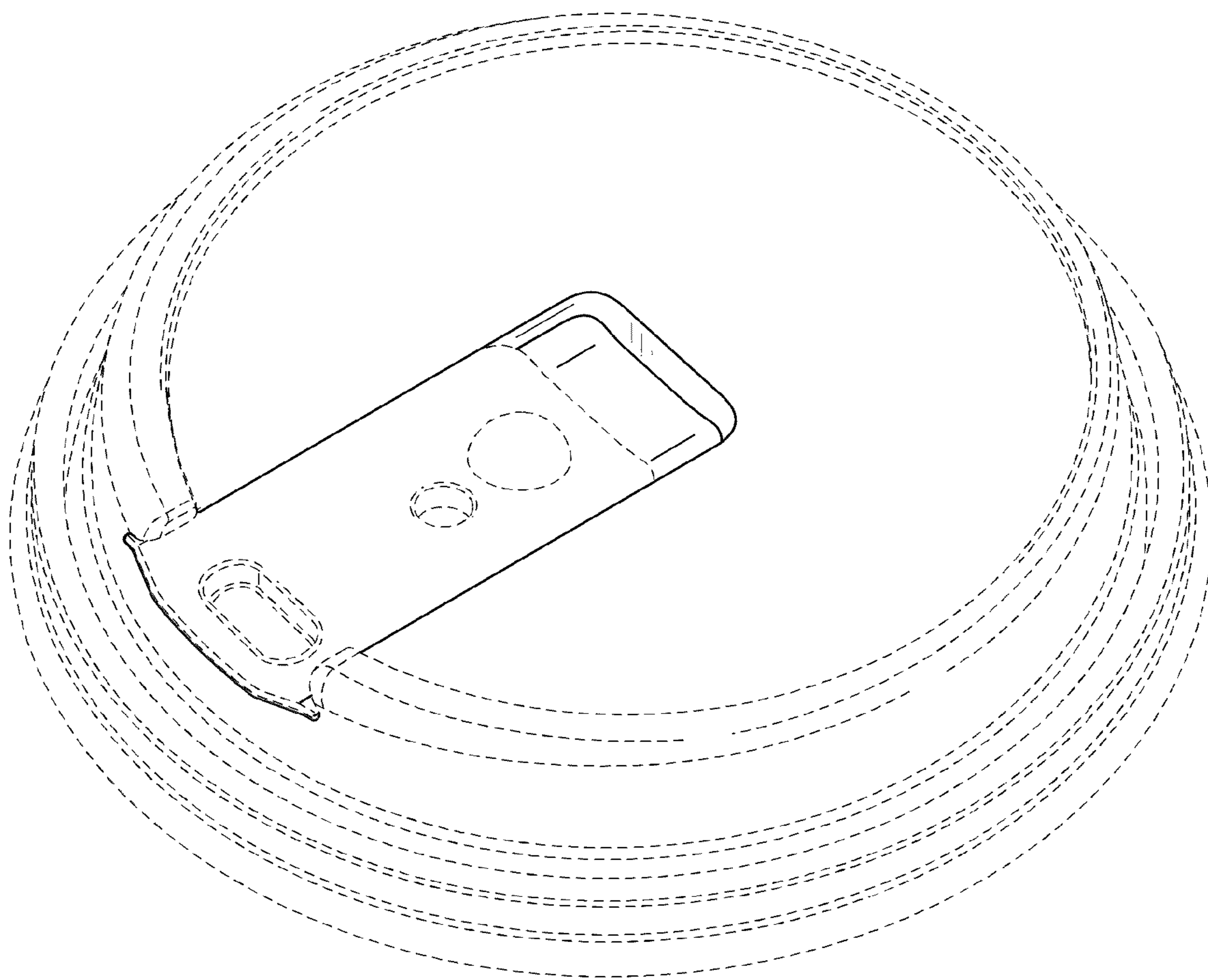


FIG. 2

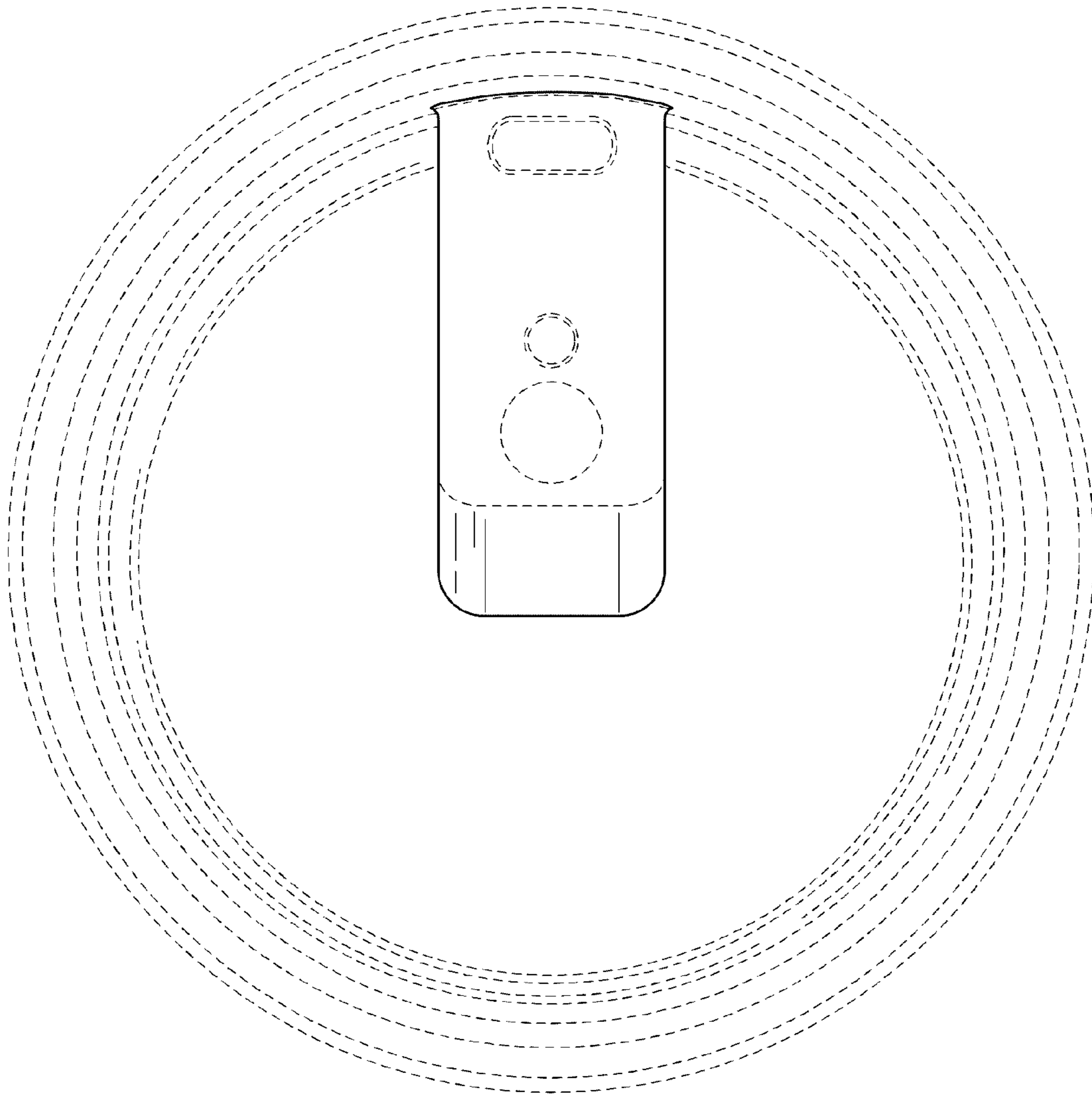


FIG. 3

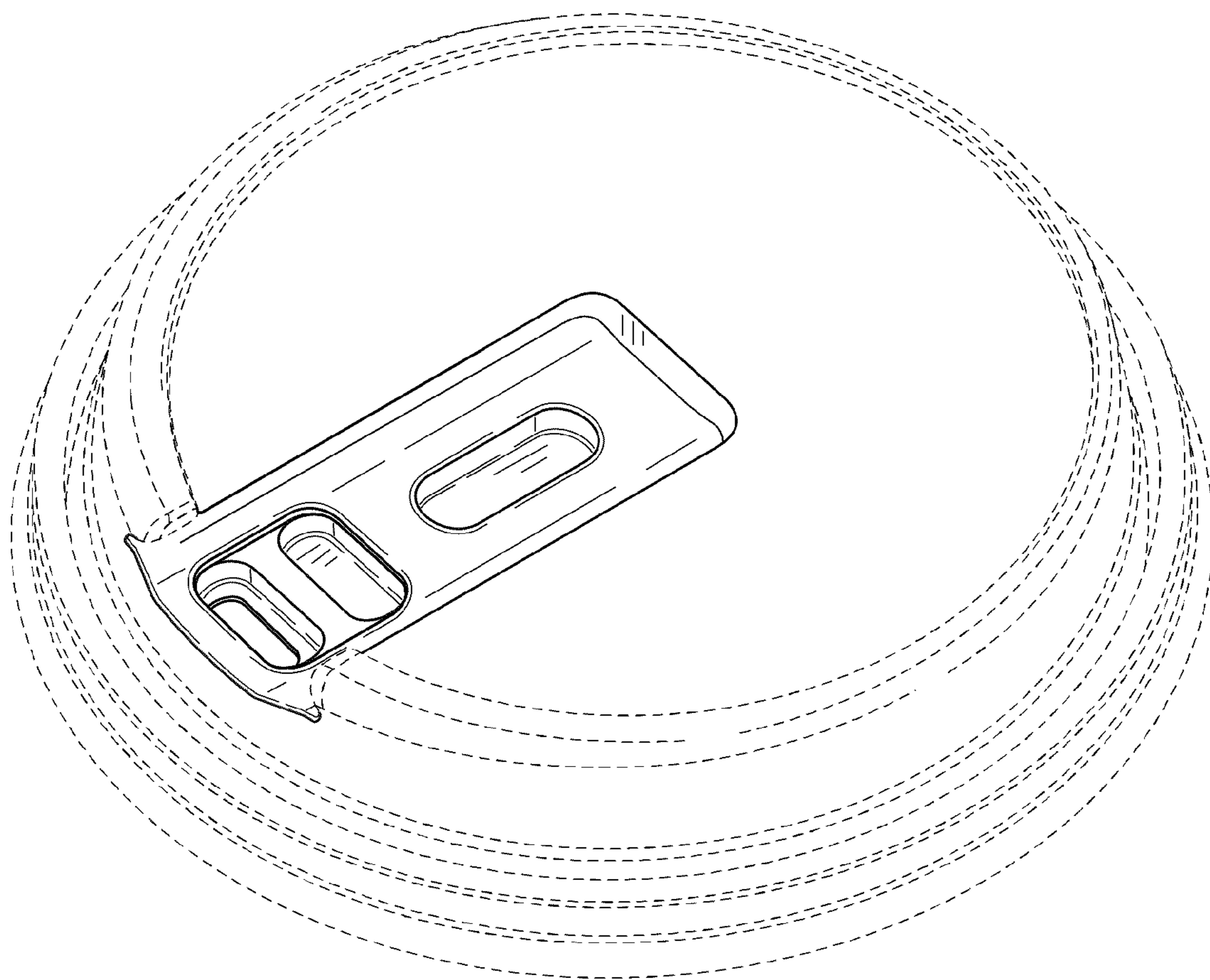


FIG. 4

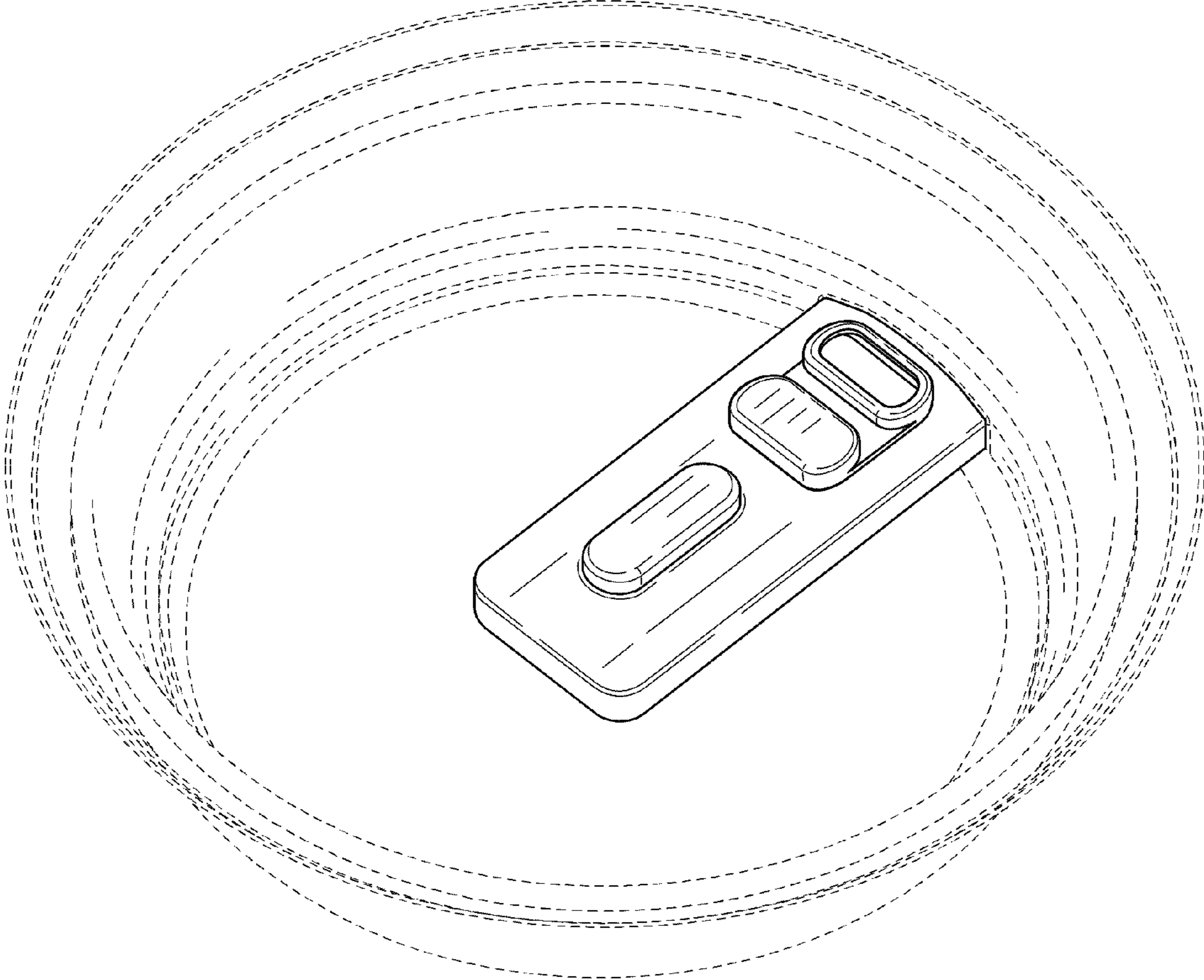


FIG. 5

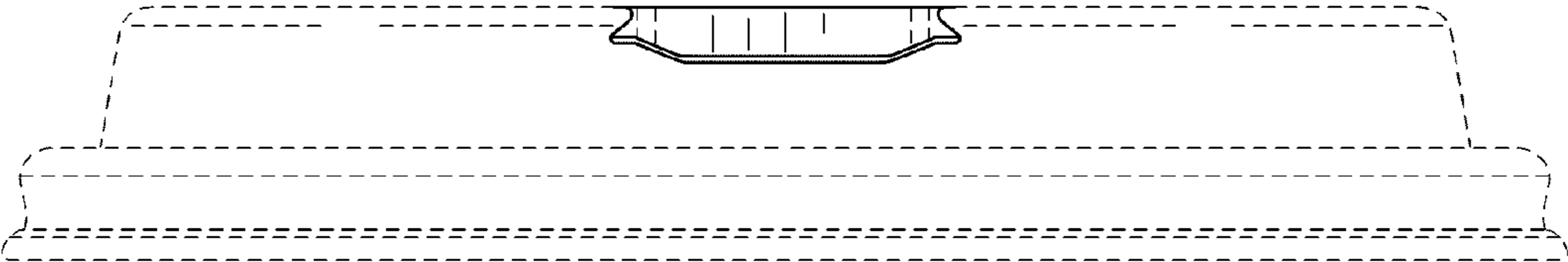


FIG. 6

UNITED STATES PATENT AND TRADEMARK OFFICE
CERTIFICATE OF CORRECTION

PATENT NO. : Des. 584,106 S
APPLICATION NO. : 29/318455
DATED : January 6, 2009
INVENTOR(S) : Joseph Cheuk Mau Wong

Page 1 of 2

It is certified that error appears in the above-identified patent and that said Letters Patent is hereby corrected as shown below:

In the Drawings:

Delete Drawing Sheet 5 and replace with the attached Drawing Sheet 5.

Signed and Sealed this

Twenty-fourth Day of February, 2009



JOHN DOLL
Acting Director of the United States Patent and Trademark Office

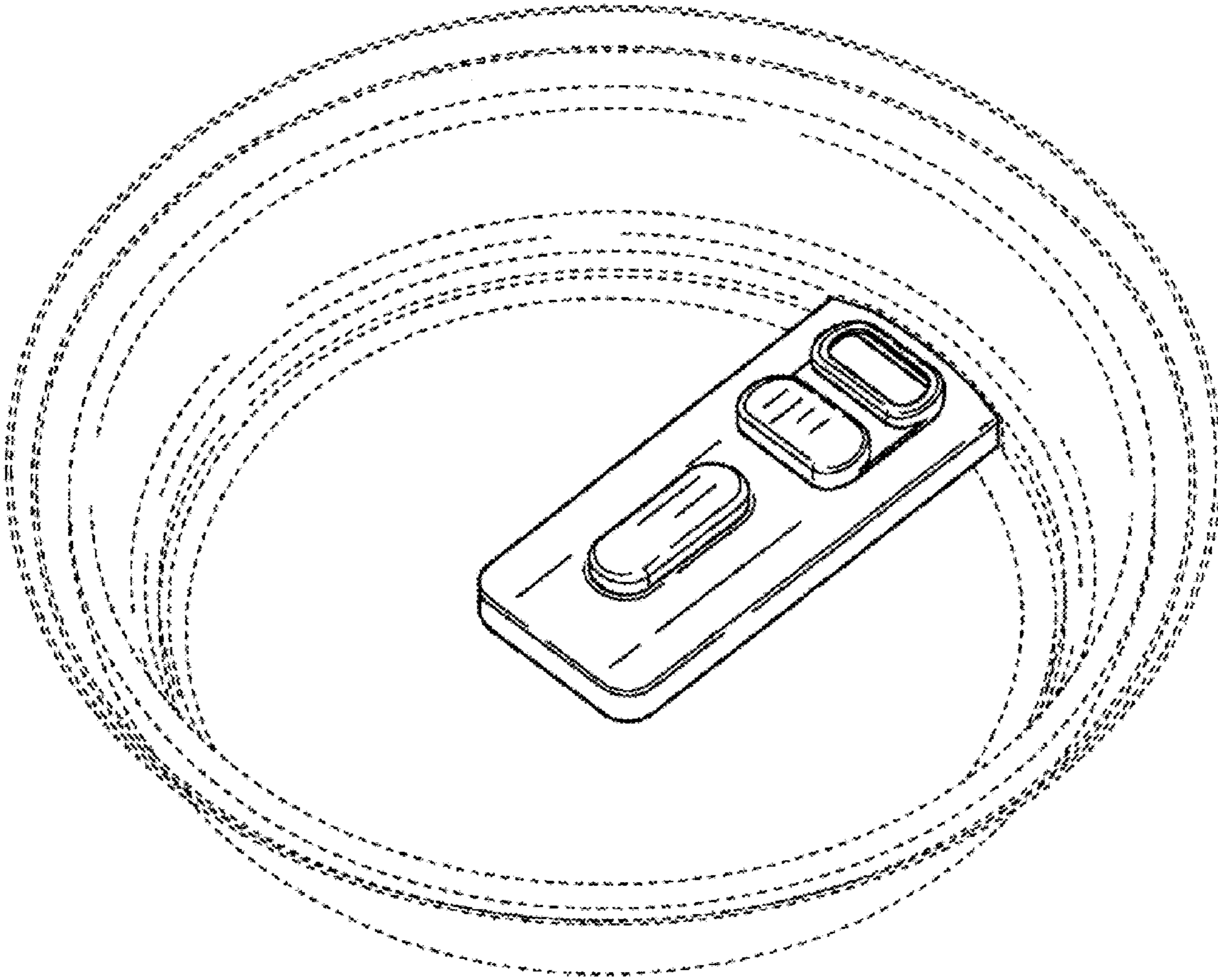


FIG. 5

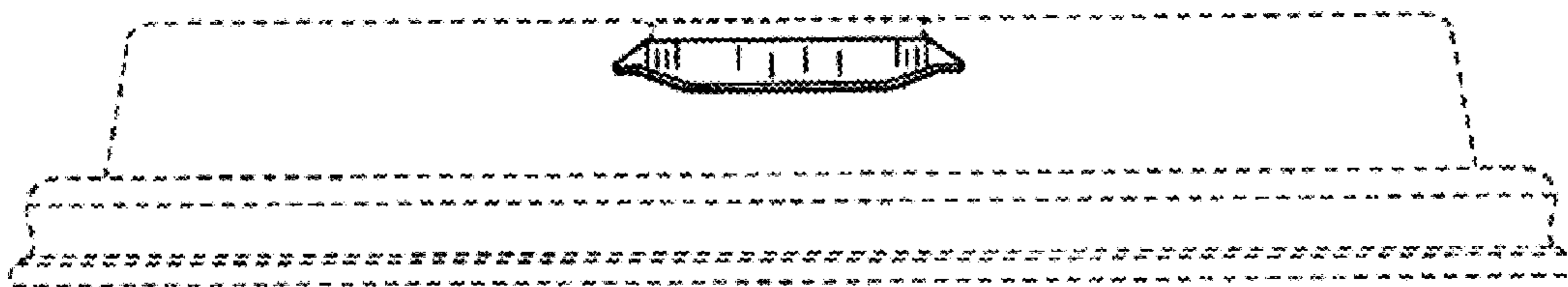


FIG. 6