



US00D584090S

(12) **United States Design Patent**  
**Weiss**

(10) **Patent No.:** **US D584,090 S**

(45) **Date of Patent:** **\*\* Jan. 6, 2009**

(54) **PLANTER**

(75) Inventor: **Matt Weiss**, Highland Village, TX (US)

(73) Assignee: **Craftmade International, Inc.**, Coppell, TX (US)

(\*\*) Term: **14 Years**

(21) Appl. No.: **29/301,885**

(22) Filed: **Mar. 17, 2008**

(51) **LOC (9) Cl.** ..... **11-02**

(52) **U.S. Cl.** ..... **D6/556; D11/143**

(58) **Field of Classification Search** ..... D3/306;  
D6/300, 309, 403-405, 505, 506, 556, 582,  
D6/583, 585, 587, 588, 592; D8/380, 381;  
D11/143-156; D19/34.1, 34.3, 77, 81, 84;  
D25/60, 100; D26/9; D30/108, 109, 114,  
D30/119; 47/32.7, 33, 39, 41.01, 41.11-41.15,  
47/44-47, 65.5, 65.9, 66.1, 66.2, 66.6, 66.7,  
47/67-70

See application file for complete search history.

(56) **References Cited**

**U.S. PATENT DOCUMENTS**

D71,179 S \* 10/1926 Espie, Jr. .... D25/100  
2,745,218 A \* 5/1956 Cruce ..... 47/41.12  
D365,748 S \* 1/1996 Hollinger ..... D8/381  
D369,698 S \* 5/1996 Hollinger ..... D6/405  
D411,058 S \* 6/1999 Sellers ..... D6/403

D417,114 S \* 11/1999 Rehmert et al. .... D6/556  
D436,888 S \* 1/2001 Sellers ..... D11/152  
D440,321 S \* 4/2001 Jones ..... D25/100  
D456,306 S \* 4/2002 Master ..... D11/151  
D459,270 S \* 6/2002 Kumar ..... D11/156  
D469,997 S \* 2/2003 Gradwohl ..... D6/585  
D497,759 S \* 11/2004 Mendis ..... D6/585  
D548,466 S \* 8/2007 Thompson ..... D6/309

\* cited by examiner

*Primary Examiner*—Caron Veynar

*Assistant Examiner*—Garth Rademaker

(74) *Attorney, Agent, or Firm*—Bracewell & Giuliani LLP

(57) **CLAIM**

The ornamental design for a planter, as shown and described.

**DESCRIPTION**

FIG. 1 is a perspective view of a planter showing my new design;

FIG. 2 is a front elevational view thereof;

FIG. 3 is a right side elevational view thereof;

FIG. 4 is a left side elevational view thereof;


FIG. 5 is a rear elevational view thereof;


FIG. 6 is a top plan view thereof; and,

FIG. 7 is a bottom plan view thereof.

The broken lines depict environmental subject matter only and form no part of the claimed design.

**1 Claim, 4 Drawing Sheets**








FIG. 2




FIG. 3




FIG. 4



FIG. 6



FIG. 7



FIG. 5