



US00D584086S

(12) **United States Design Patent**
Gettle

(10) **Patent No.:** **US D584,086 S**
(45) **Date of Patent:** **** Jan. 6, 2009**

(54) **DUMBBELL BASE**

(75) Inventor: **Jeffrey A. Gettle**, Portland, OR (US)

(73) Assignee: **Nautilus, Inc.**, Vancouver, WA (US)

(**) Term: **14 Years**

(21) Appl. No.: **29/302,698**

(22) Filed: **Jan. 23, 2008**

(51) **LOC (9) Cl.** **08-08**

(52) **U.S. Cl.** **D6/552**

(58) **Field of Classification Search** D6/552;
D21/662, 686, 691; 482/104, 148; 248/339;
211/13.2, 85

See application file for complete search history.

(56) **References Cited**

U.S. PATENT DOCUMENTS

D362,776	S *	10/1995	Thorn	D6/552
5,630,776	A *	5/1997	Yang	482/104
5,839,997	A	11/1998	Roth et al.		
6,123,651	A	9/2000	Ellenburg		
6,402,666	B2	6/2002	Krull		
6,416,446	B1	7/2002	Krull		
6,422,979	B1	7/2002	Krull		
6,540,650	B1	4/2003	Krull		
6,656,093	B2	12/2003	Chen		
6,669,606	B2	12/2003	Krull		
6,682,464	B2	1/2004	Shifferaw		
6,719,674	B2	4/2004	Krull		
6,733,424	B2	5/2004	Krull		
6,749,547	B2	6/2004	Krull		
6,855,097	B2	2/2005	Krull		
D508,628	S *	8/2005	Crawford et al.	D6/552
7,066,867	B2	6/2006	Krull		
7,077,791	B2	7/2006	Krull		
D528,173	S *	9/2006	Flick et al.	D21/686
7,121,988	B2	10/2006	Walkerdine		
7,137,932	B2	11/2006	Doudiet		
7,172,536	B2	2/2007	Liu		
D544,271	S *	6/2007	Savage	D6/552
7,261,678	B2	8/2007	Crawford et al.		
7,285,078	B1	10/2007	Liu		

7,291,098 B1 11/2007 Krull
2003/0148862 A1 8/2003 Chen et al.
2004/0005969 A1 1/2004 Chen

OTHER PUBLICATIONS

“Nautilus Home Health & Fitness Catalog”, catalog, Nautilus, Inc., pp. 1-56 (2004).

(Continued)

Primary Examiner—Brian N Vinson

(74) *Attorney, Agent, or Firm*—Dorsey & Whitney LLP

(57) **CLAIM**

The ornamental design for a dumbbell base, as shown and described.

DESCRIPTION

FIG. 1 is an isometric view of a dumbbell base of the present invention with guides, engagement features, and certain protrusions shown in broken line and forming no part of the claimed invention;

FIG. 2 is a top view of the dumbbell base of FIG. 1 with the guides and engagement features shown in broken line and forming no part of the claimed invention;

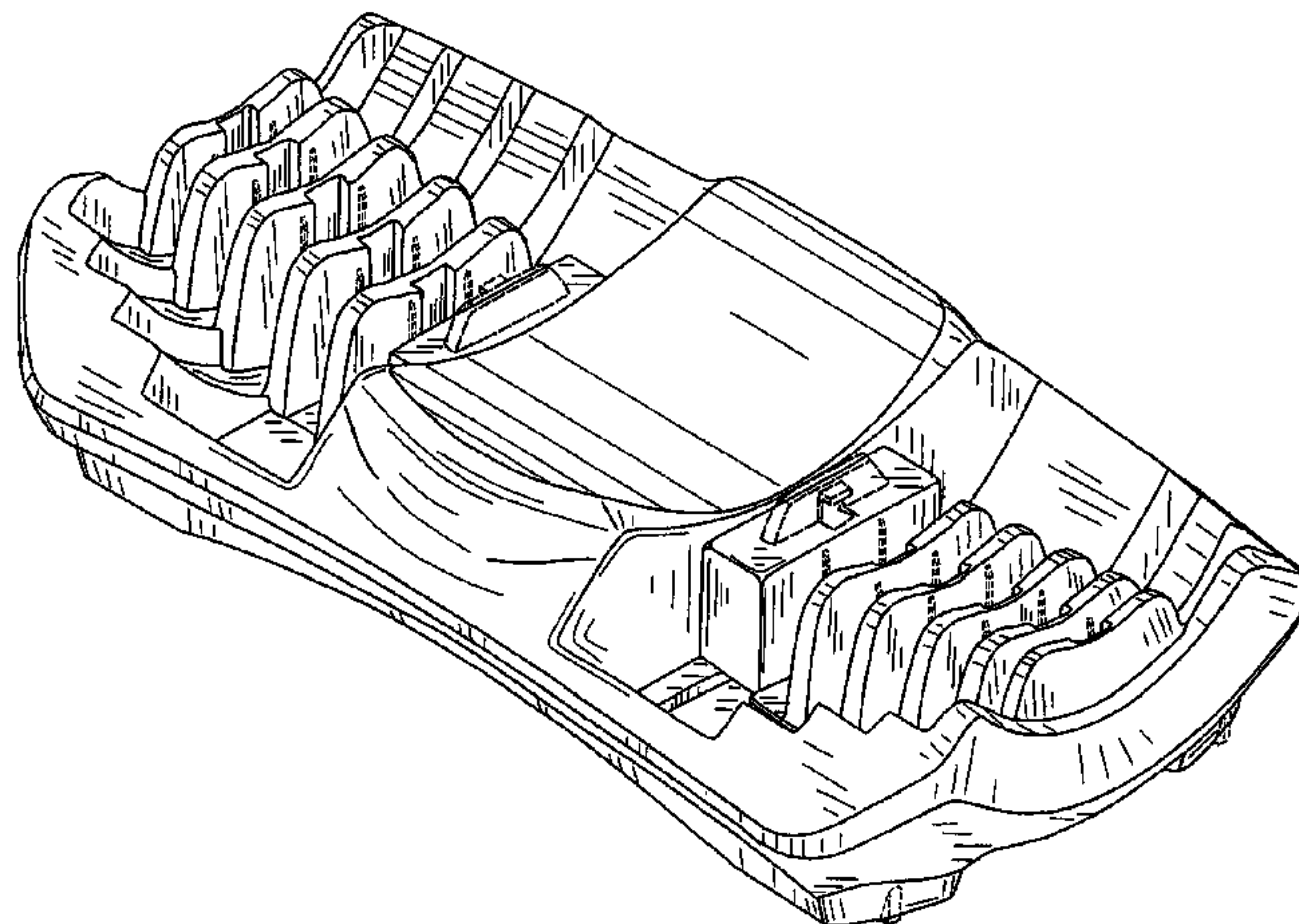
FIG. 3 is a front elevation view of the dumbbell base of FIG. 1 with the guides, engagement features, footings, and certain protrusions shown in broken line and forming no part of the claimed invention;

FIG. 4 is a left elevation view of the dumbbell base of FIG. 1 with the footings and certain protrusions shown in broken line and forming no part of the claimed invention; and,

FIG. 5 is a bottom view of the dumbbell base of FIG. 1 with the footings and certain holes shown in broken line and forming no part of the claimed invention.

The back and right elevation views of the dumbbell base of FIG. 1 are mirror images of the front and left elevation views, respectively.

1 Claim, 5 Drawing Sheets



OTHER PUBLICATIONS

Notice of Allowance and Fee(s) Due, Notice of Allowability, and Notice of References Cited PTO-892, U.S. Appl. No. 29/164,931, mailed Jul. 9, 2003, 3 pages.

Notice of Allowance and Fee(s) Due and Notice of Allowability, U.S. Appl. No. 29/164,931, mailed Nov. 17, 2003, 2 pages.

Notice of Allowance and Fee(s) Due, Notice of Allowability, and Notice of References Cited PTO-892, U.S. Appl. No. 29/164,931, mailed Feb. 23, 2005, 3 pages.

Supplemental Notice of Allowability, U.S. Appl. No. 29/164,931, mailed Jun. 3, 2005, 2 pages.

Office Action and Notice of References Cited, U.S. Appl. No. 29/211,519, mailed Sep. 16, 2005, 6 pages.

Amendment and Response, U.S. Appl. No. 29/211,519, dated Mar. 16, 2006 3 pages.

Notice of Allowance and Fee(s) Due, Notice of Allowability, and Examiner's Amendment, U.S. Appl. No. 29/211,519, mailed Apr. 14, 2006, 4 pages.

* cited by examiner

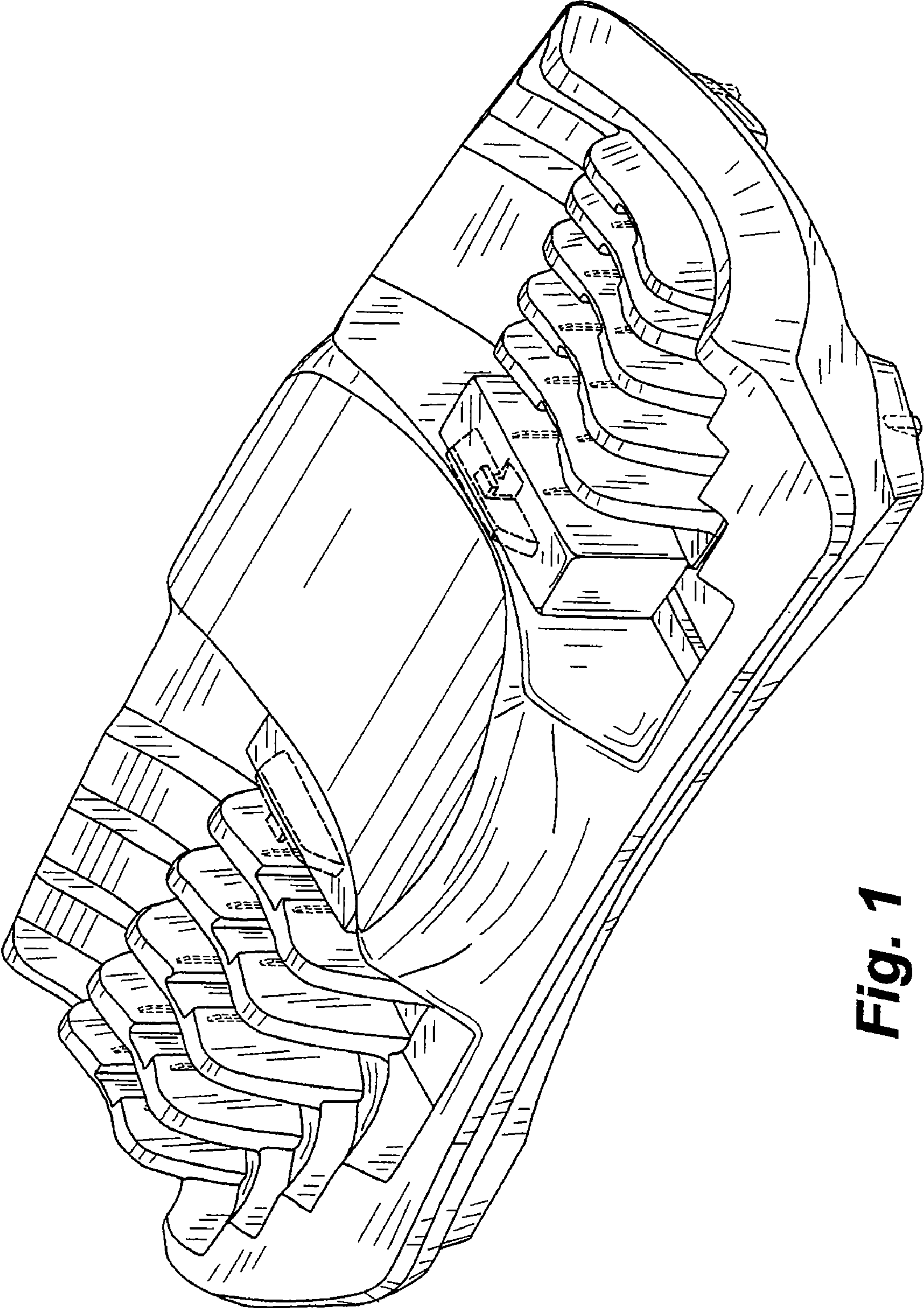


Fig. 1

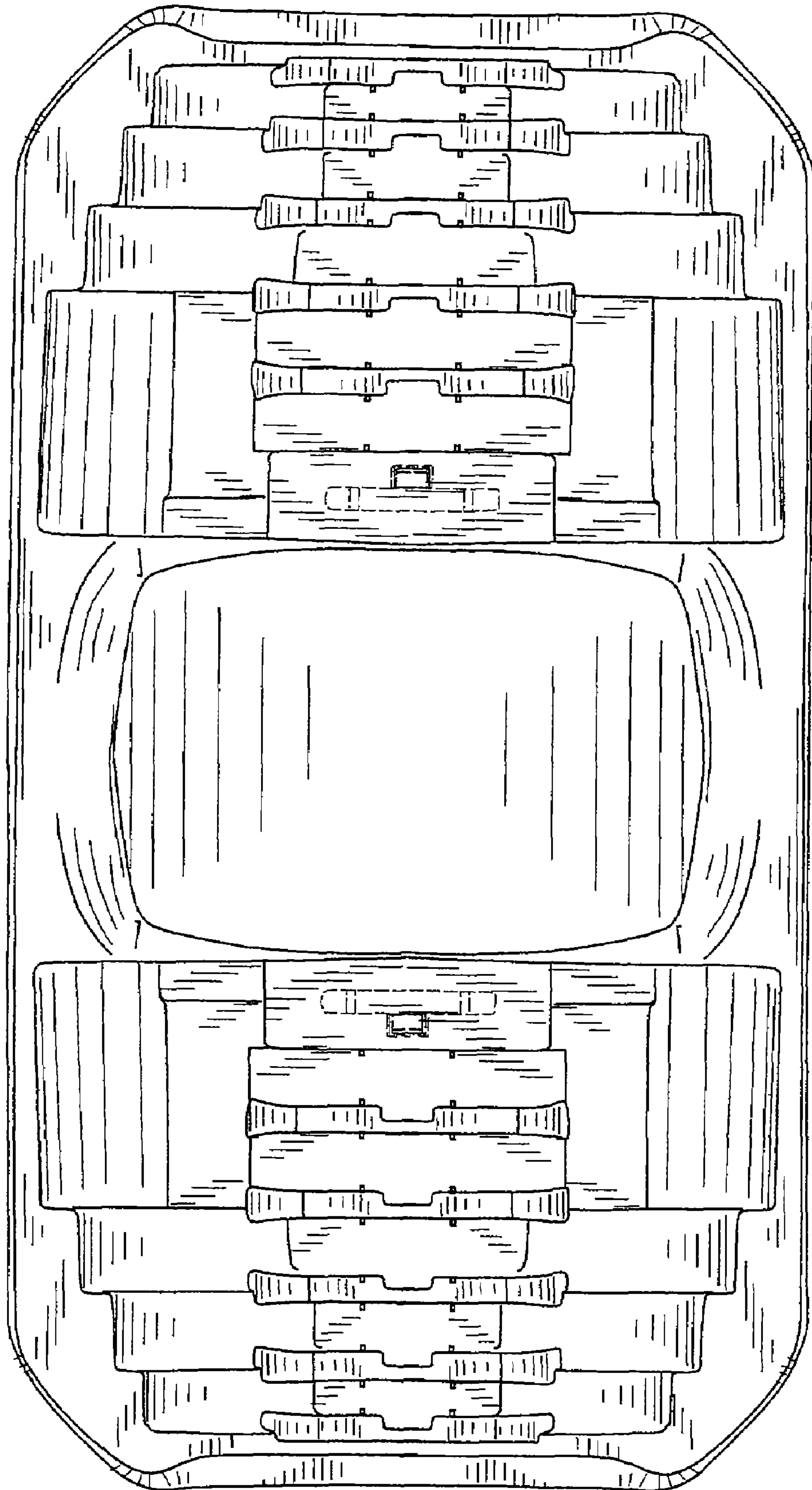


Fig. 2

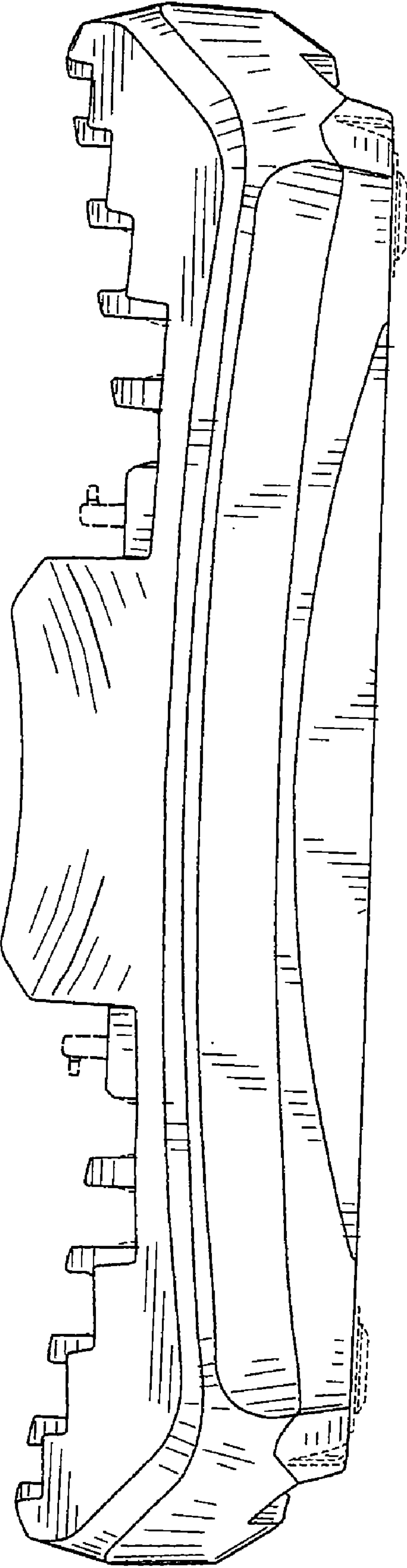


Fig. 3

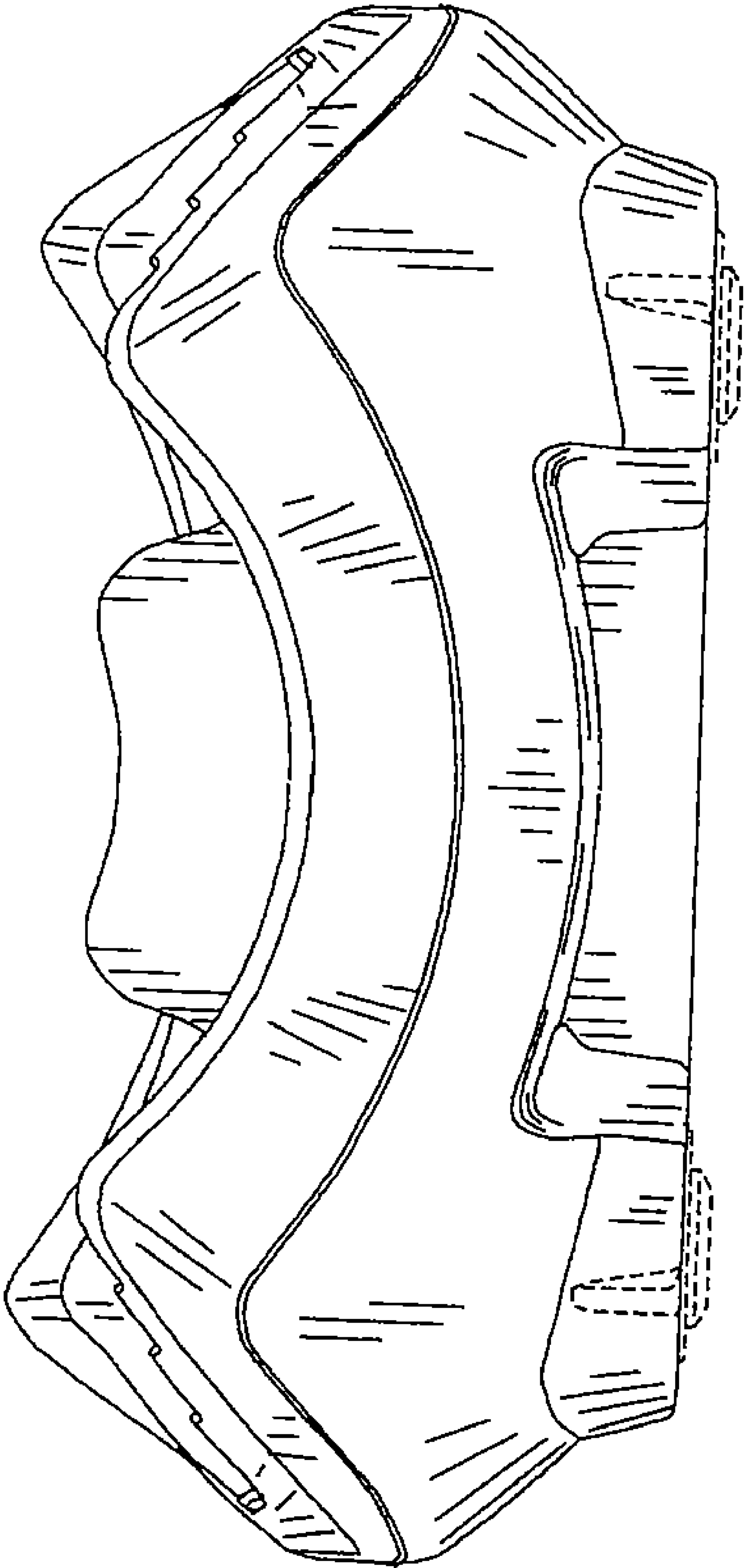


Fig. 4

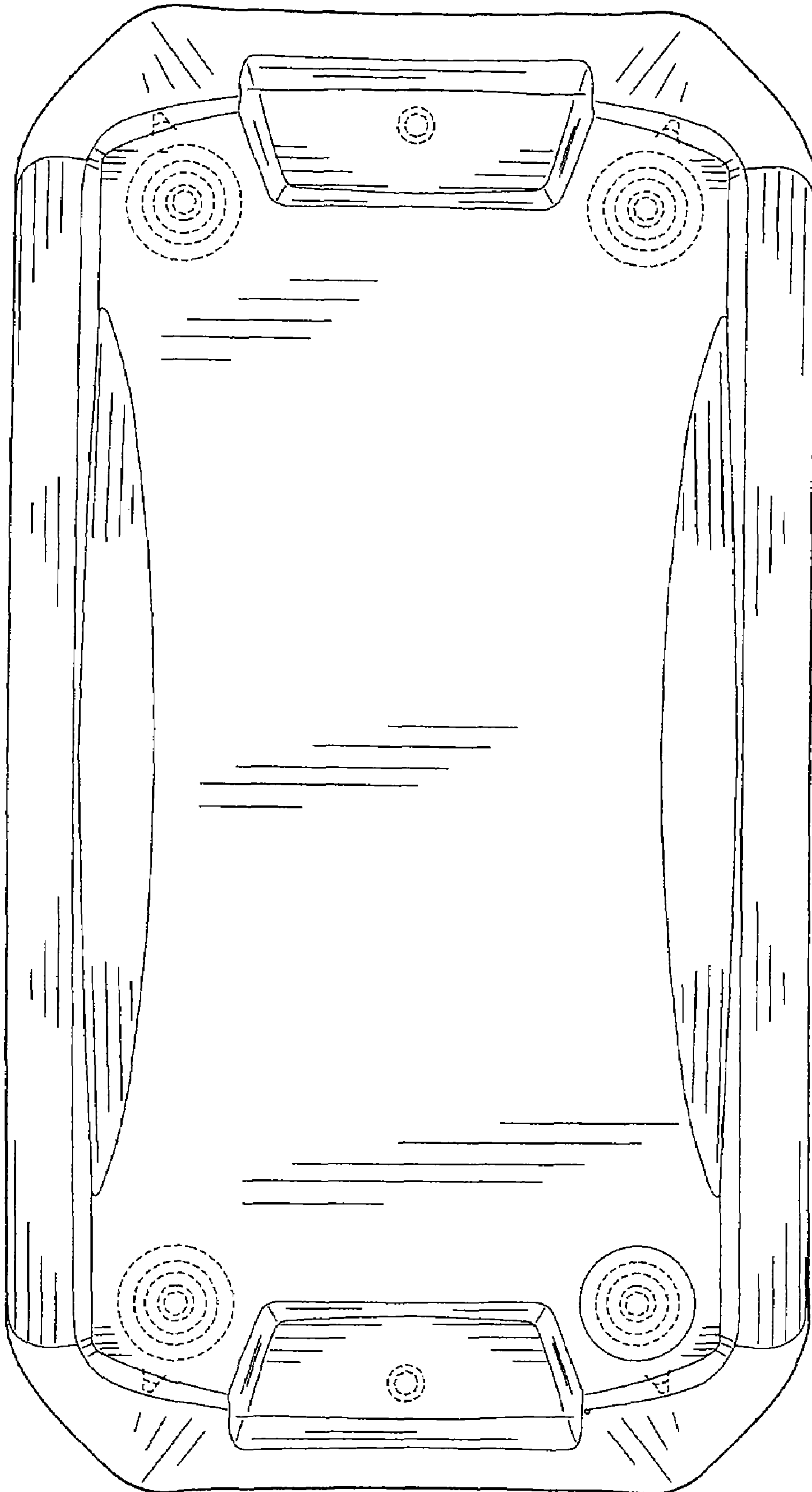


Fig. 5