



US00D584064S

(12) **United States Design Patent**
Chu

(10) **Patent No.:** **US D584,064 S**
(45) **Date of Patent:** **** Jan. 6, 2009**

(54) **CHAIR**
(75) Inventor: **James Louis Chu**, Portsmouth (GB)
(73) Assignee: **Jachulo Limited**, Hampshire (GB)
(**) Term: **14 Years**
(21) Appl. No.: **29/285,814**
(22) Filed: **Apr. 11, 2007**

5,382,081 A * 1/1995 Henry 297/440.12
D356,216 S * 3/1995 Greene D6/353
5,697,675 A * 12/1997 DeWitt et al. 297/440.12
D548,493 S * 8/2007 Diekman D6/482
D558,991 S * 1/2008 Vardy D6/353

* cited by examiner

Primary Examiner—Sandra Snapp
(74) *Attorney, Agent, or Firm*—Wegman, Hessler & Vanderburg

(51) **LOC (9) Cl.** **06-01**
(52) **U.S. Cl.** **D6/349**
(58) **Field of Classification Search** D6/349–353,
D6/355, 363, 364, 500–502, 511; 297/16.1,
297/118, 175, 195.1, 423.1, 423.14, 423.39,
297/423.41, 440.1, 440.12, 461, 462; 108/150,
108/115, 147.11, 147.22; D23/304
See application file for complete search history.

(57) **CLAIM**

The ornamental design for a chair, as shown and described.

DESCRIPTION

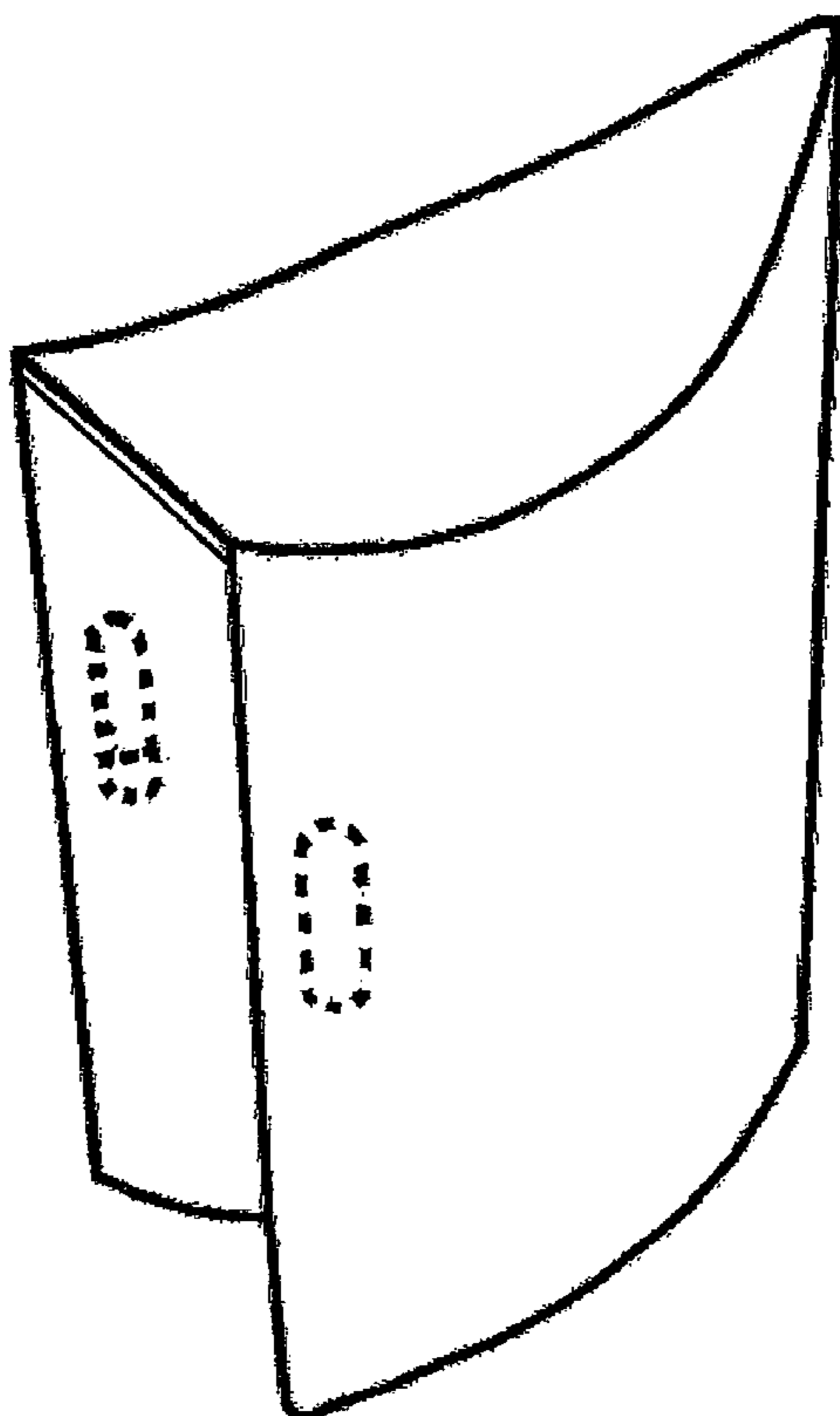
FIG. 1 is a perspective view of a chair, showing my new design;
FIG. 2 is a front elevation view thereof;
FIG. 3 is a left side elevation view thereof;
FIG. 4 is a right side elevation view thereof;
FIG. 5 is a rear elevation view thereof;
FIG. 6 is a top plan view thereof; and,
FIG. 7 is an underside plan view thereof.
Phantom lining, where utilized, is for illustrative purposes only and forms no part of the claimed design.

(56) **References Cited**

U.S. PATENT DOCUMENTS

D30,693 S * 5/1899 Fredericks D6/495
3,220,362 A * 11/1965 Downes 108/165
3,556,593 A * 1/1971 Speegle 297/440.12
3,727,979 A * 4/1973 Schier et al. 297/440.12
4,556,253 A * 12/1985 Geneve et al. 297/440.12
D330,640 S * 11/1992 Yoshimura D6/368
D333,230 S * 2/1993 Bareiss D6/495
D337,223 S * 7/1993 Bareiss D6/495

1 Claim, 7 Drawing Sheets



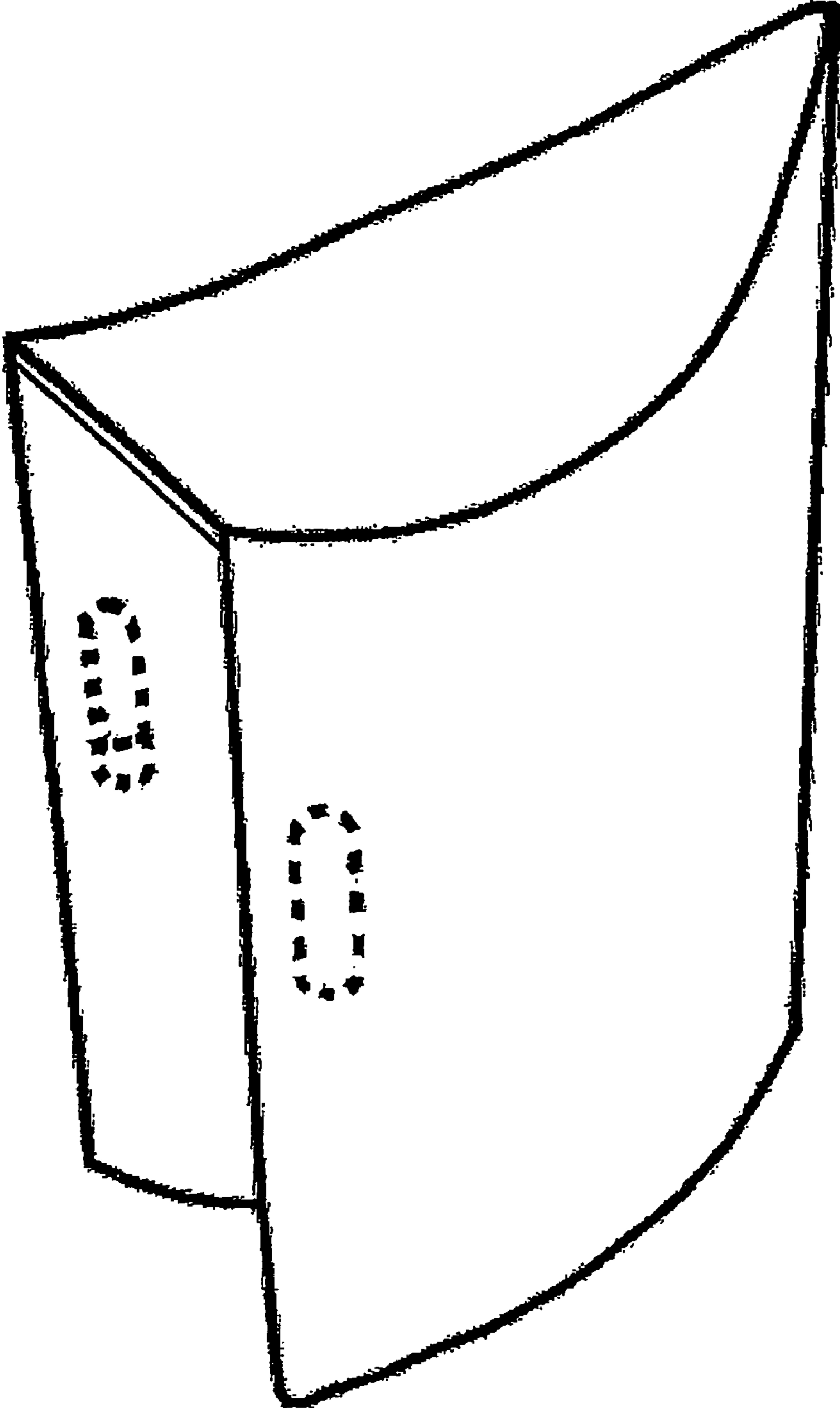


FIG. 1

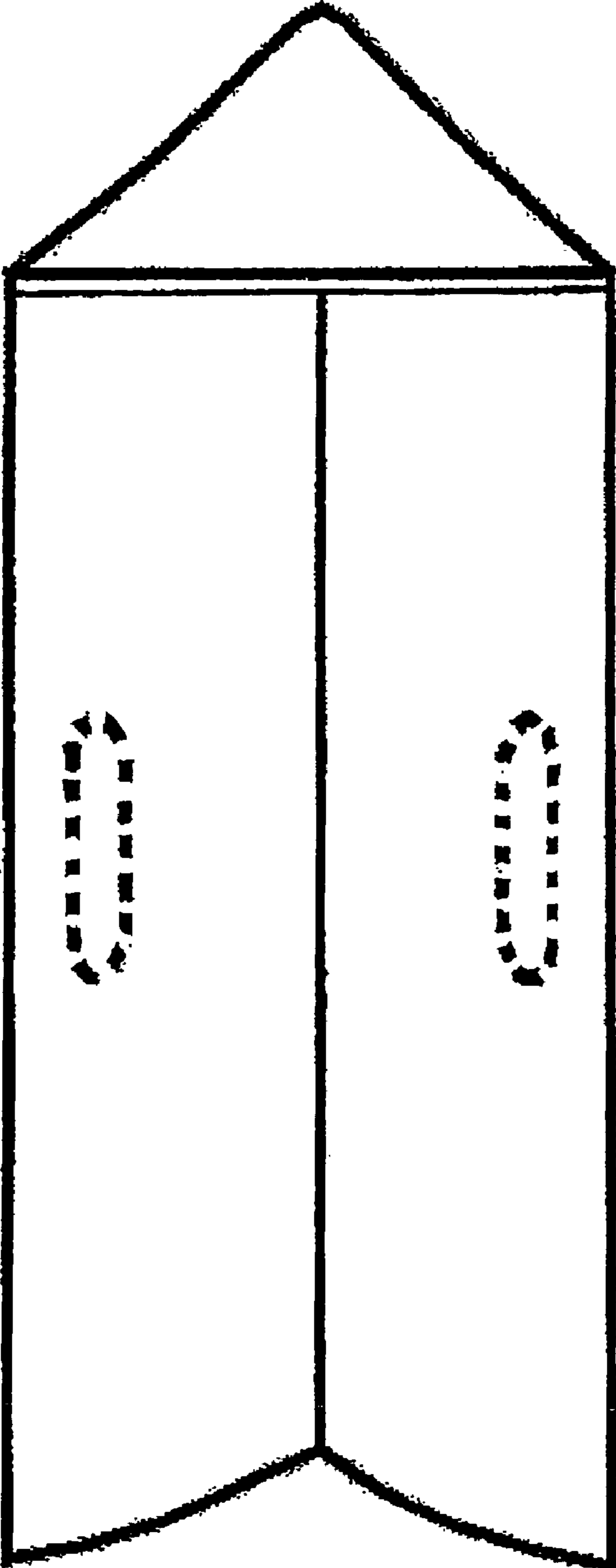


FIG. 2




FIG. 3




FIG.4




FIG. 5

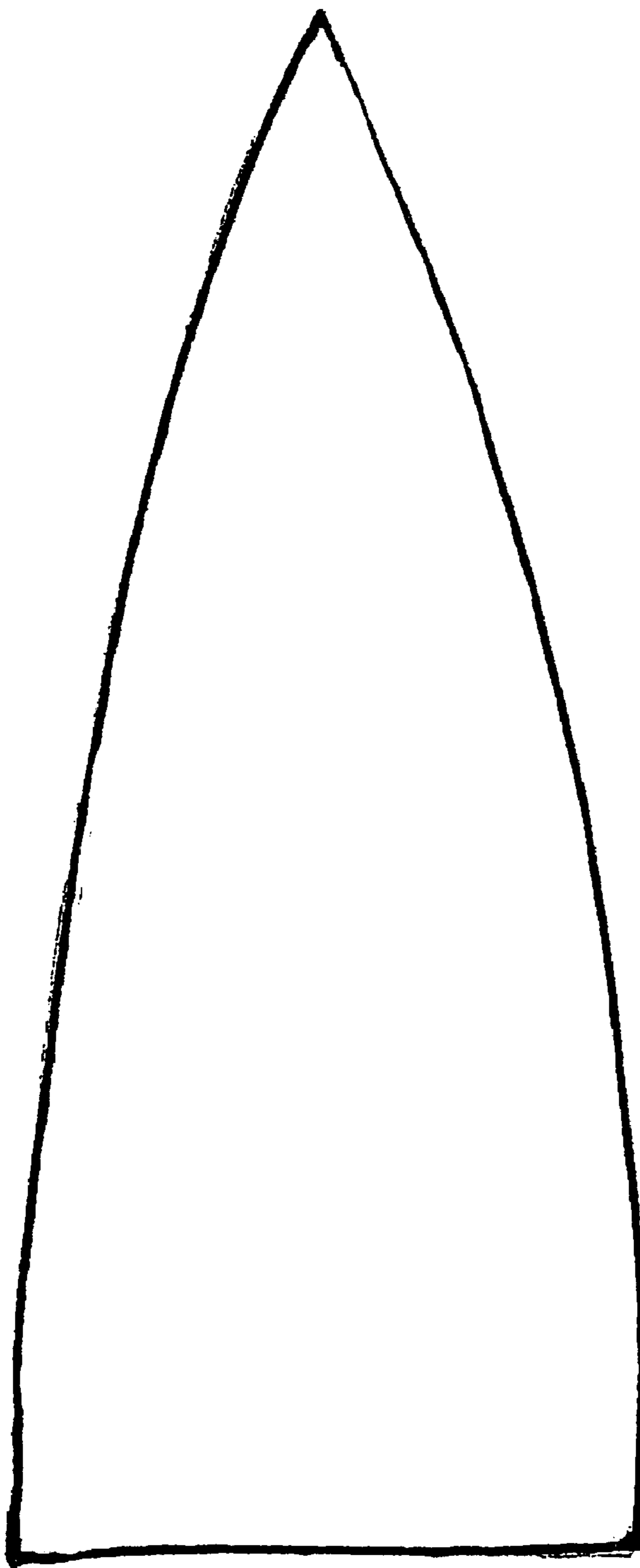


FIG. 6

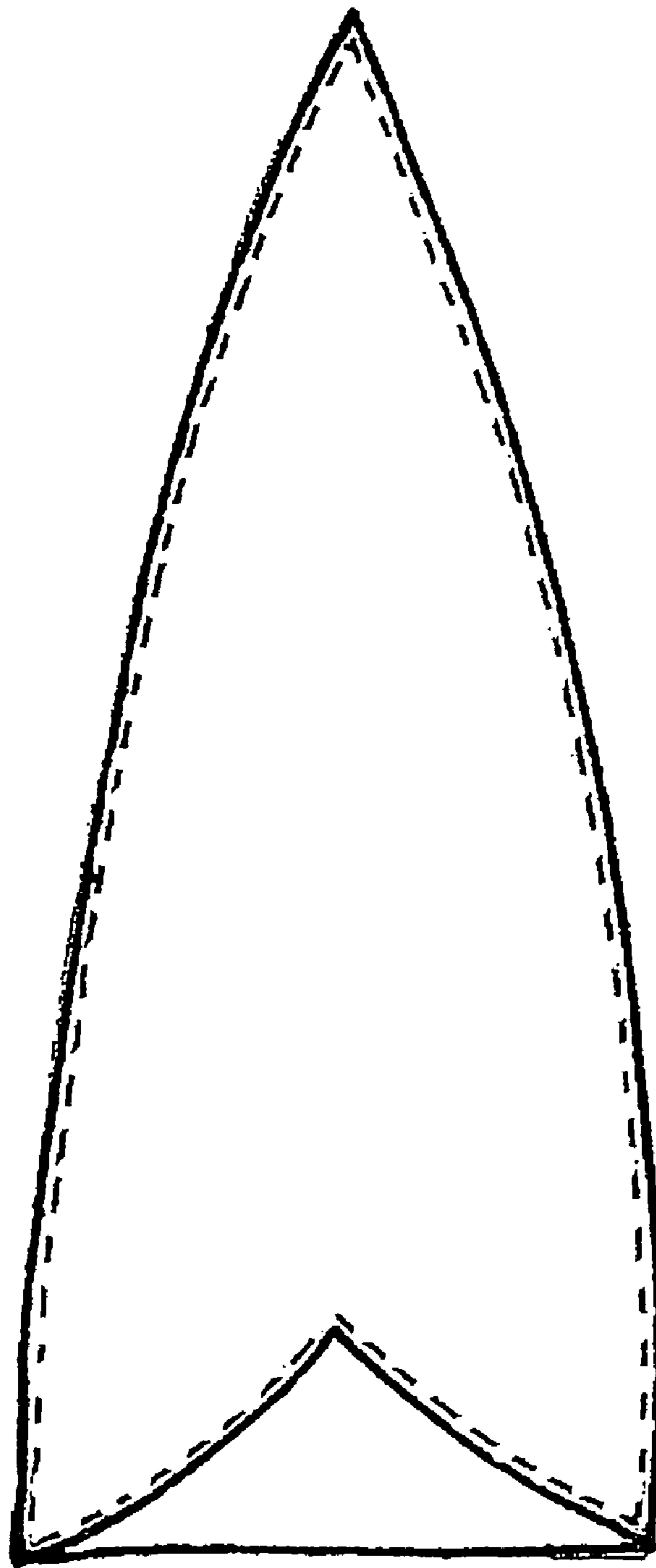


FIG. 7