



US00D584061S

(12) **United States Design Patent**
Meyer

(10) **Patent No.:** **US D584,061 S**

(45) **Date of Patent:** **** Jan. 6, 2009**

(54) **HANDLE**

(75) Inventor: **Eugen Gustav Meyer**, Sydney (AU)

(73) Assignee: **Hayco Manufacturing Limited**, Hong Kong (HK)

(**) Term: **14 Years**

(21) Appl. No.: **29/296,196**

(22) Filed: **Oct. 16, 2007**

(51) **LOC (9) Cl.** **04-01**

(52) **U.S. Cl.** **D4/138**

(58) **Field of Classification Search** D4/101,
D4/104, 119, 120, 131-134, 138; D7/393,
D7/395, 401.2; D8/107, 300, 303, DIG. 4,
D8/DIG. 7, DIG. 8; D32/51; 15/106, 143.1,
15/159.1, 160; 16/110.1, 430, 431, DIG. 12,
16/DIG. 19; 81/177.1, 489, 492; 220/752,
220/753; 30/340, 343

See application file for complete search history.

(56) **References Cited**

U.S. PATENT DOCUMENTS

D212,115 S *	8/1968	Connor	D7/395
D218,770 S *	9/1970	Kelly	D7/395
D423,282 S *	4/2000	Montgelard	D7/395
D452,079 S *	12/2001	Ping	D4/104
D491,728 S *	6/2004	Jimenez	D4/101

6,845,539 B2 *	1/2005	Tubman	15/159.1
D513,881 S *	1/2006	Meyers et al.	D4/102
D528,897 S *	9/2006	Wang	D8/107

* cited by examiner

Primary Examiner—Cathron C Brooks

Assistant Examiner—Lavone D Tabor

(74) *Attorney, Agent, or Firm*—Ostrolenk, Faber, Gerb & Soffen, LLP

(57) **CLAIM**

The ornamental design for a “handle,” as shown and described.

DESCRIPTION

FIG. 1 is a perspective view showing a ‘handle’ incorporating the design;

FIG. 2 is a side view thereof;

FIG. 3 is another side view thereof;

FIG. 4 is a top view thereof;

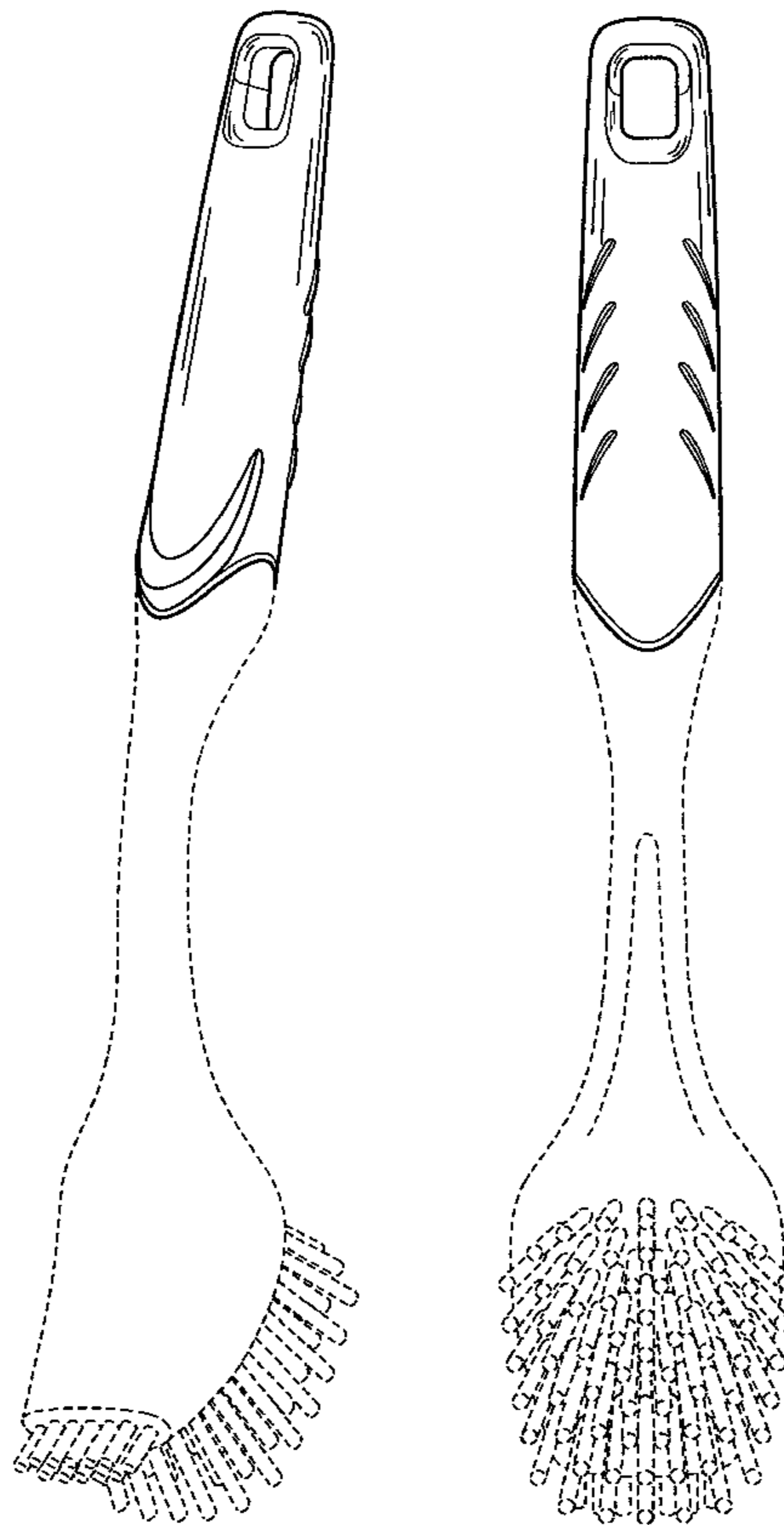
FIG. 5 is a bottom side view thereof;

FIG. 6 is a rear view thereof; and,

FIG. 7 is a front view thereof.

The broken lines in the figures illustrates a brush head of a cleaning implement to which the handle may be fitted but it forms no part of the claimed design.

1 Claim, 7 Drawing Sheets



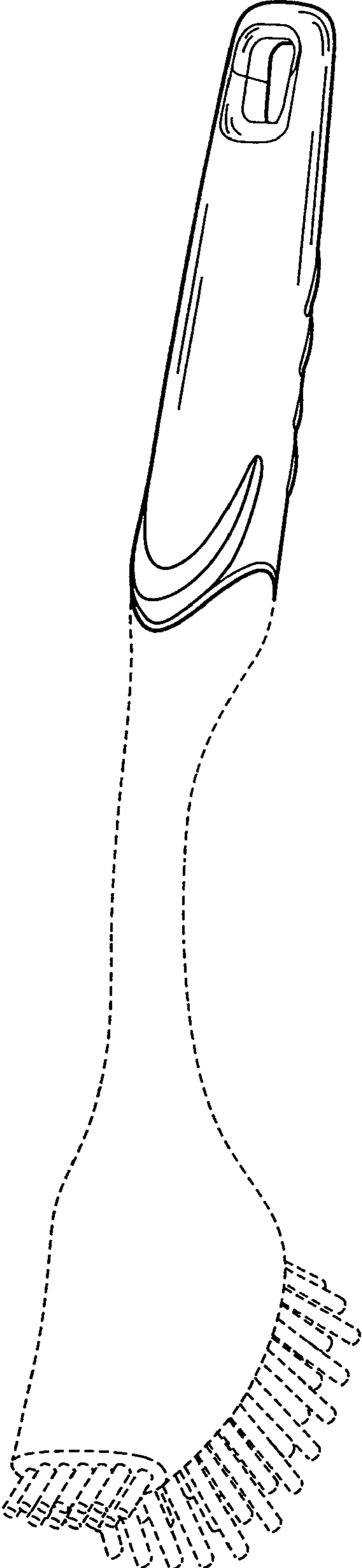


FIG:1




FIG:2

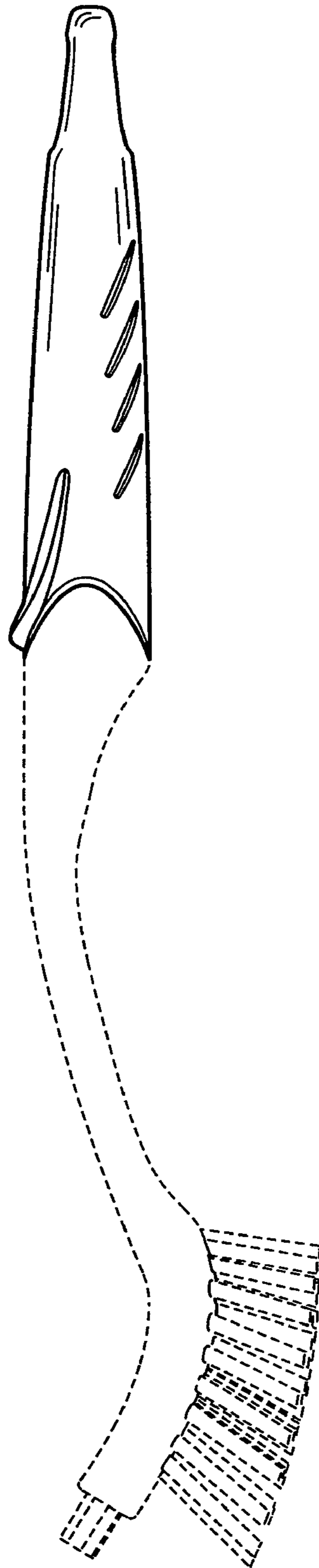


FIG:3

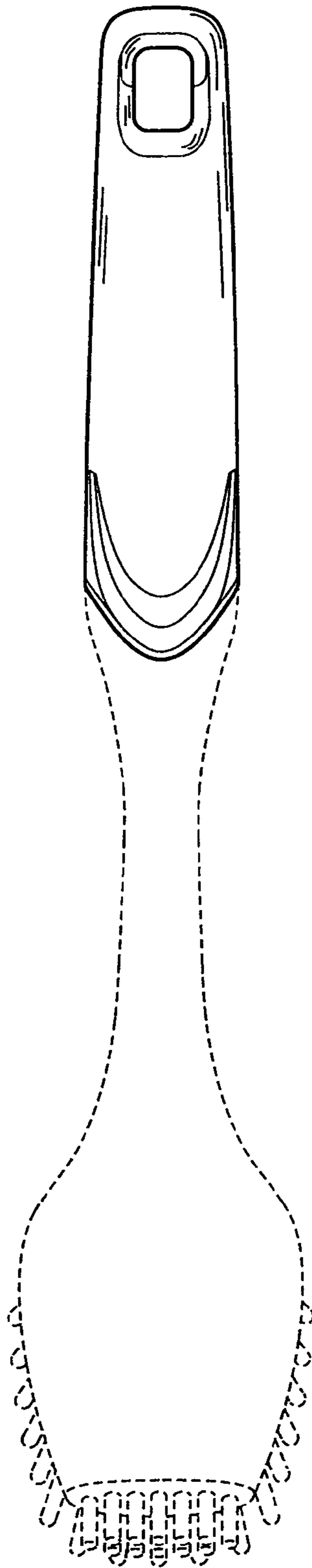


FIG:4

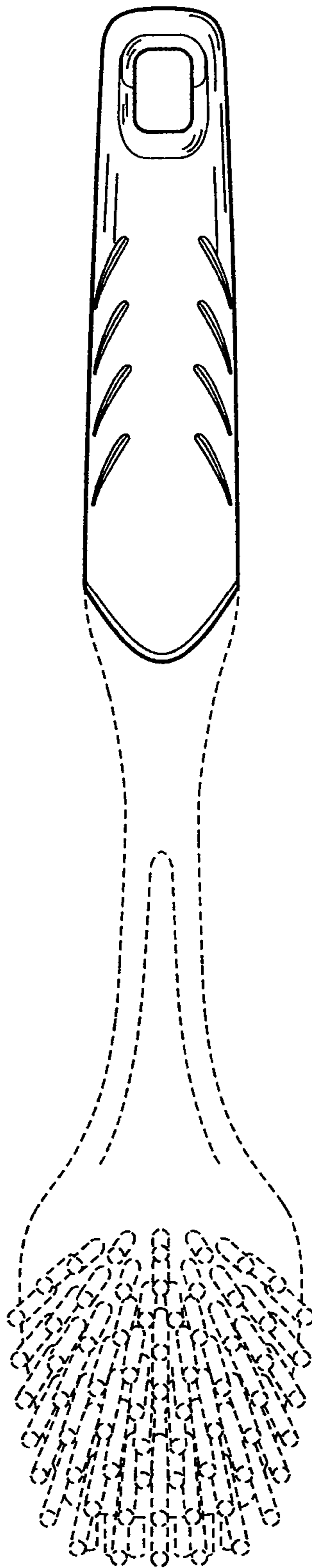


FIG:5

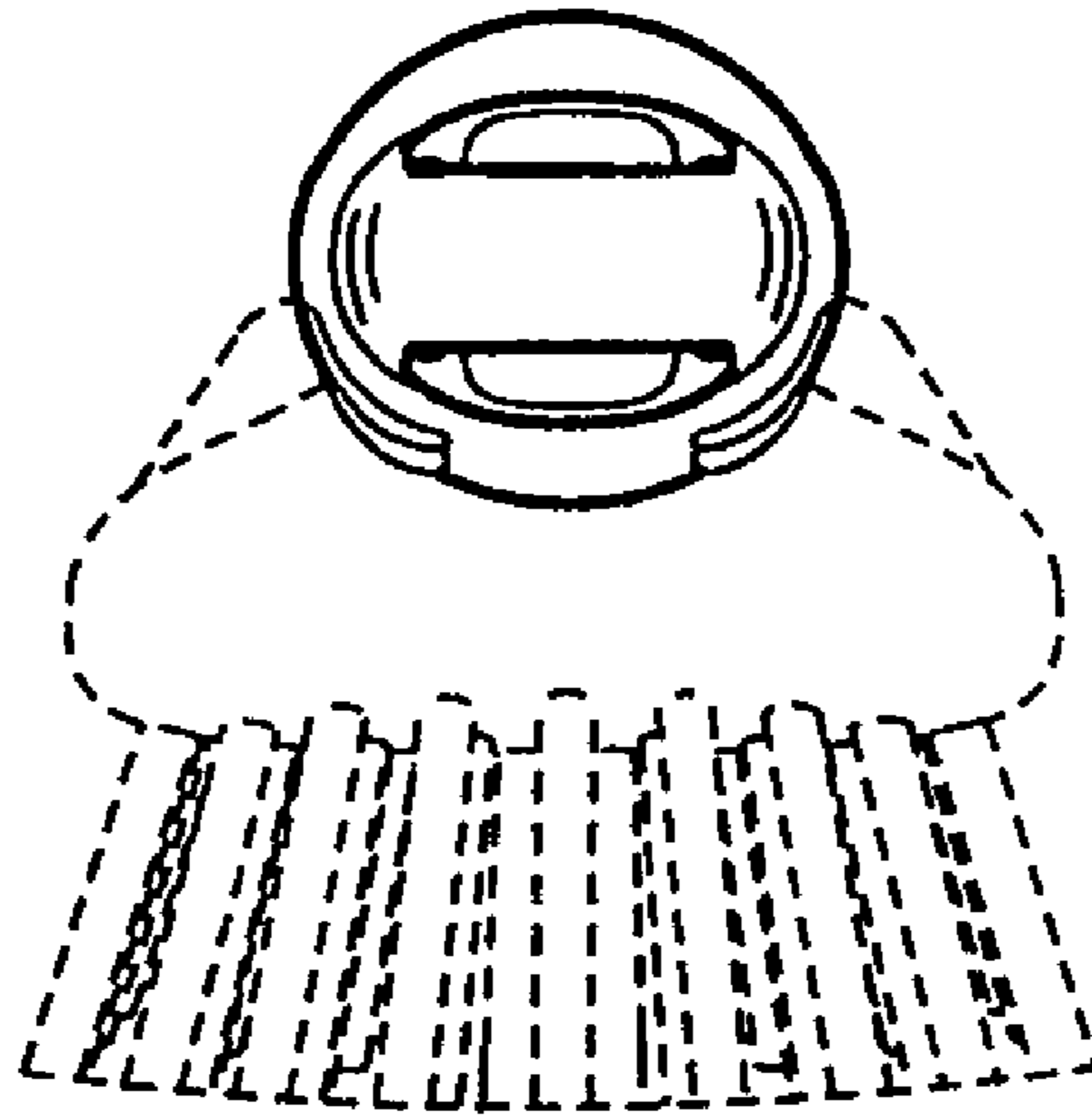


FIG:6




FIG:7