



US00D584049S

(12) **United States Design Patent**  
**Uzelac**

(10) **Patent No.:** **US D584,049 S**  
(45) **Date of Patent:** **\*\* Jan. 6, 2009**

(54) **CREDIT CARD HOLDER**

D380,295 S \* 7/1997 Morris ..... D3/243

(76) Inventor: **Noel Uzelac**, 670 Powell Court,  
Burlington, Ontario (CA) L7R 3E8

\* cited by examiner

*Primary Examiner*—Holly H Baynham

(\*\*) Term: **14 Years**

(57) **CLAIM**

(21) Appl. No.: **29/300,292**

The design for an credit card holder, as shown and described.

(22) Filed: **Mar. 10, 2008**

**DESCRIPTION**

(30) **Foreign Application Priority Data**

Feb. 4, 2008 (CA) ..... 124531

FIG. 1 is a perspective view from above the credit card holder with the broken line showing of credit cards being for illustrative purposes only and forming no part of the claimed design;

(51) **LOC (9) Cl.** ..... **03-01**

(52) **U.S. Cl.** ..... **D3/247**

FIG. 2 is a perspective view of the credit card holder from below;

(58) **Field of Classification Search** ..... D3/232–234,  
D3/240–252; 150/100, 103–104, 107–110,  
150/114, 118–119

FIG. 3 is a left hand side view thereof;

See application file for complete search history.

FIG. 4 is a front view thereof;

FIG. 5 is a right hand side view thereof;

(56) **References Cited**

**U.S. PATENT DOCUMENTS**


48,727 A \* 7/1865 Saarbach ..... 150/118  
2,068,507 A \* 1/1937 Nagel ..... 150/103  
D137,656 S \* 4/1944 Koch ..... D3/247

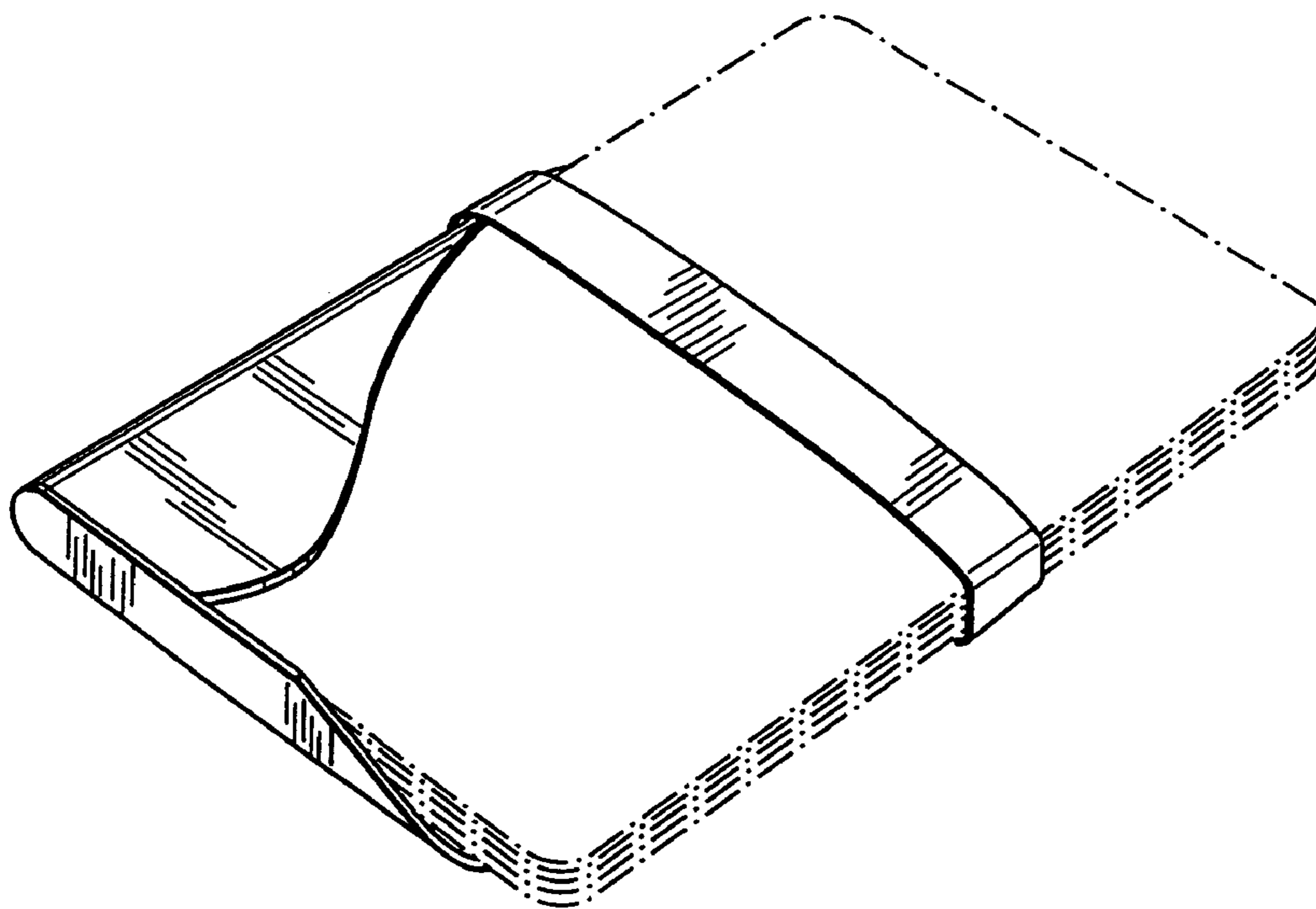
FIG. 6 is a rear view thereof;

FIG. 7 is a top plan view thereof; and,


FIG. 8 is a bottom view thereof.

**1 Claim, 2 Drawing Sheets**







**FIG. 1**



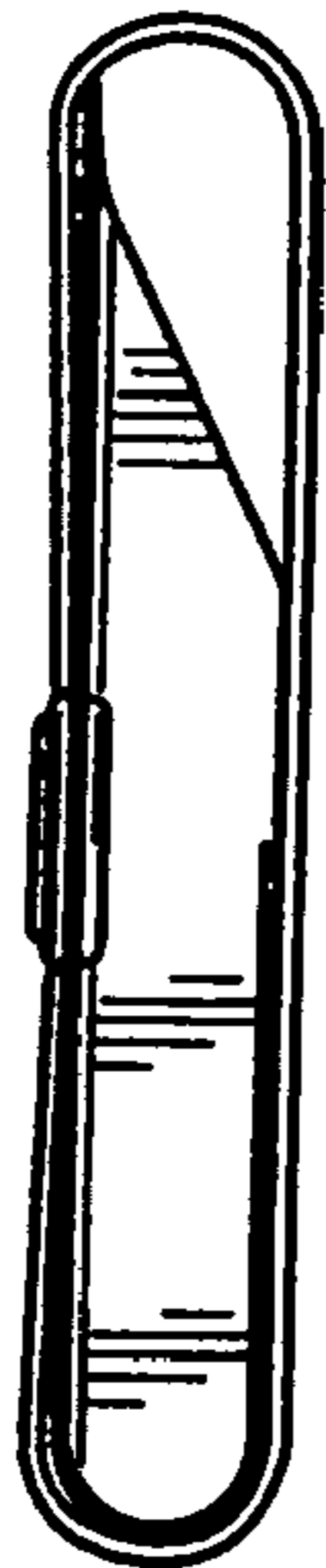
**FIG. 2**



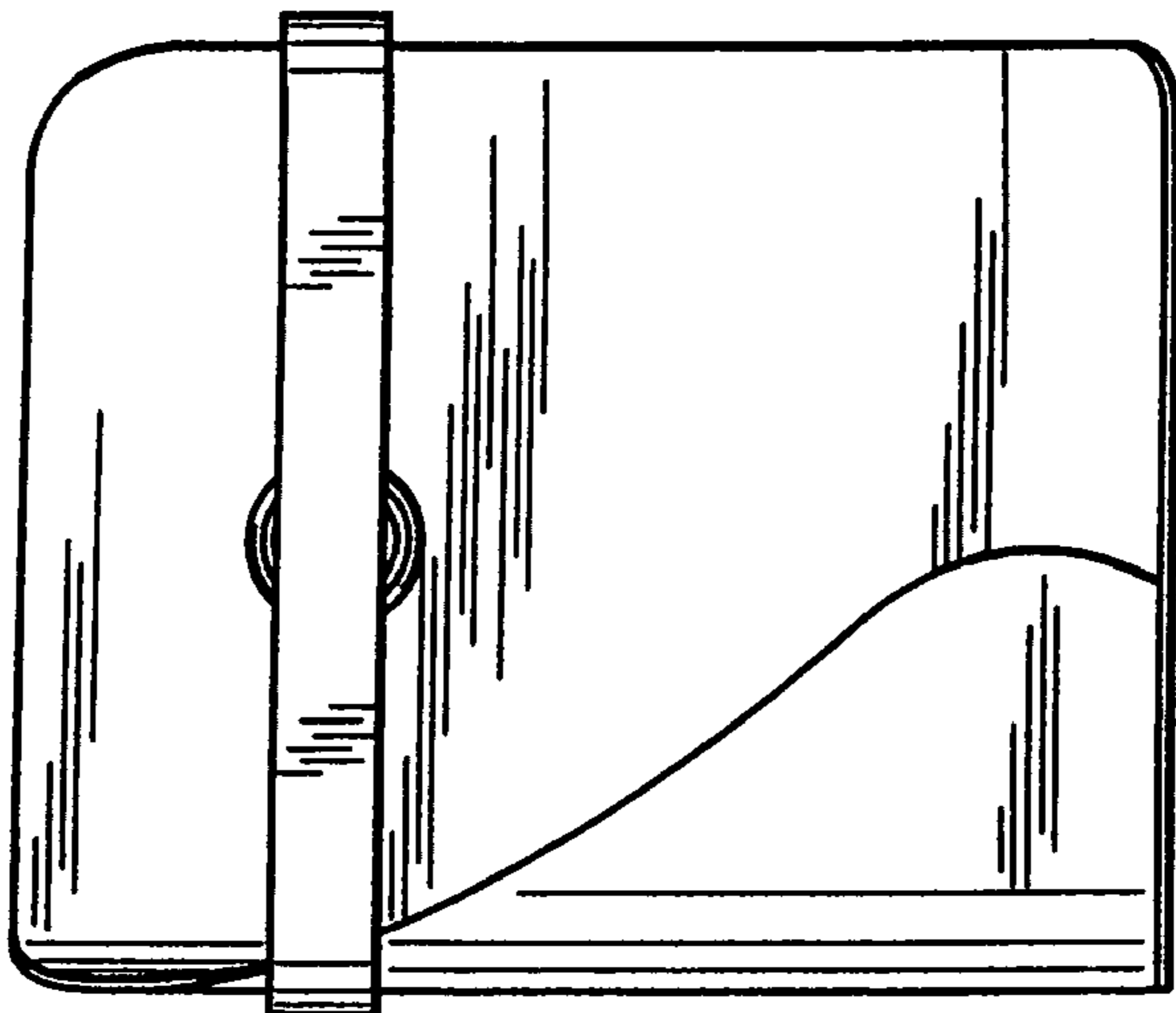
**FIG. 3**



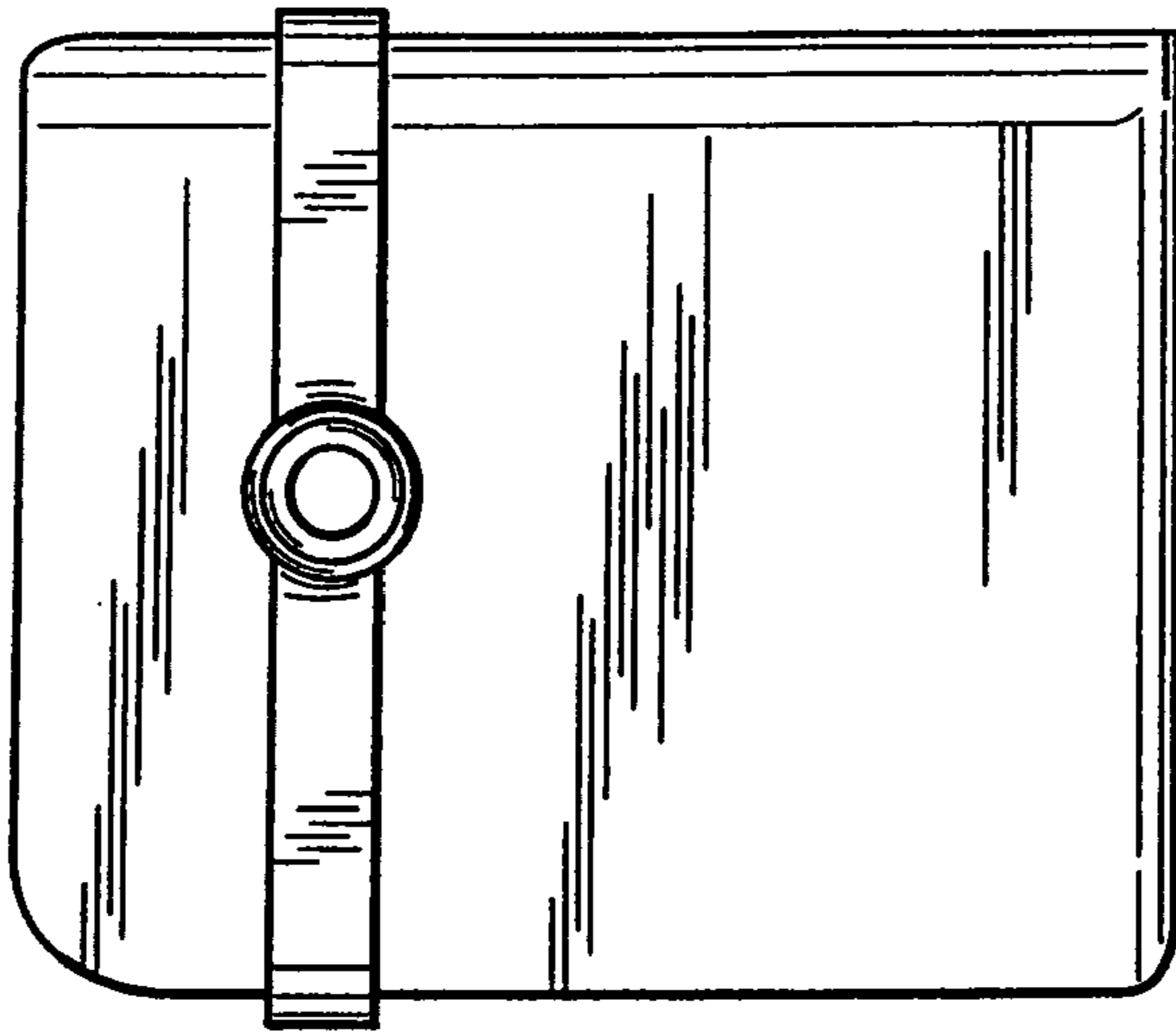
**FIG. 5**



**FIG. 7**



**FIG. 4**



**FIG. 6**



**FIG. 8**