



US00D584041S

(12) **United States Design Patent**  
**Varga et al.**

(10) **Patent No.:** **US D584,041 S**  
(45) **Date of Patent:** **\*\* Jan. 6, 2009**

(54) **UMBRELLA STAND**

2005/0189005 A1\* 9/2005 Smith et al. .... 135/16

(76) Inventors: **Linda Moravec Varga**, 549 Twin Palms Dr., San Gabriel, CA (US) 91775;  
**Alexander Varga**, 549 Twin Palms Dr., San Gabriel, CA (US) 91775

\* cited by examiner

*Primary Examiner*—T. Chase Nelson  
*Assistant Examiner*—Anhdao Doan  
(74) *Attorney, Agent, or Firm*—Denton L. Anderson; Sheldon Mak Rose & Anderson PC

(\*\*) Term: **14 Years**

(21) Appl. No.: **29/302,690**

(57) **CLAIM**

(22) Filed: **Jan. 22, 2008**

The ornamental design for an umbrella stand, as shown and described.

(51) **LOC (9) Cl.** ..... **03-03**

(52) **U.S. Cl.** ..... **D3/10**

(58) **Field of Classification Search** ..... D3/5-17;  
D6/495; D20/41; D11/181, 182; 135/15.1,  
135/16, 17, 19, 98, 99; 248/519, 523, 539  
See application file for complete search history.

**DESCRIPTION**

FIG. 1 is a perspective view of the umbrella stand of the invention showing stabilizer legs in a closed position;

FIG. 2 is a top view of the umbrella stand illustrated in FIG. 1;

FIG. 3 is a first side view of the umbrella stand illustrated in FIG. 1;

FIG. 4 is a second side view of the umbrella stand illustrated in FIG. 1;

FIG. 5 is a third side view of the umbrella stand illustrated in FIG. 1;

FIG. 6 is a fourth side view of the umbrella stand illustrated in FIG. 1;

FIG. 7 is a bottom view of the umbrella stand illustrated in FIG. 1; and,

FIG. 8 is a perspective view of the umbrella stand illustrated in FIG. 1 showing the stabilizer legs in an open position.

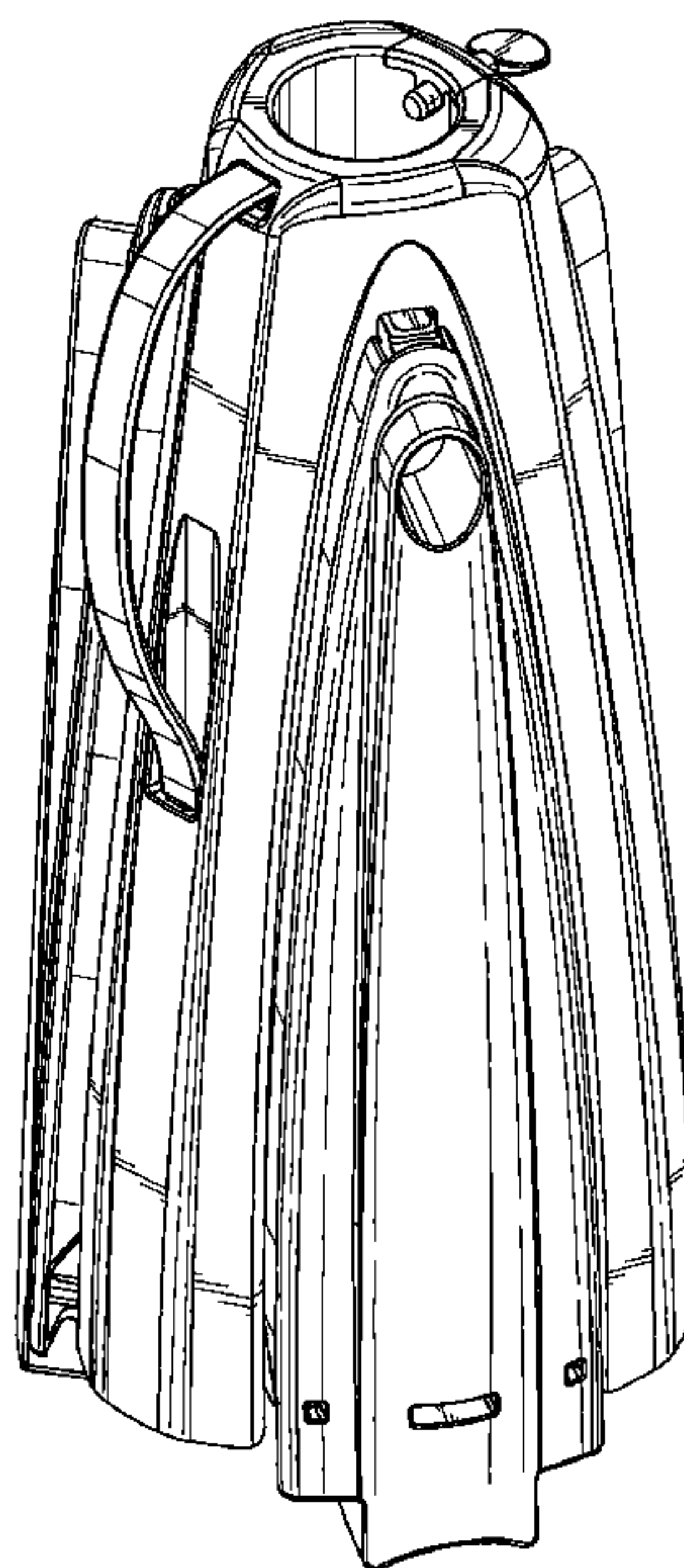
The broken lines in FIGS. 7 and 8 are included for the purpose of illustrating a portion of the umbrella stand that forms no part of the claimed design.

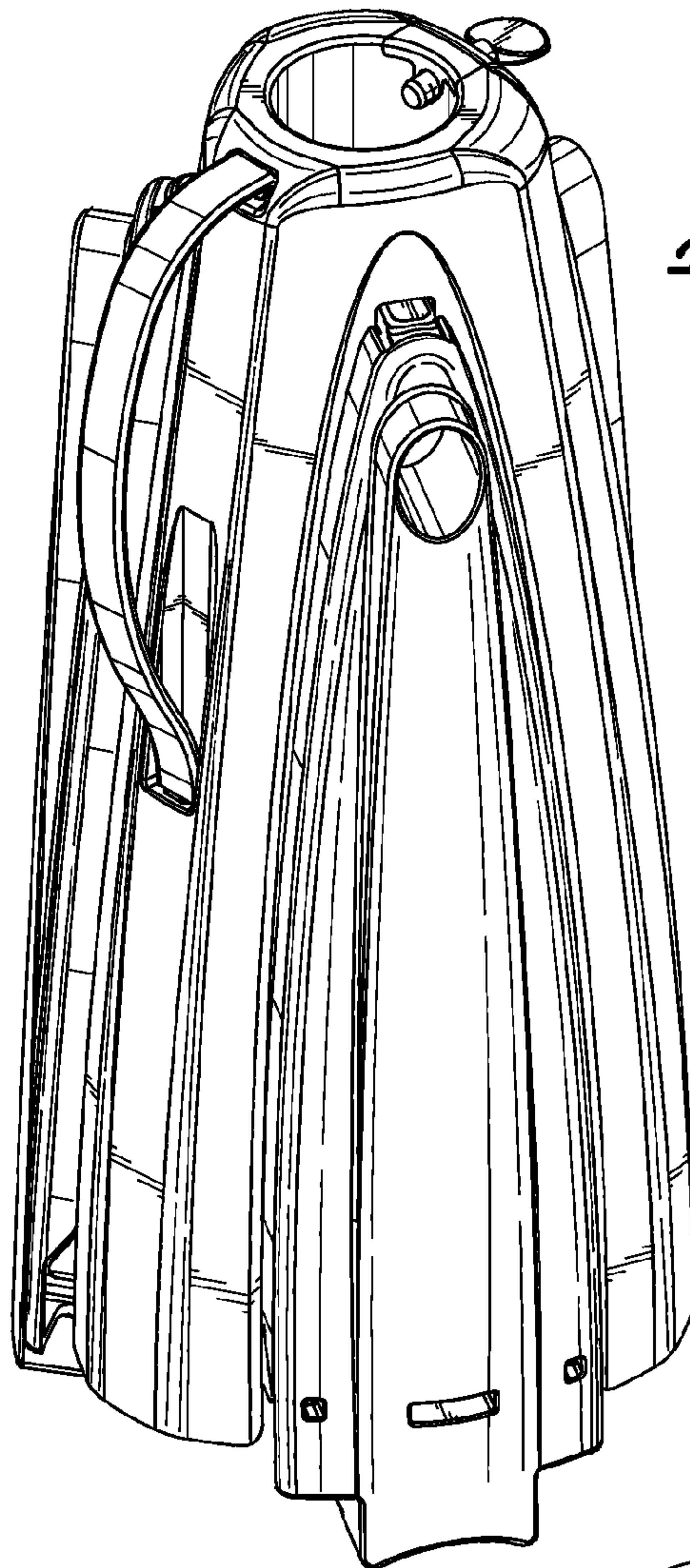
(56) **References Cited**

U.S. PATENT DOCUMENTS

1,525,701 A	2/1925	Rose et al.	
2,876,974 A	3/1959	Liftman	
D283,381 S *	4/1986	Bakker et al. ....	D6/495
4,753,411 A	6/1988	Lechner et al.	
D305,702 S *	1/1990	Taliani et al. ....	D3/10
5,137,236 A	8/1992	Burns	
D332,885 S *	2/1993	Miller .....	D6/495
5,339,847 A	8/1994	Kanter et al.	
5,385,161 A *	1/1995	Loker et al. ....	135/15.1
5,470,038 A	11/1995	Clark	
6,113,054 A *	9/2000	Ma .....	248/523
6,286,804 B1 *	9/2001	Avinger et al. ....	248/523
D470,305 S *	2/2003	Clarke .....	D3/10
6,612,320 B2	9/2003	Lin et al.	
D485,055 S *	1/2004	Taylor .....	D3/10
6,682,055 B1 *	1/2004	Tomlinson et al. ....	248/519
D516,297 S *	3/2006	Smith et al. ....	D3/10


**1 Claim, 4 Drawing Sheets**



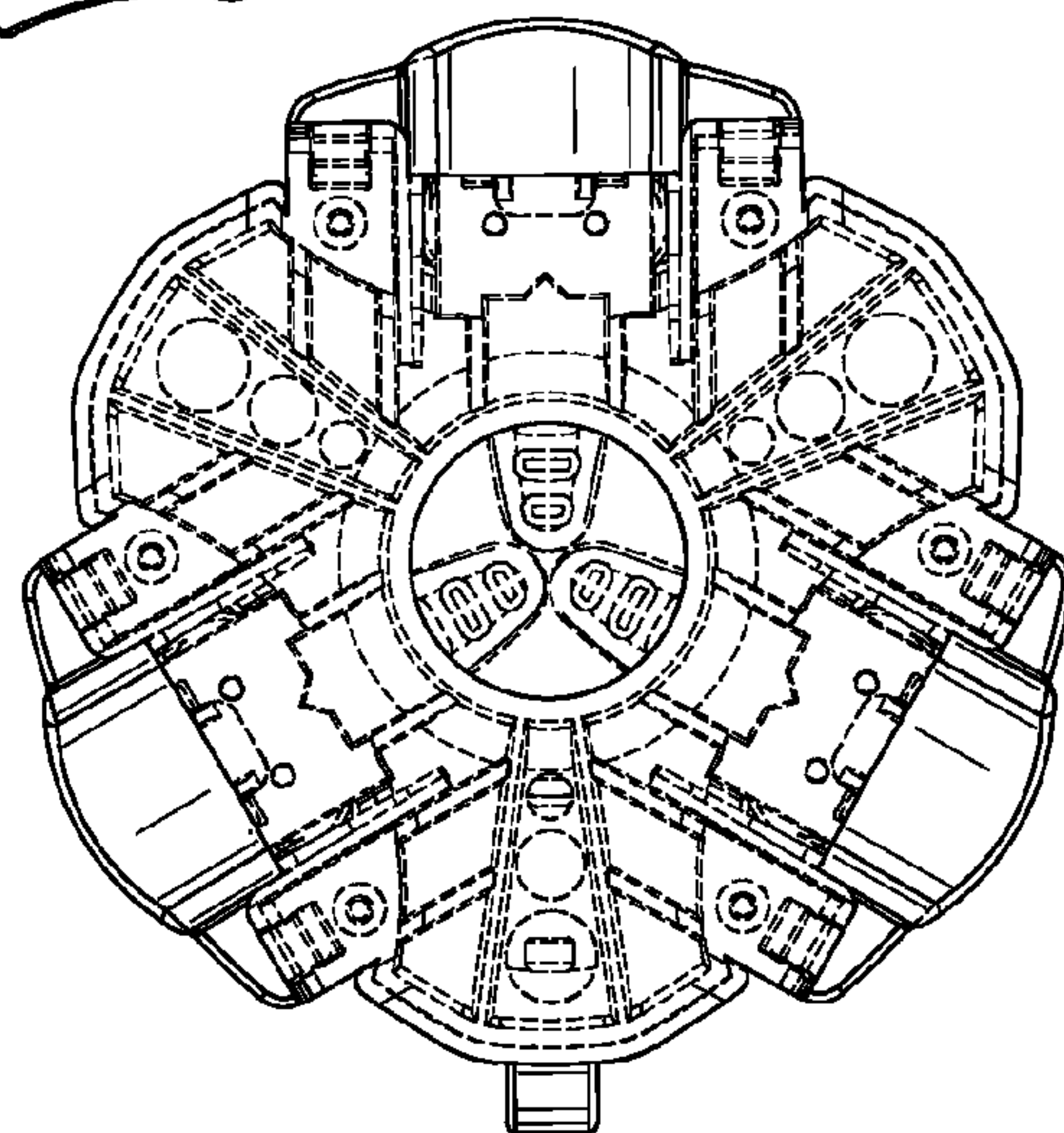


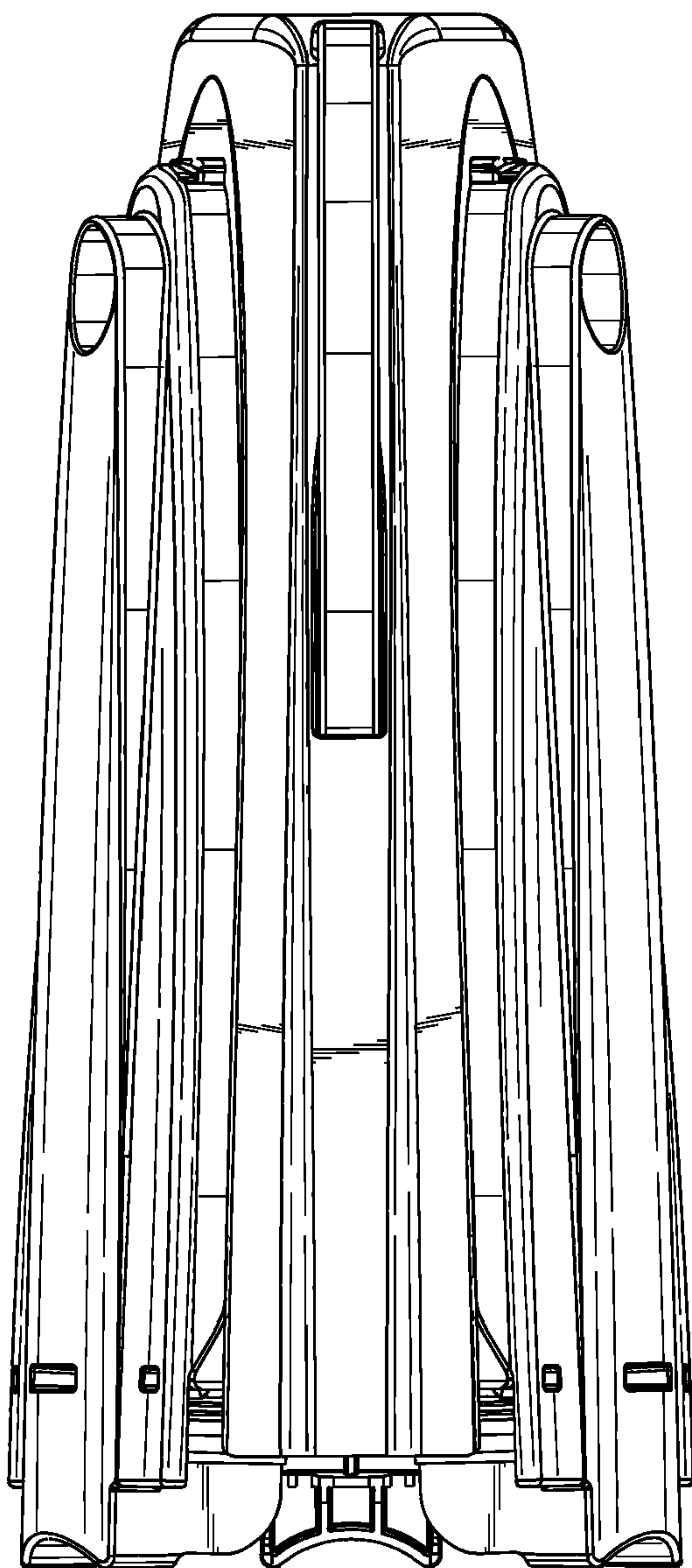
*Fig. 1*

*Fig. 2*

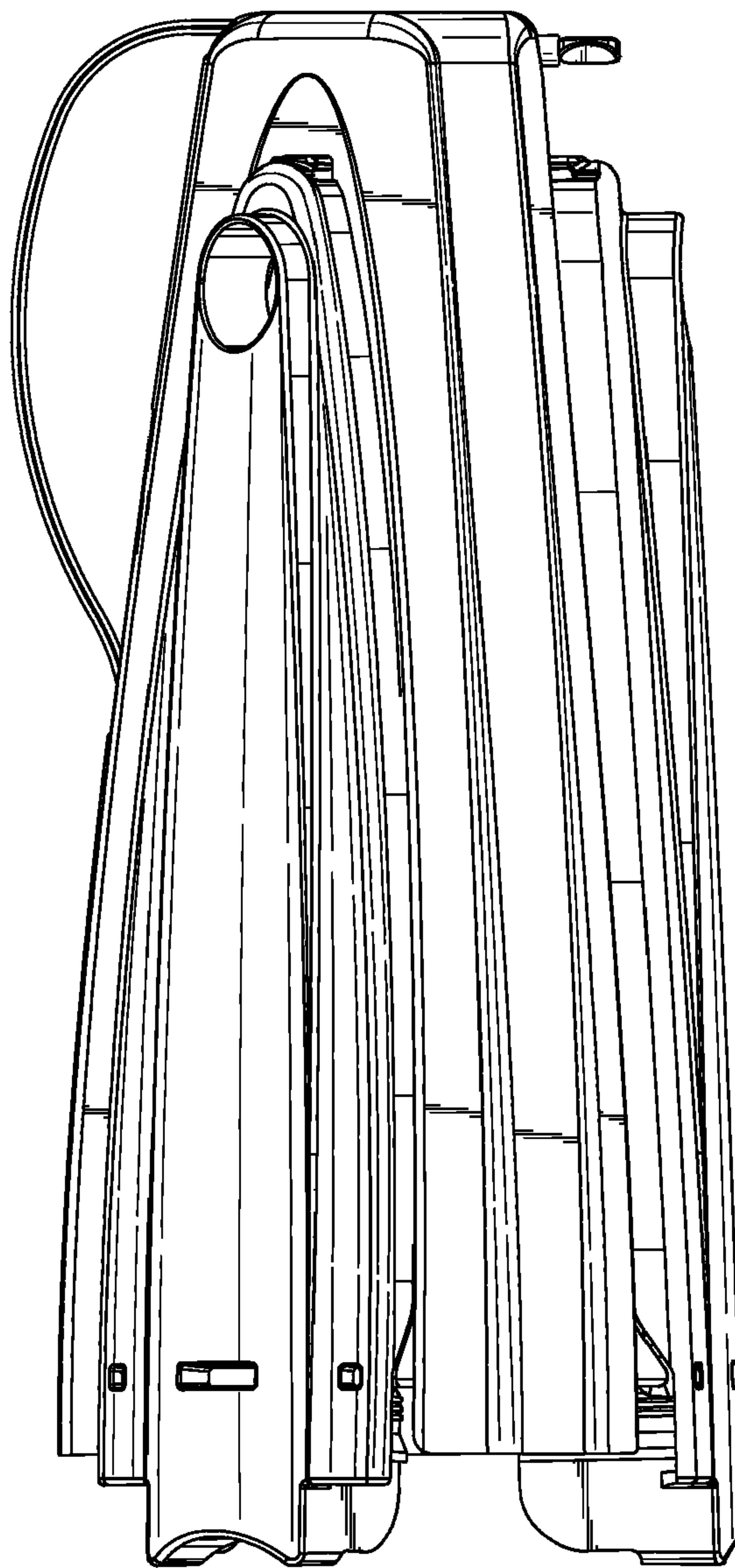


*Fig. 7*



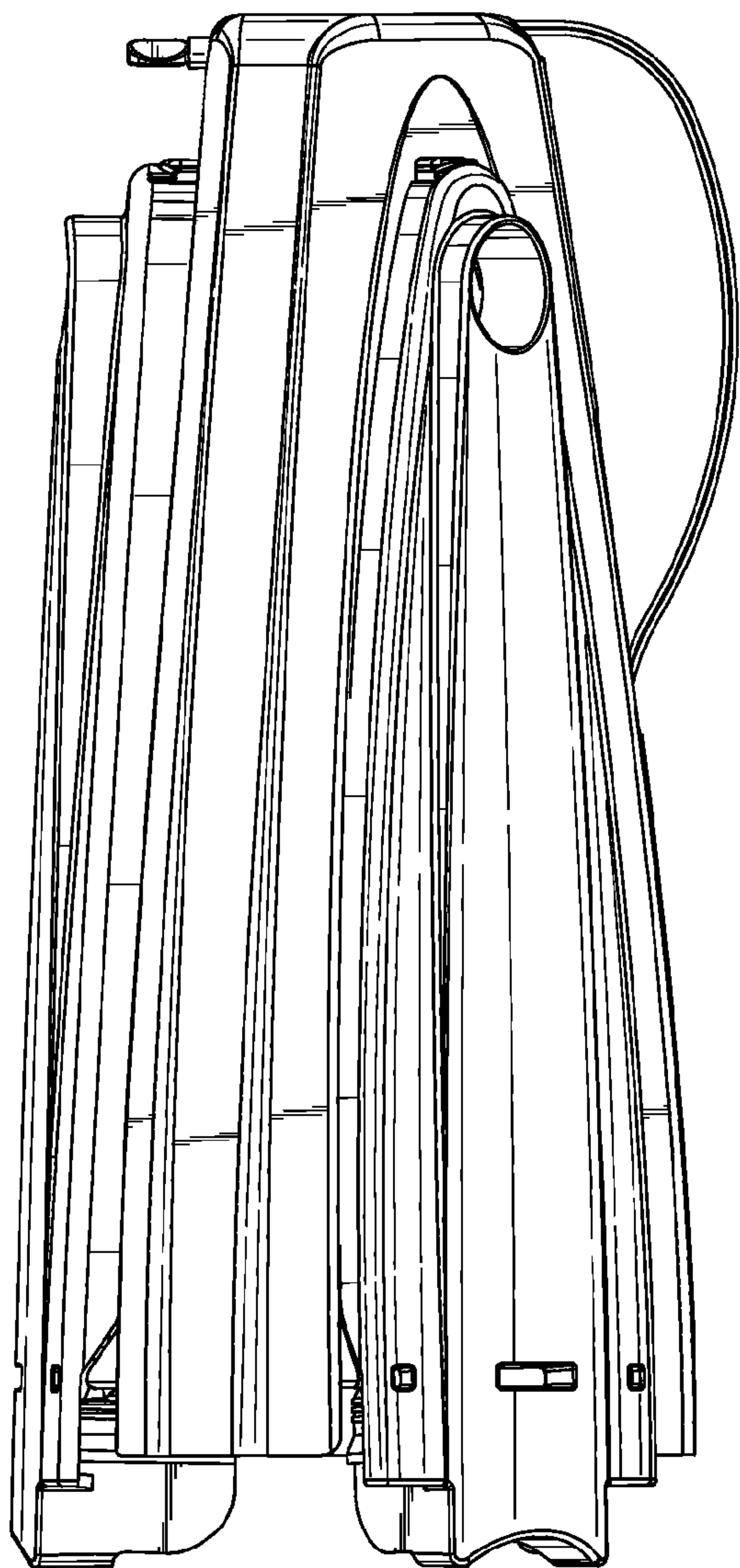


*FIG. 3*

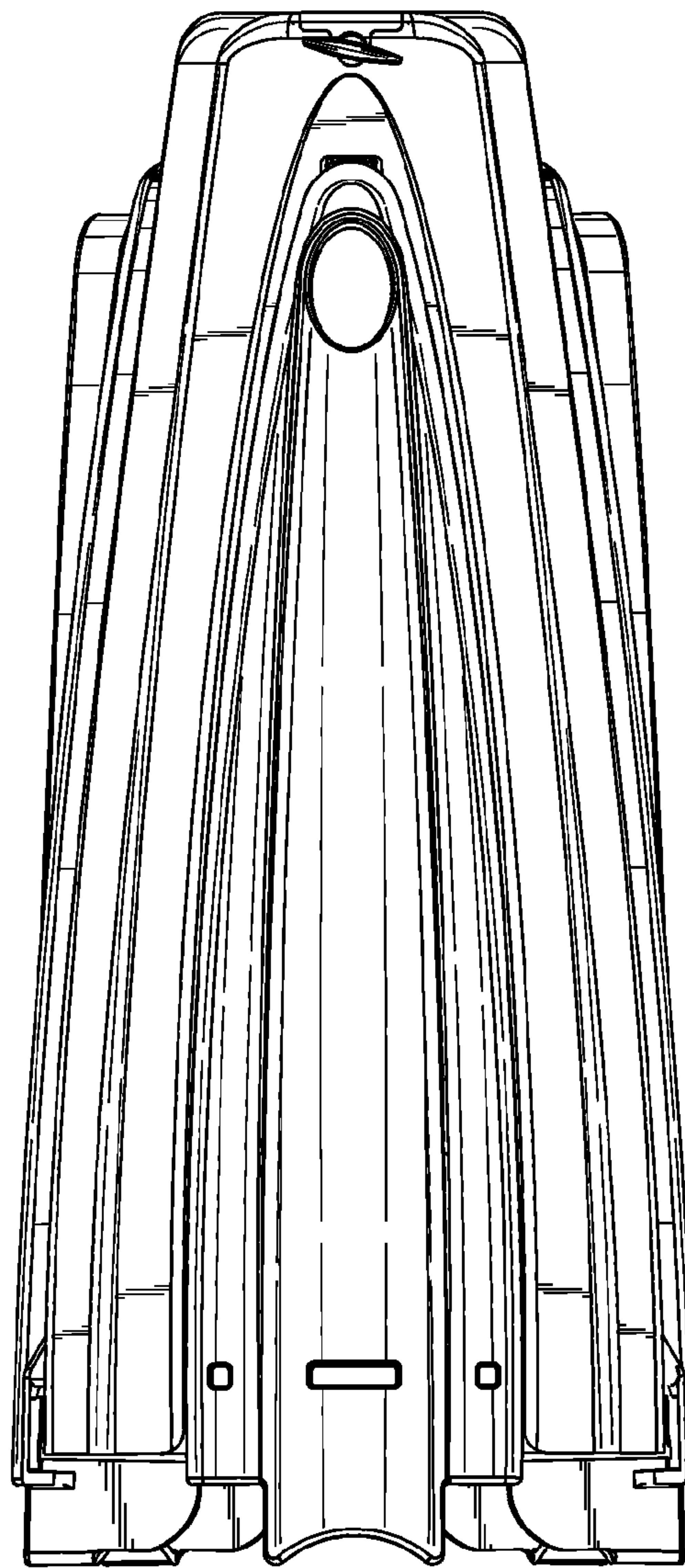


*FIG. 4*





*FIG. 5*



*FIG. 6*

