



US00D584038S

(12) **United States Design Patent**
St-Louis et al.

(10) **Patent No.:** **US D584,038 S**

(45) **Date of Patent:** **** Jan. 6, 2009**

(54) **FOOTWEAR UPPER**

(75) Inventors: **Julie St-Louis**, Montreal (CA); **Manon Belley**, Laval (CA); **Cristian Ardissono**, Venegazzu del Montello (IT)

(73) Assignee: **Wolverine World Wide, Inc.**, Rockford, MI (US)

(**) Term: **14 Years**

(21) Appl. No.: **29/307,953**

(22) Filed: **May 20, 2008**

(51) **LOC (9) Cl.** **02-99**

(52) **U.S. Cl.** **D2/969**

(58) **Field of Classification Search** D2/896-900,
D2/903, 916-925, 943, 952, 969, 971; 36/45,
36/11.5, 8.1, 77 M, 77 R, 83, 7
See application file for complete search history.

(56) **References Cited**

U.S. PATENT DOCUMENTS

2,167,035	A	*	7/1939	Westheimer	36/169
D434,210	S	*	11/2000	Dean	D2/969
D435,335	S	*	12/2000	Dean	D2/969
D438,695	S		3/2001	Matis et al.		
D442,359	S		5/2001	Matis et al.		
D442,769	S		5/2001	Matis et al.		
D452,367	S		12/2001	Rogers et al.		
D455,003	S		4/2002	Rogers et al.		
D461,042	S	*	8/2002	Urie et al.	D2/969
D486,627	S		2/2004	Rogers et al.		
D486,957	S		2/2004	Rogers et al.		
D487,620	S		3/2004	Robbins		
D487,624	S		3/2004	Rogers et al.		
D504,212	S		4/2005	Schoenborn et al.		
D504,215	S		4/2005	Matis et al.		
D504,561	S		5/2005	Matis		
D505,000	S		5/2005	Schoenborn et al.		
D505,003	S		5/2005	Robbins et al.		

D527,873	S		9/2006	Schoenborn et al.		
D532,589	S		11/2006	Belley et al.		
D534,715	S		1/2007	Belley et al.		
D534,716	S		1/2007	Matis et al.		
D534,717	S		1/2007	Matis et al.		
D539,019	S		3/2007	Matis et al.		
D541,513	S	*	5/2007	Gerber	D2/969
D543,344	S	*	5/2007	Belley et al.	D2/969
D544,186	S		6/2007	Matis et al.		
D547,045	S	*	7/2007	Belley et al.	D2/969
D563,658	S		3/2008	St-Louis et al.		
D564,196	S		3/2008	Matis et al.		
D566,954	S		4/2008	St-Louis et al.		

* cited by examiner

Primary Examiner—Stella M Reid

Assistant Examiner—Rashida C McCoy

(74) *Attorney, Agent, or Firm*—Warner Norcross & Judd LLP

(57) **CLAIM**

The ornamental design for footwear upper, as shown and described.

DESCRIPTION

FIG. 1 is a perspective view of the footwear upper embodying the new design;

FIG. 2 is a top view thereof;

FIG. 3 is a right side view thereof;

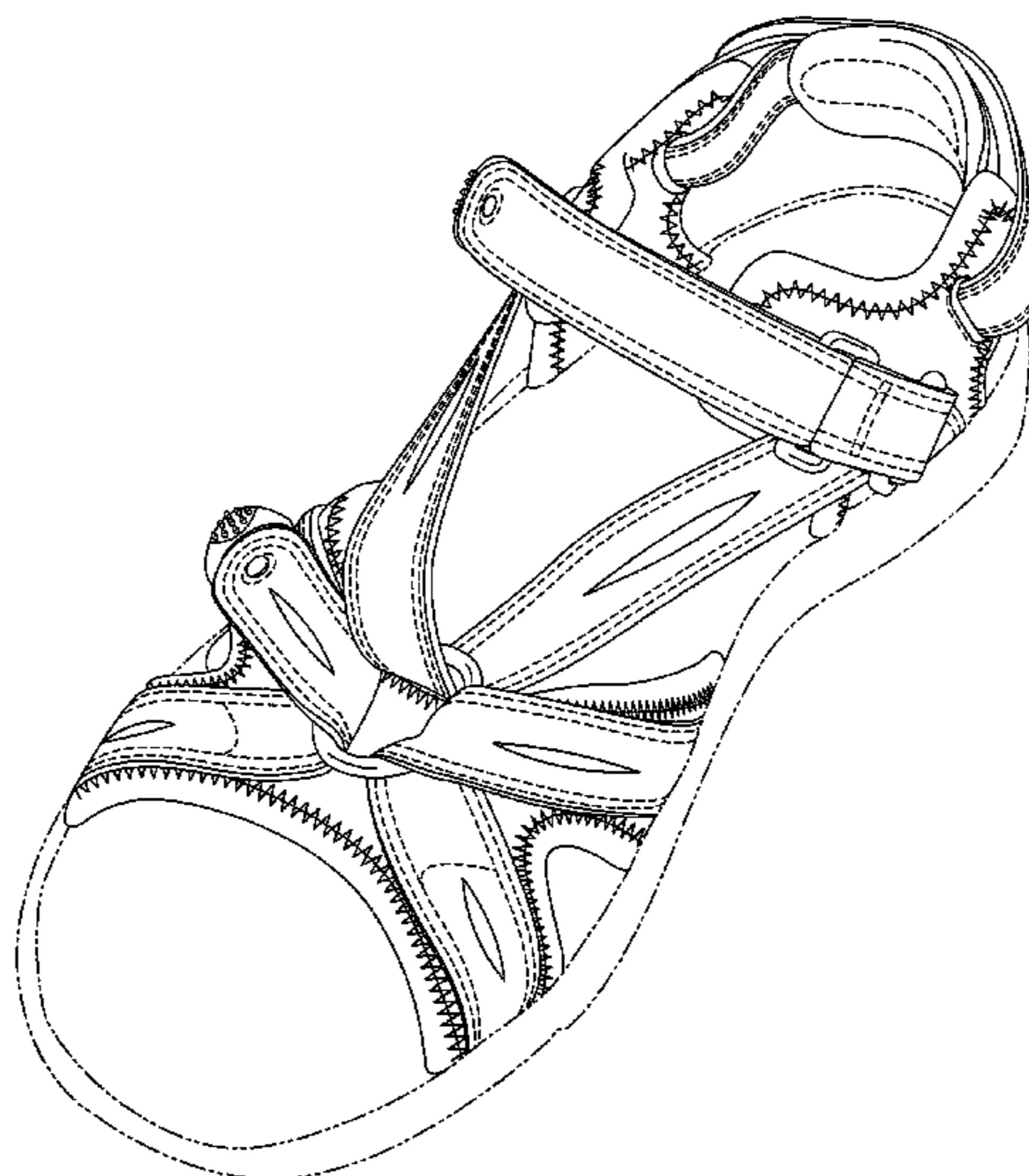
FIG. 4 is a left side view thereof;

FIG. 5 is a front view thereof; and,

FIG. 6 is a rear view thereof.

FIGS. 1-6 show features of an article of footwear in phantom lines. These features are shown for environmental purposes and do not form any part of the claimed design. Further, the phantom lines immediately adjacent the solid-line portions of the design form the boundary of the design, with the phantom lines forming no part of the claimed design.

1 Claim, 4 Drawing Sheets



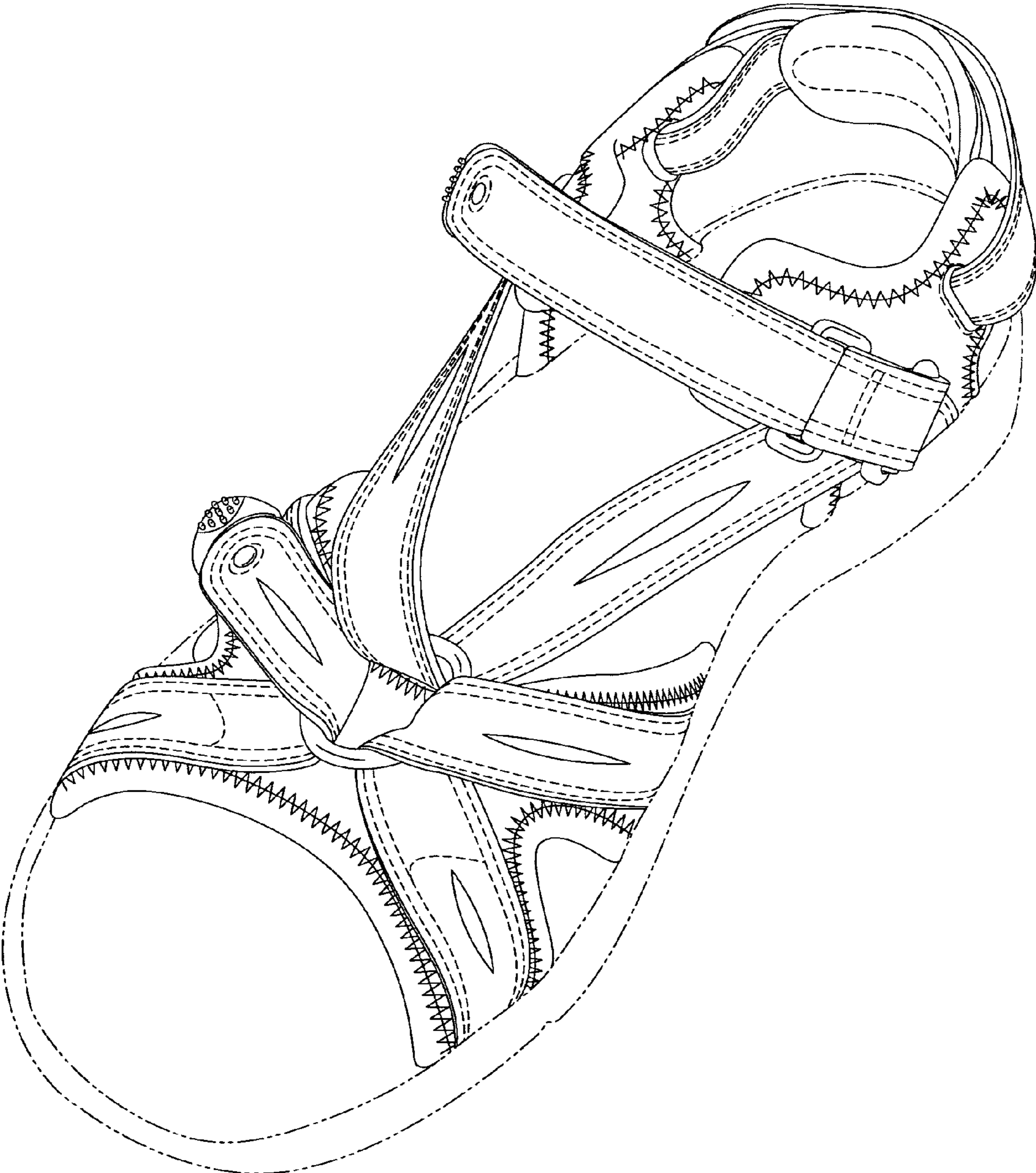


Fig. 1

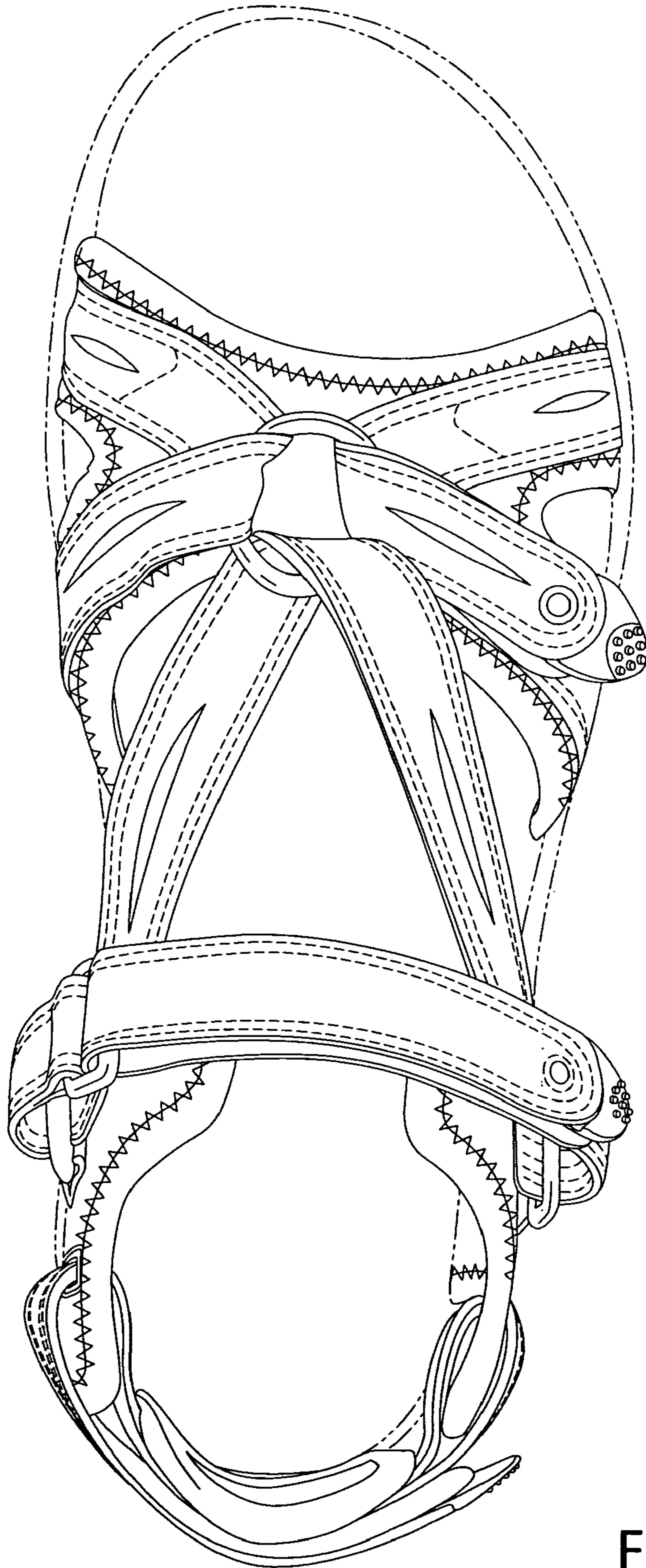


Fig. 2

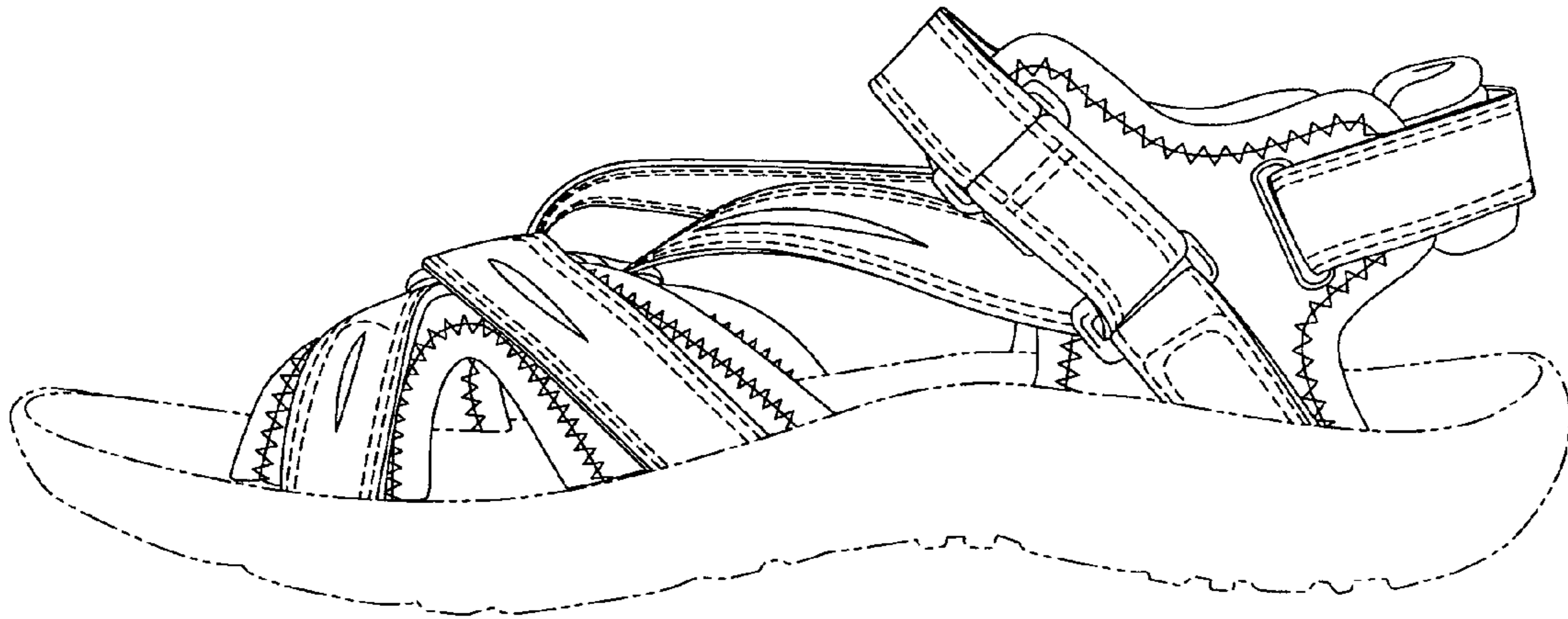


Fig. 3

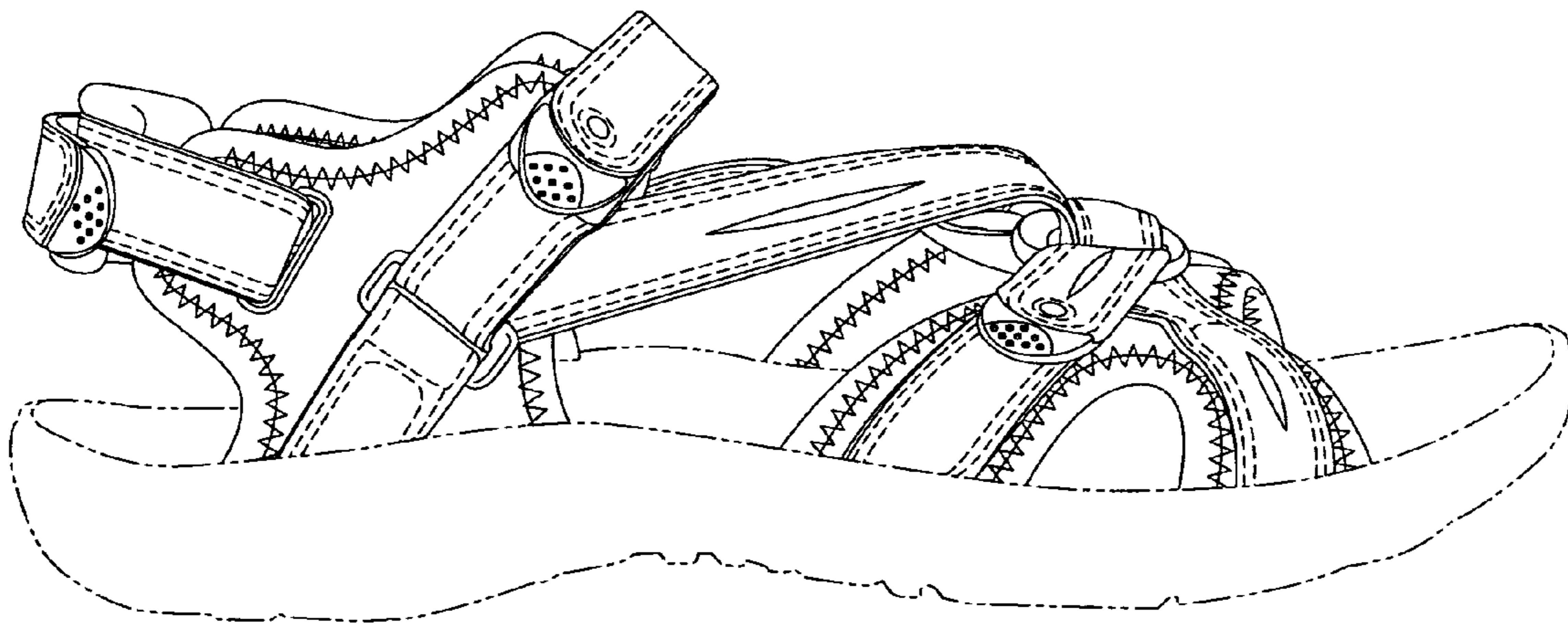


Fig. 4

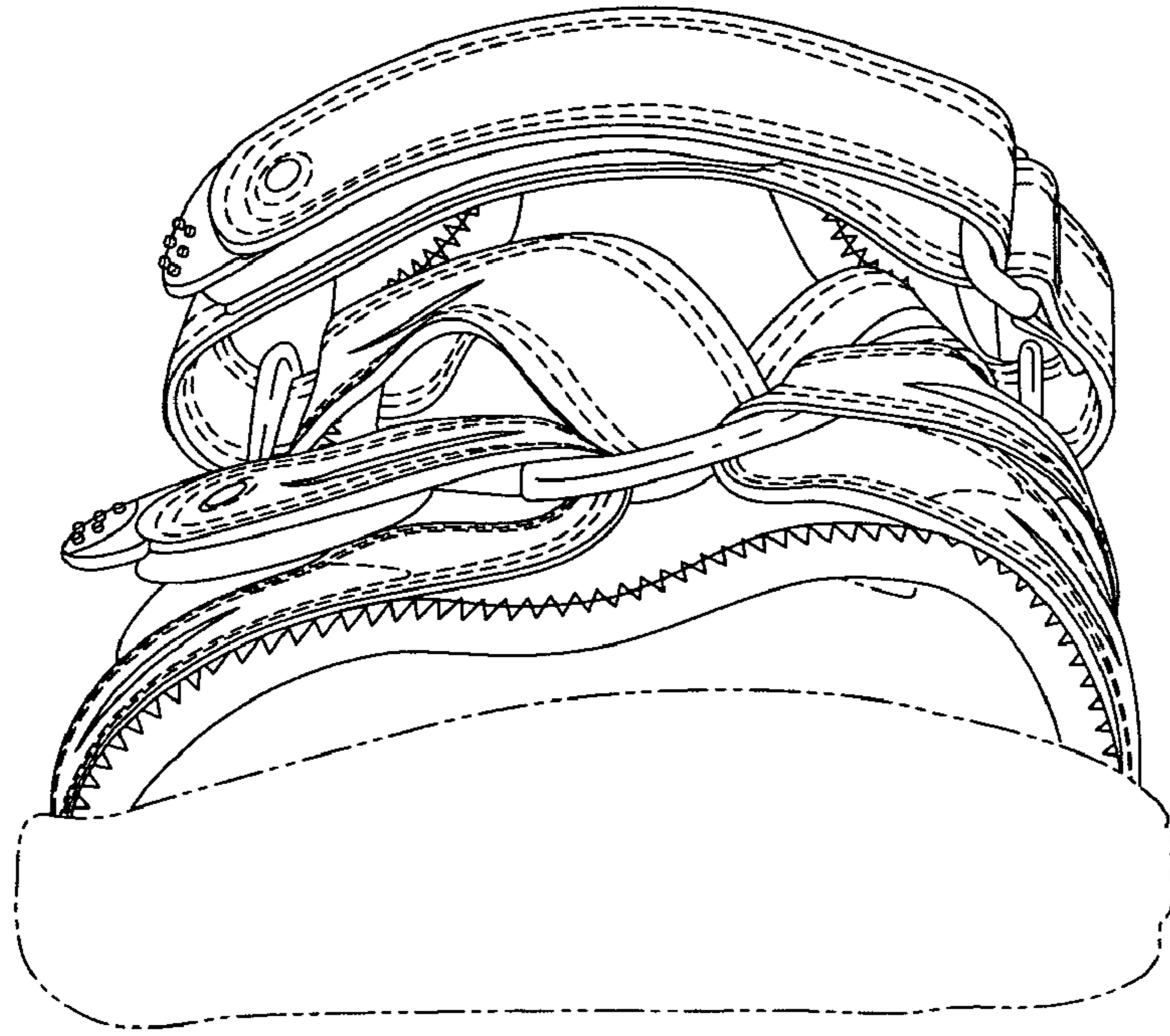


Fig. 5

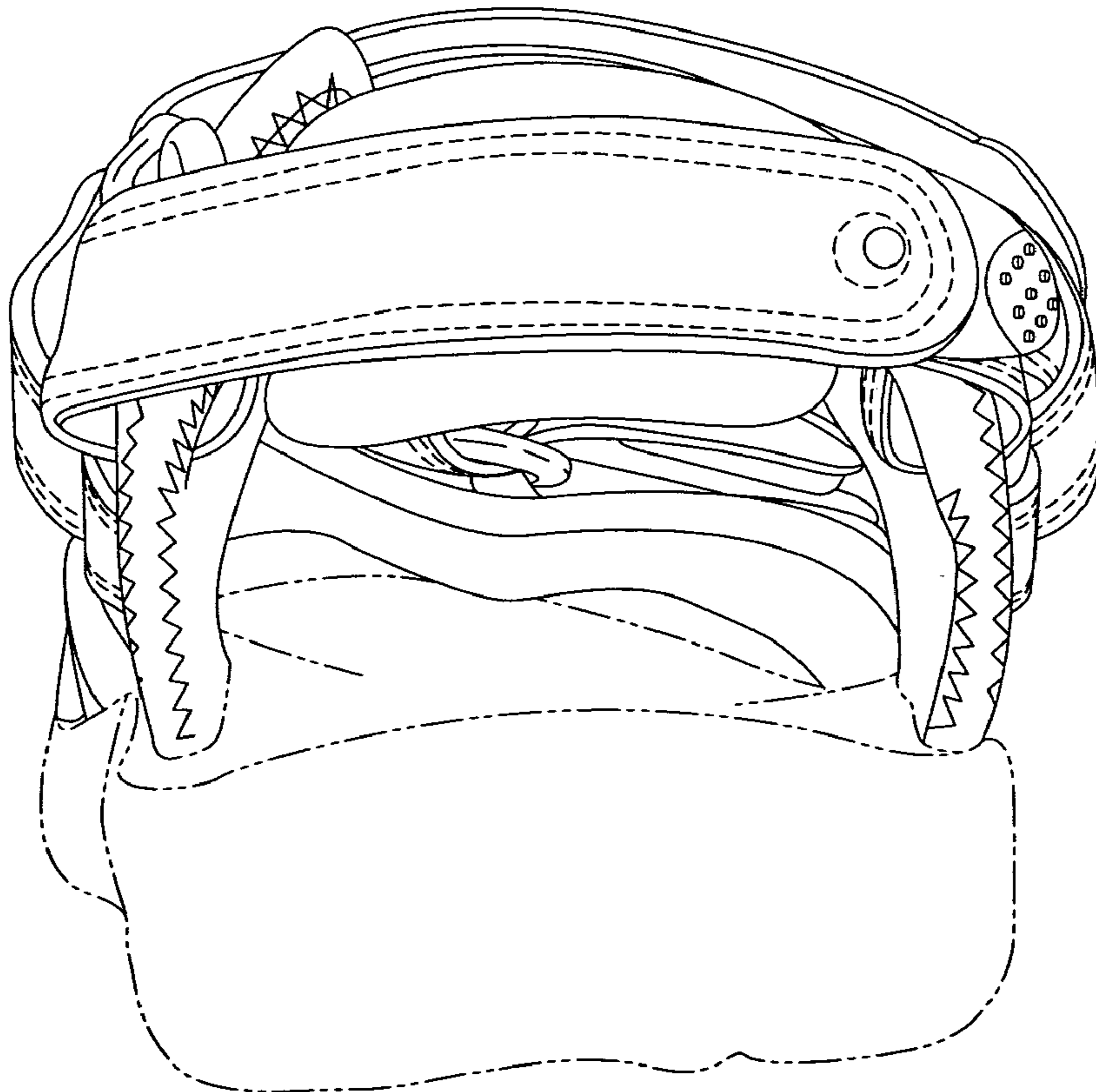


Fig. 6