



US00D584027S

(12) **United States Design Patent**
Kleinert

(10) **Patent No.:** **US D584,027 S**

(45) **Date of Patent:** **** Jan. 6, 2009**

(54) **GLOVE**

(75) Inventor: **James M. Kleinert**, Turners Station, KY
(US)

(73) Assignee: **Hillerich & Bradsby Co.**, Louisville,
KY (US)

(**) Term: **14 Years**

(21) Appl. No.: **29/302,563**

(22) Filed: **Jan. 18, 2008**

(51) **LOC (9) Cl.** **02-06**

(52) **U.S. Cl.** **D2/617**

(58) **Field of Classification Search** D2/610,
D2/612, 614-623; D29/113, 116.2, 117.1-119,
D29/120.1, 123; 2/16, 159, 161.1-161.8,
2/162, 198, 170; D24/190; D28/63; D32/40,
D32/42, 43; D21/807; D3/215, 224, 226,
D3/218; 224/219, 222, 267, 237; 40/586,
40/633

See application file for complete search history.

(56) **References Cited**

U.S. PATENT DOCUMENTS

D426,922 S * 6/2000 Redwood et al. D2/619
D471,674 S * 3/2003 Redwood et al. D29/116.2
6,715,152 B2 * 4/2004 Mazzarolo 2/161.6

D516,277 S * 3/2006 Mattesky D2/619
D549,398 S * 8/2007 Swartz et al. D29/116.2
2007/0209097 A1 * 9/2007 Iacullo 2/161.1

* cited by examiner

Primary Examiner—Raphael Barkai

Assistant Examiner—Randall H Gholson

(74) *Attorney, Agent, or Firm*—Charles G. Lamb; Middleton
Reutlinger

(57) **CLAIM**

The ornamental design for a glove, as shown and described.

DESCRIPTION

FIG. 1 is a palmar side plan view of a glove for a left hand
showing my design;

FIG. 2 is a dorsal side plan view of the glove;

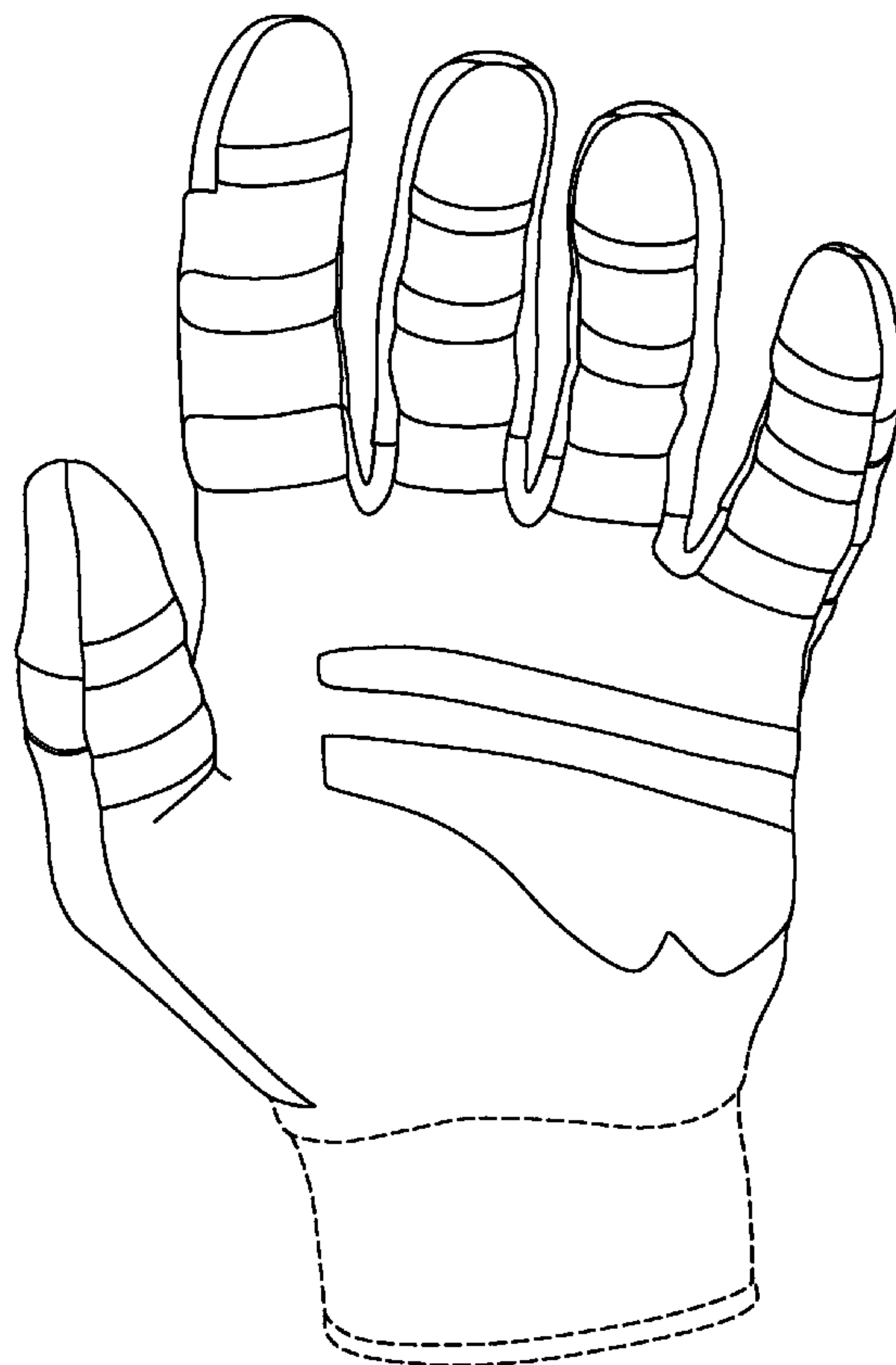
FIG. 3 is a right side view of the glove;

FIG. 4 is a left side view of the glove; and,

FIG. 5 is a front end view of the glove.

The glove outline shown in broken lines in FIGS. 1-5 is for
illustrative purposes only and forms no part of the claimed
design. Although shown in the context of a left hand glove, an
embodiment of the present invention also may be incorpor-
ated in a right hand glove.

1 Claim, 5 Drawing Sheets



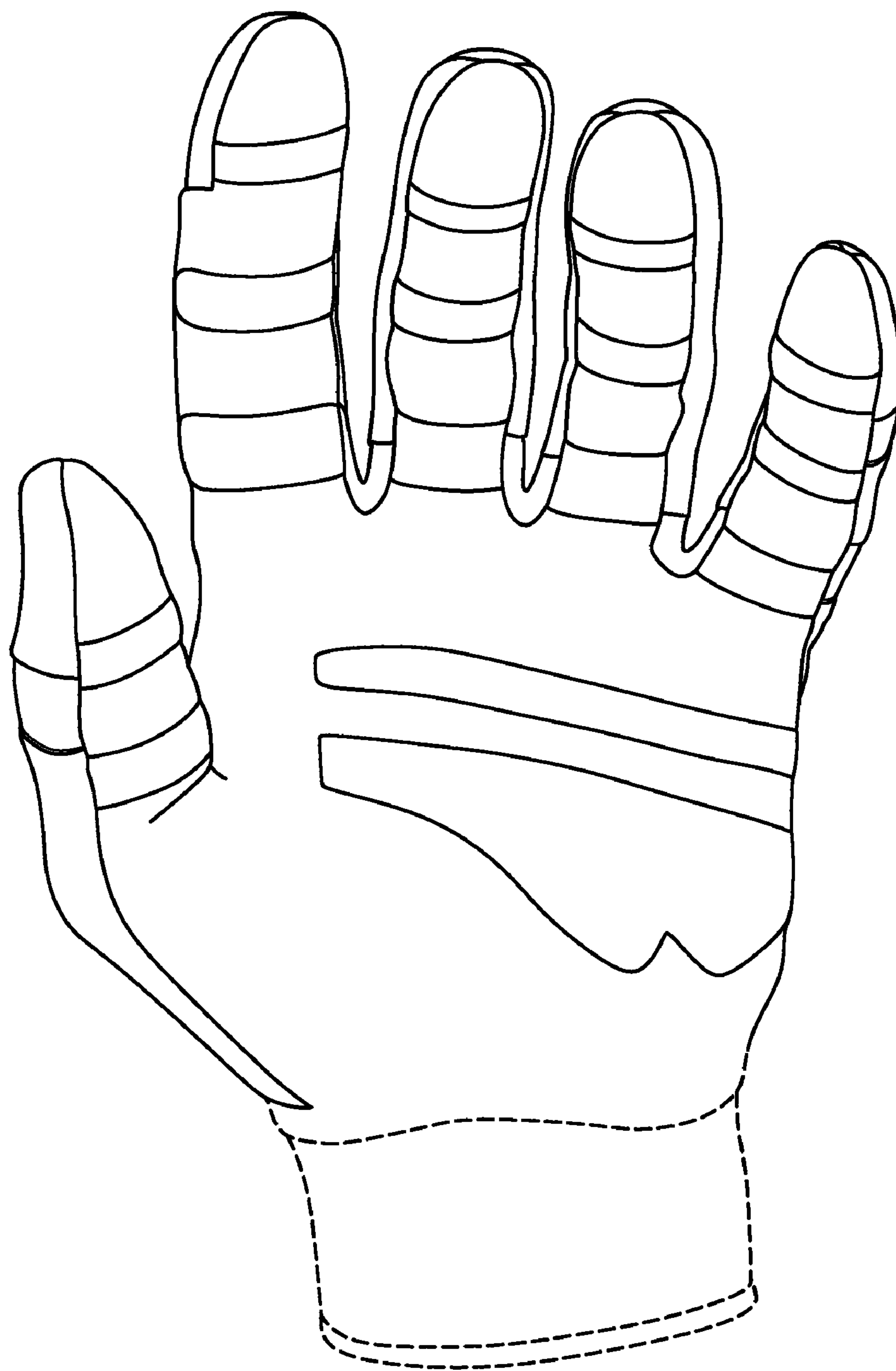


FIG. 1

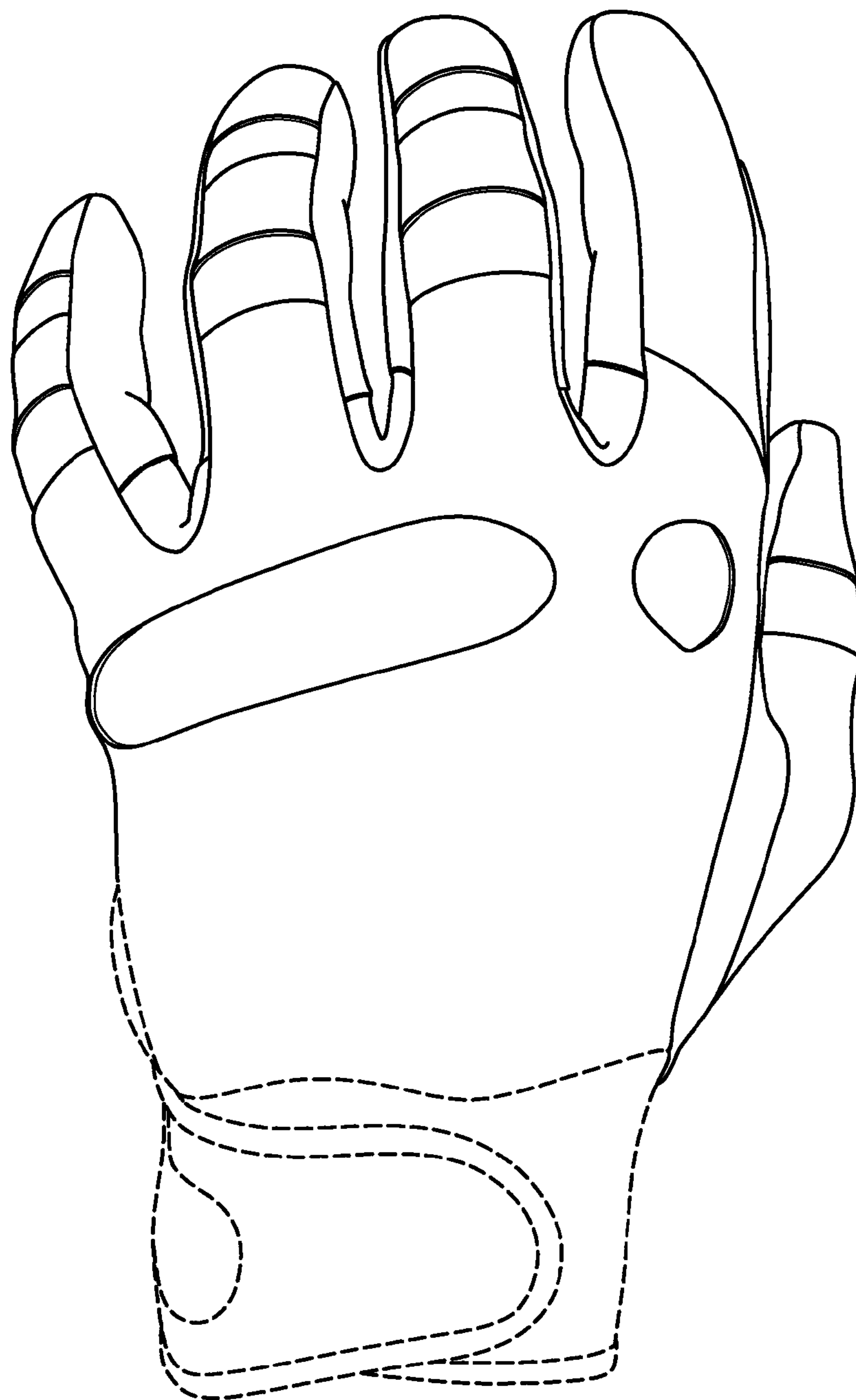


FIG. 2

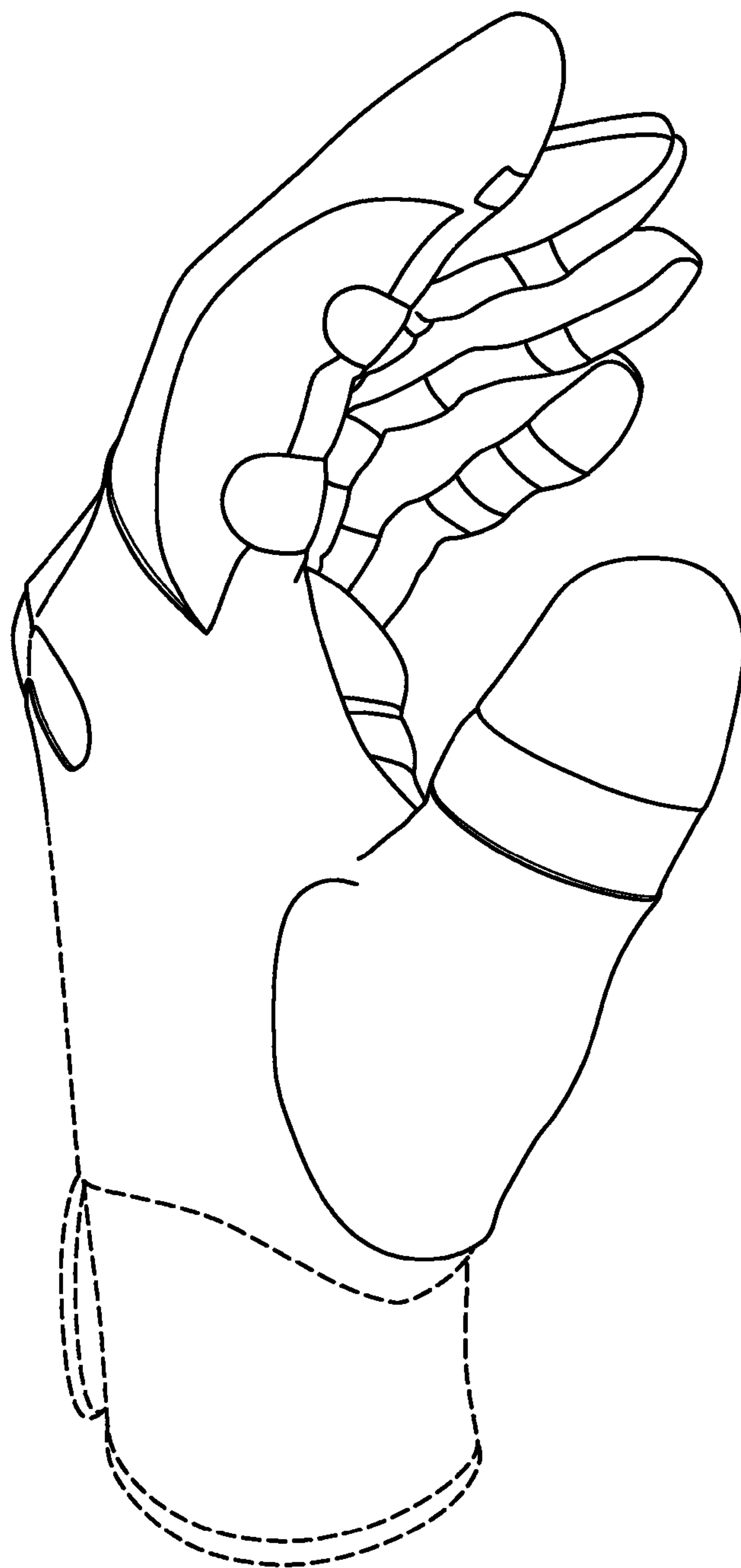


FIG. 3



FIG. 4

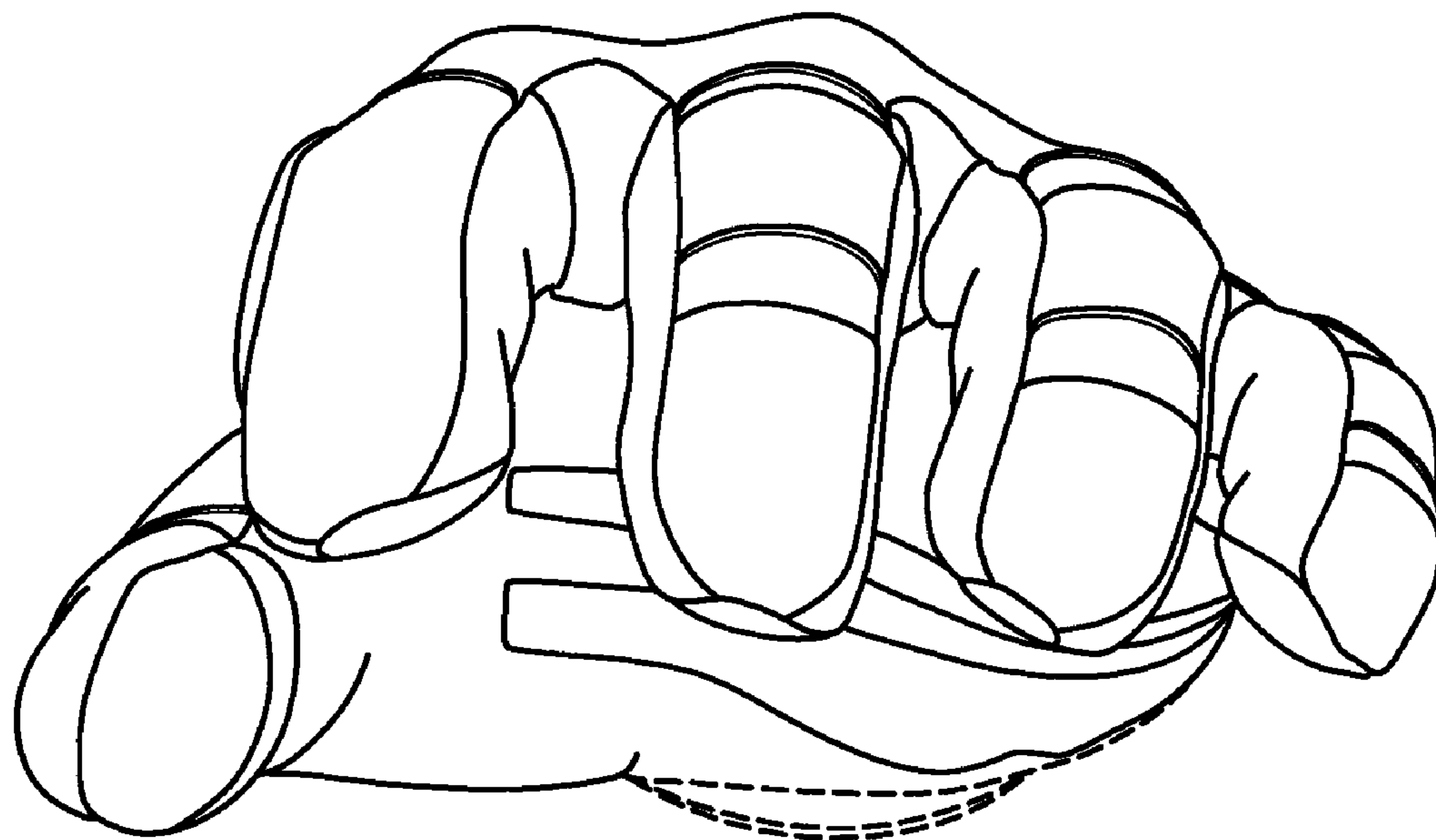


FIG. 5