



US00D583978S

(12) **United States Design Patent**
Duffy et al.

(10) **Patent No.:** **US D583,978 S**
(45) **Date of Patent:** **** Dec. 30, 2008**

(54) **WALL-MOUNTED LIGHTING FIXTURE**

(75) Inventors: **Roger Duffy**, New York, NY (US);
Peter Magill, New York, NY (US);
Mikako Oshima, New York, NY (US)

(73) Assignee: **Lutron Electronics Co., Inc.**,
Coopersburg, PA (US)

(**) Term: **14 Years**

(21) Appl. No.: **29/317,546**

(22) Filed: **May 1, 2008**

(51) **LOC (8) Cl.** **26-03**

(52) **U.S. Cl.** **D26/85**

(58) **Field of Classification Search** D26/72,
D26/85, 88, 89, 121, 122, 24; 362/147, 348-350,
362/367, 432, 806; D10/114

See application file for complete search history.

(56) **References Cited**

U.S. PATENT DOCUMENTS

D81,847 S 8/1930 Roettges

(Continued)

OTHER PUBLICATIONS

Lighting configuration labeled as No. 2 on p. 304 of 2005 Ikea Catalog.

(Continued)

Primary Examiner—Clare E Heflin

(74) *Attorney, Agent, or Firm*—Mark E. Rose; Philip N. Smith

(57) **CLAIM**

We claim the ornamental design for a wall-mounted lighting fixture, as shown and described.

DESCRIPTION

FIG. 1 is a right-front perspective view of a wall-mounted lighting fixture according to a first embodiment of our new design.

FIG. 2 is a left-front perspective view thereof.

FIG. 3 is a front view thereof.

FIG. 4 is a left side view thereof.

FIG. 5 is a right side view thereof.

FIG. 6 is a top view thereof.

FIG. 7 is a bottom view thereof.

FIG. 8 is a right-front perspective view of a wall-mounted lighting fixture according to a second embodiment of our new design, the wall-mounted lighting fixture of the second embodiment being a mirror image of the wall-mounted lighting fixture of the first embodiment about a vertical centerline.

FIG. 9 is a left-front perspective view thereof.

FIG. 10 is a front view thereof.

FIG. 11 is a left side view thereof.

FIG. 12 is a right side view thereof.

FIG. 13 is a top view thereof.

FIG. 14 is a bottom view thereof.

FIG. 15 is a right-front perspective view of a wall-mounted lighting fixture according to a third embodiment of our new design, the wall-mounted lighting fixture of the third embodiment having two vertically-aligned fixtures with one fixture according to the first embodiment at the top and one fixture according to the second embodiment at the bottom.

FIG. 16 is a left-front perspective view thereof.

FIG. 17 is a front view thereof.

FIG. 18 is a left side view thereof.

FIG. 19 is a right side view thereof.

FIG. 20 is a top view thereof; and,

FIG. 21 is a bottom view thereof.

The rear views form no part of the design and are omitted. The portions of the drawings appearing in broken line are for environment only and do not form a part of the claimed design.

1 Claim, 14 Drawing Sheets



US D583,978 S

Page 2

U.S. PATENT DOCUMENTS

3,121,817 A 2/1964 Saviers
D210,903 S 4/1968 Dalton, Jr.
D261,056 S * 9/1981 Andersson D26/85
D282,687 S 2/1986 McMahon
D312,319 S 11/1990 Kunz
D331,890 S * 12/1992 Robinson D10/114
D352,914 S * 11/1994 Sours D10/114
D411,634 S 6/1999 Connelly
D412,040 S * 7/1999 Hudak et al. D26/87
D454,971 S * 3/2002 Crosby D26/85
D485,932 S 1/2004 Crane
D491,686 S * 6/2004 Citterio D26/72

6,919,678 B2 7/2005 Ozolins et al.
D519,667 S 4/2006 Zucker
D566,878 S 4/2008 Duffy et al.

OTHER PUBLICATIONS

Tyft wall lamps labeled as No. 6 on p. 305 of 2005 Ikea Catalog.
Doctorow Communications, Inc., New Product Showcase, Contract Lighting, Jan./Feb. 2008, p. 54.
Ivalo Lighting Inc., Silvus LED Decorative Interior Sconce Fixture Specification Sheet, Mar. 2008, 4 pages.

* cited by examiner

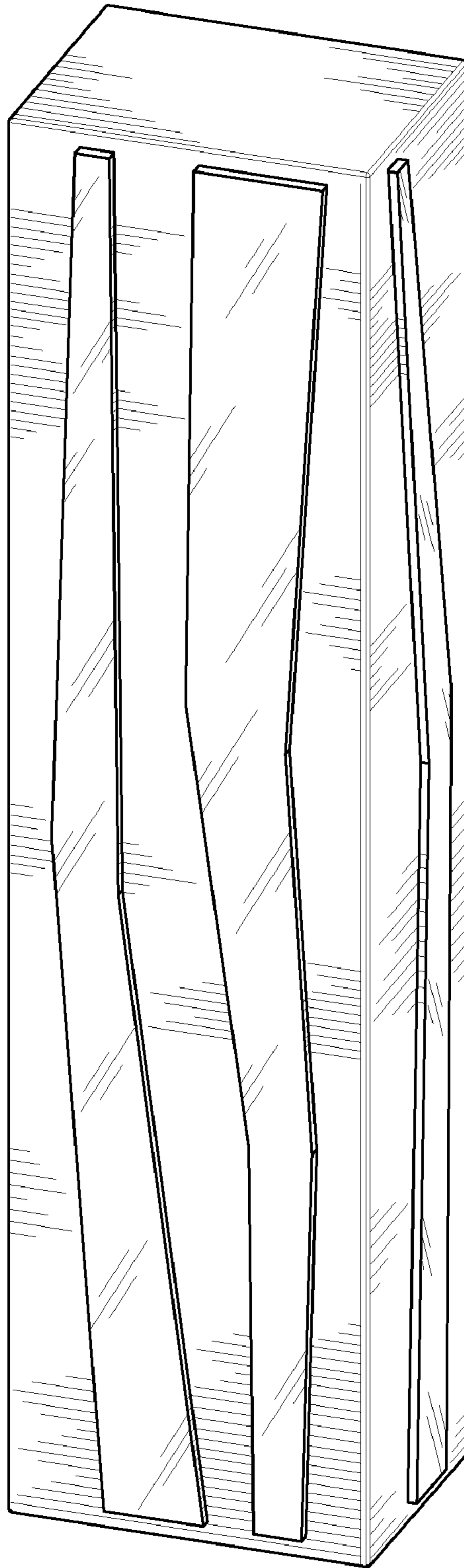


Fig. 1




Fig. 2

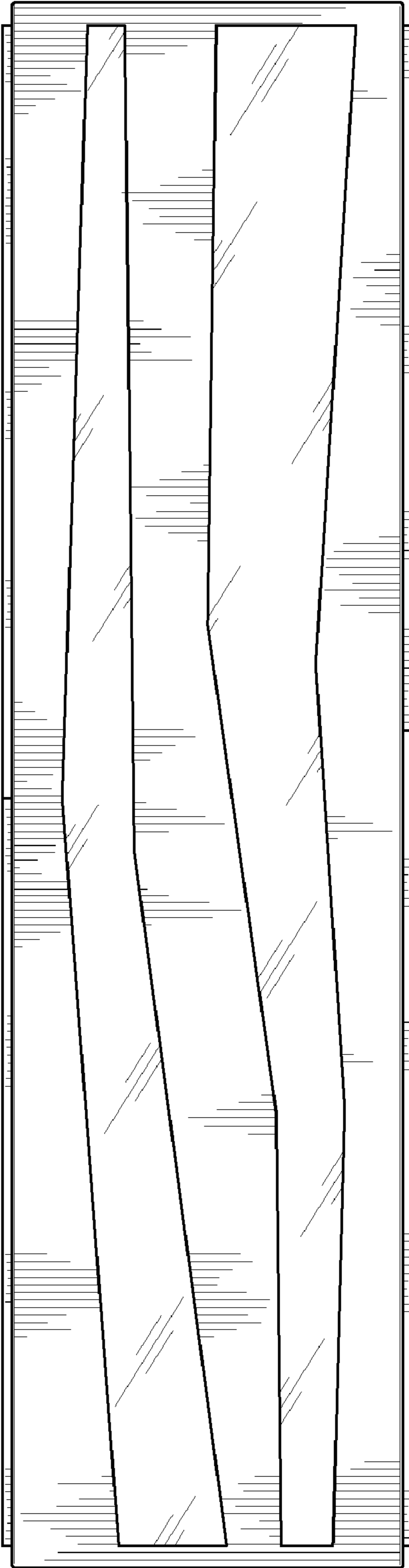


Fig. 3




Fig. 4



Fig. 5




Fig. 6




Fig. 7



Fig. 8




Fig. 9




Fig. 10

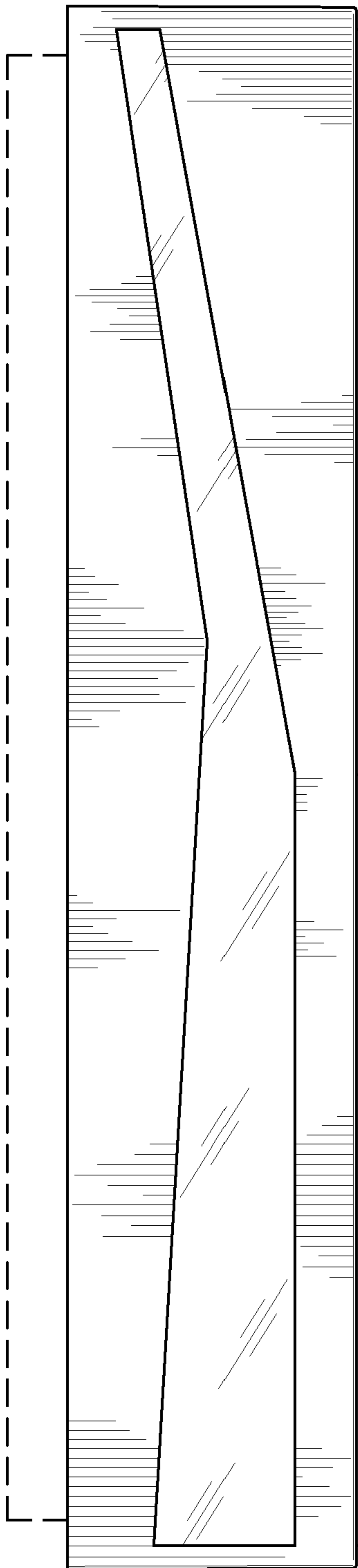


Fig. 11



Fig. 12




Fig. 13

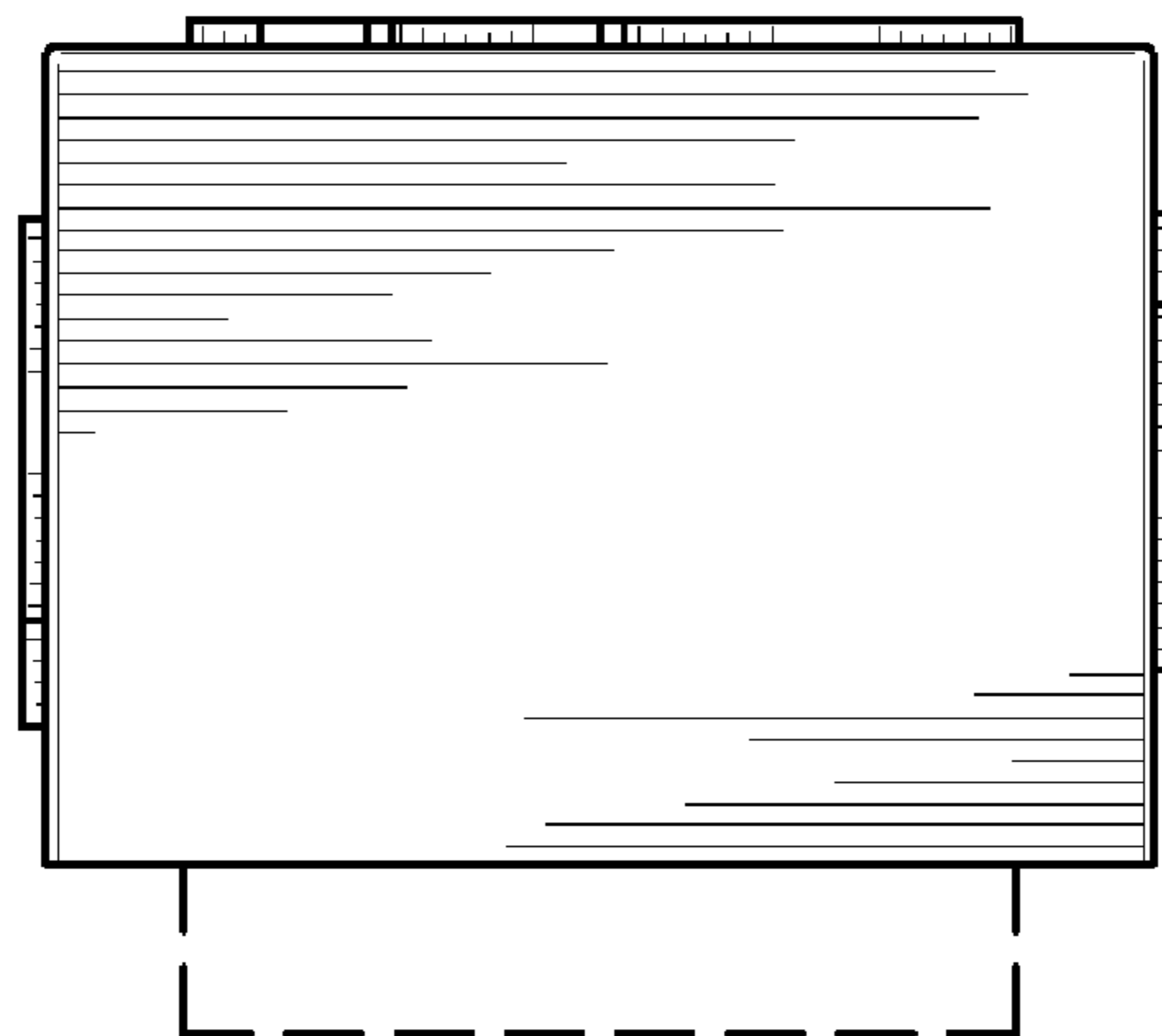


Fig. 14




Fig. 15




Fig. 16

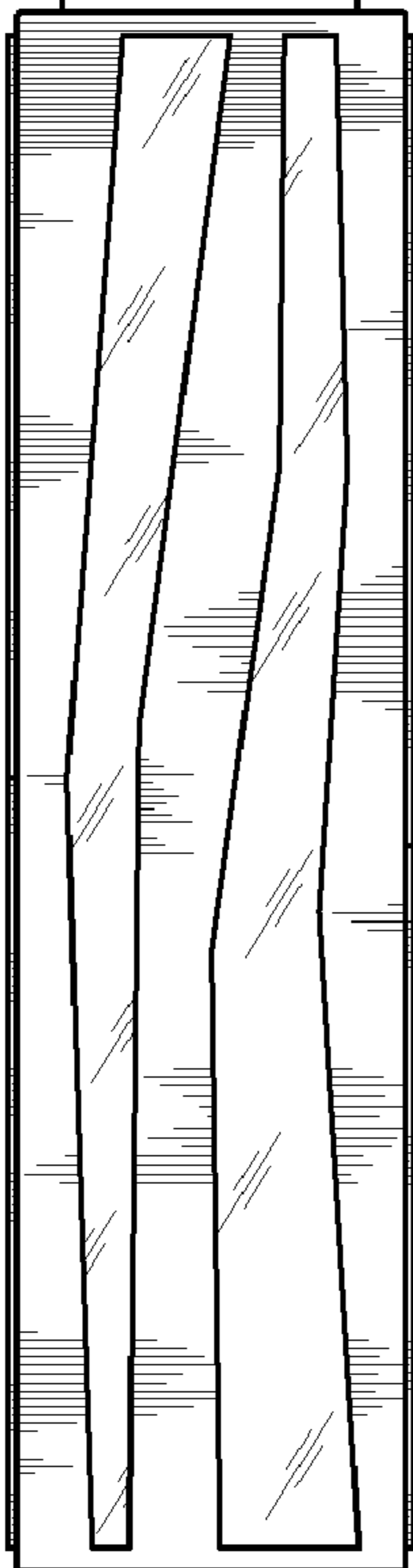
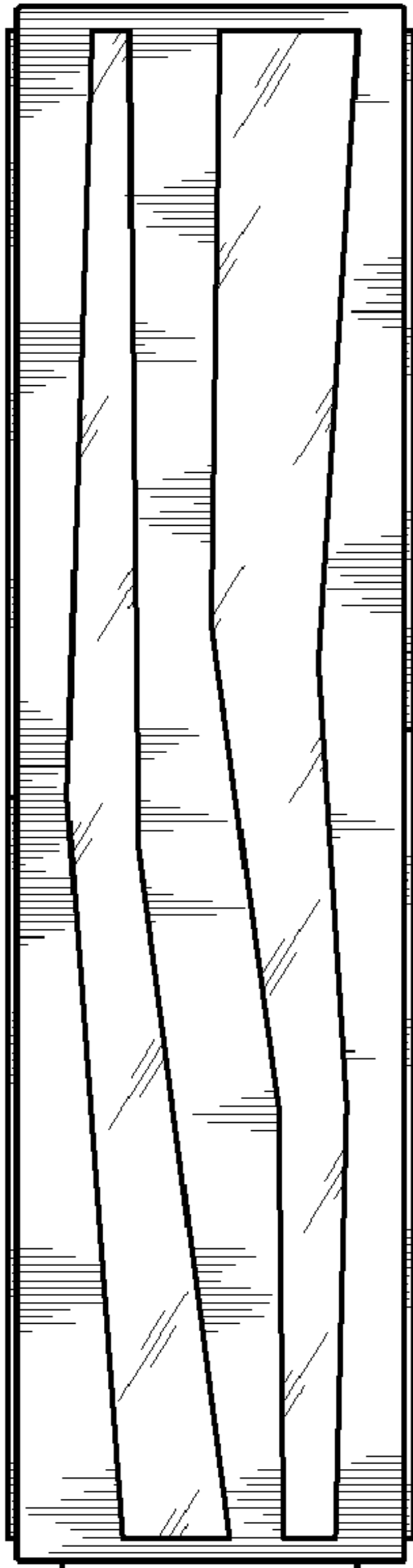


Fig. 17




Fig. 20




Fig. 21

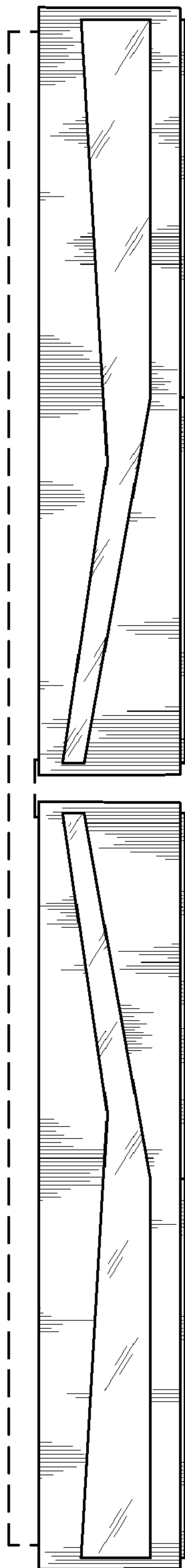


Fig. 18

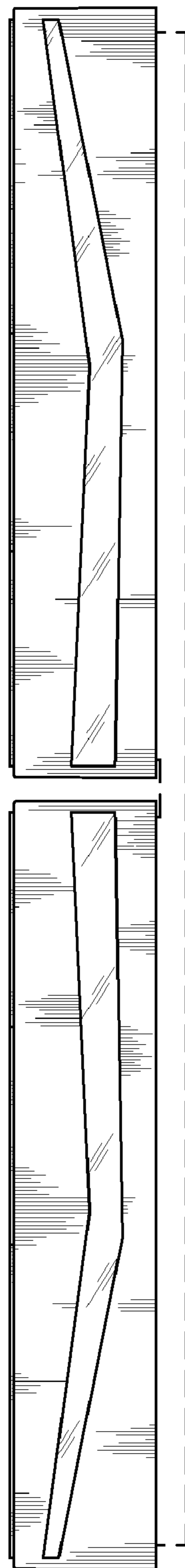


Fig. 19