



US00D583971S

(12) **United States Design Patent**
Castellucci et al.

(10) **Patent No.:** **US D583,971 S**
(45) **Date of Patent:** **** Dec. 30, 2008**

(54) **LIGHTING DEVICE**

(75) Inventors: **Peter C. Castellucci**, Syracuse, NY
(US); **Scott W. Osiecki**, Skaneateles, NY
(US); **Donwoong Kang**, Camillus, NY
(US)

(73) Assignee: **Eveready Battery Company, Inc.**, St.
Louis, MO (US)

(**) Term: **14 Years**

(21) Appl. No.: **29/308,092**

(22) Filed: **May 28, 2008**

(51) **LOC (8) Cl.** **26-02**

(52) **U.S. Cl.** **D26/39**

(58) **Field of Classification Search** D26/37,
D26/39, 46, 48, 49, 50; 362/157, 158, 183,
362/184, 195, 200, 201, 203–208
See application file for complete search history.

(56) **References Cited**

U.S. PATENT DOCUMENTS

D383,229 S * 9/1997 Kiichiro D26/39
D394,720 S * 5/1998 Yuen D26/39
D472,998 S * 4/2003 Paris et al. D26/39

D533,954 S * 12/2006 Opolka D26/39
D554,782 S * 11/2007 Shiu D26/39
D560,009 S * 1/2008 Spartano et al. D26/39
D560,836 S * 1/2008 Garrity et al. D26/39
D571,942 S * 6/2008 Christianson D26/39

* cited by examiner

Primary Examiner—Ian Simmons

Assistant Examiner—Carissa C Fitts

(74) *Attorney, Agent, or Firm*—Gregory J. Adams

(57) **CLAIM**

We claim the ornamental design for a lighting device, as shown and described.

DESCRIPTION

FIG. 1 is a front right perspective view of a lighting device showing our new design;

FIG. 2 is a top view thereof;

FIG. 3 is a bottom view thereof;

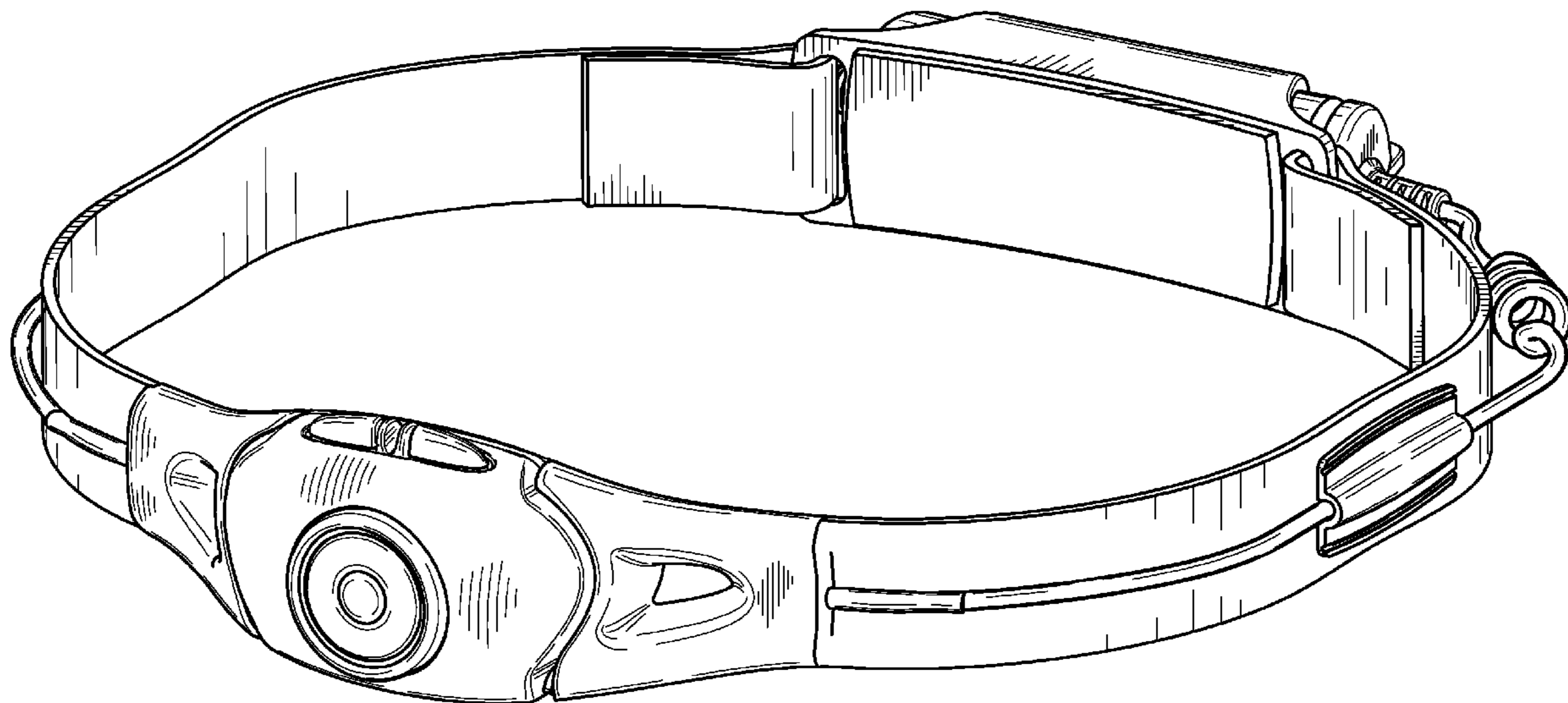
FIG. 4 is a front view thereof;

FIG. 5 is a rear view thereof;

FIG. 6 is a right side view thereof; and,

FIG. 7 is a left side view thereof.

1 Claim, 5 Drawing Sheets



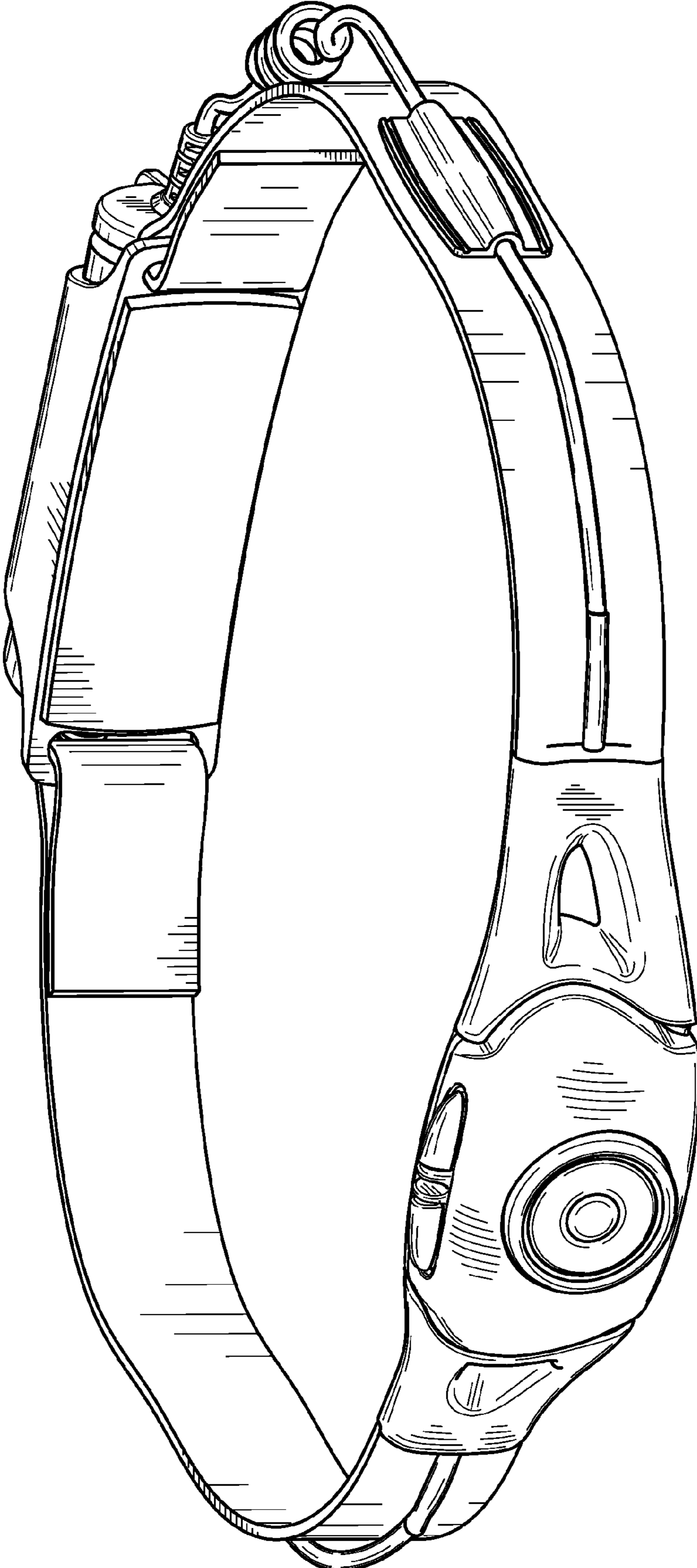


Fig.1

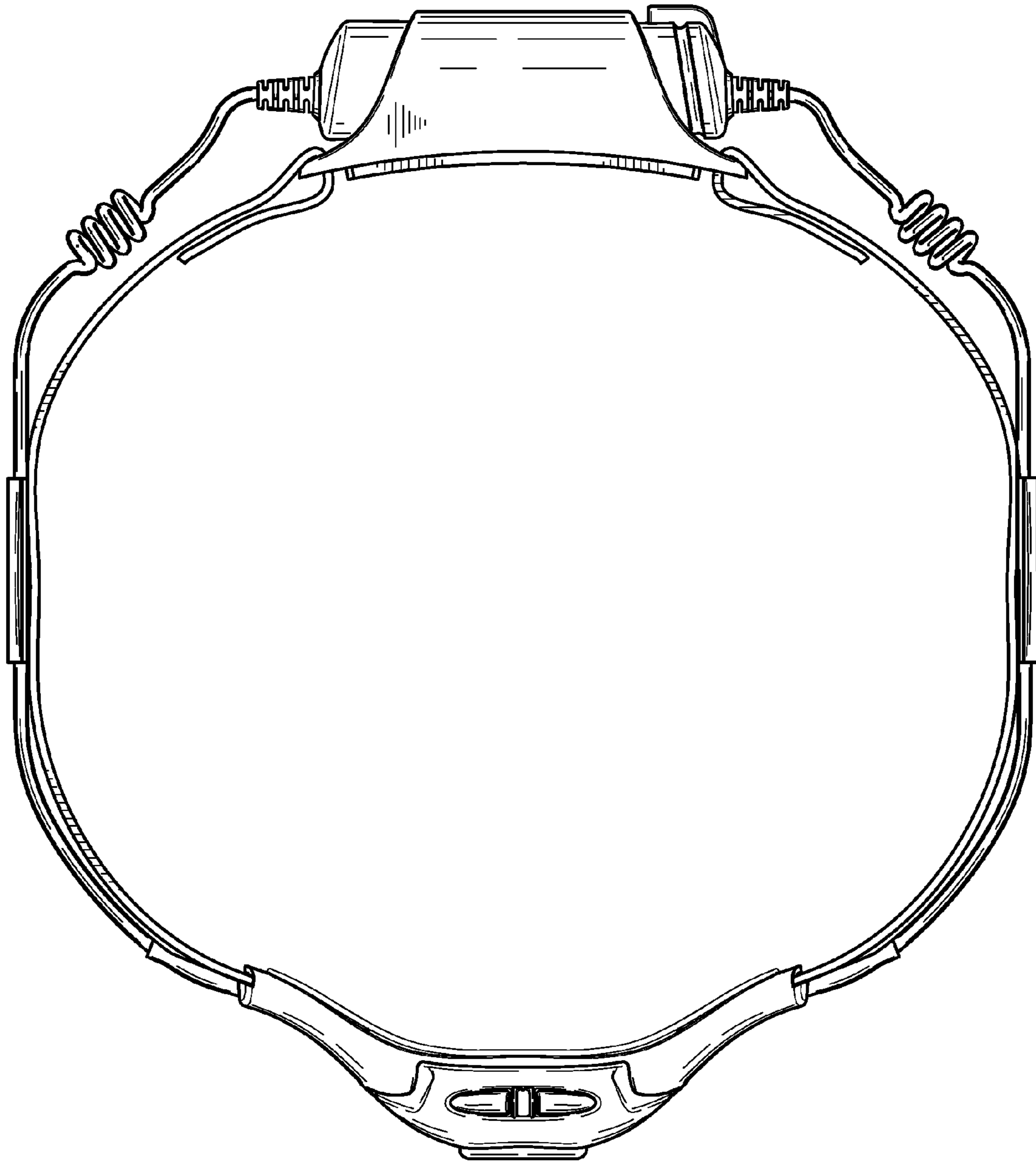


Fig.2




Fig.3




Fig.4




Fig.5

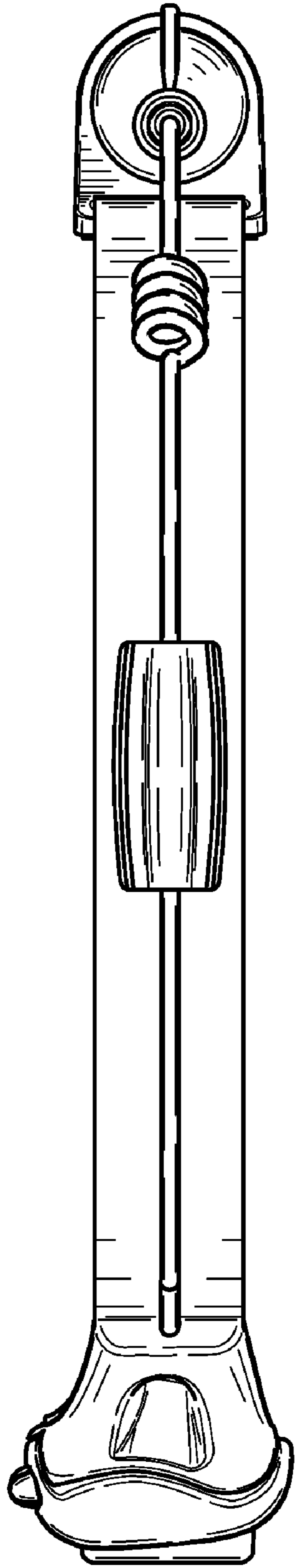


Fig. 6

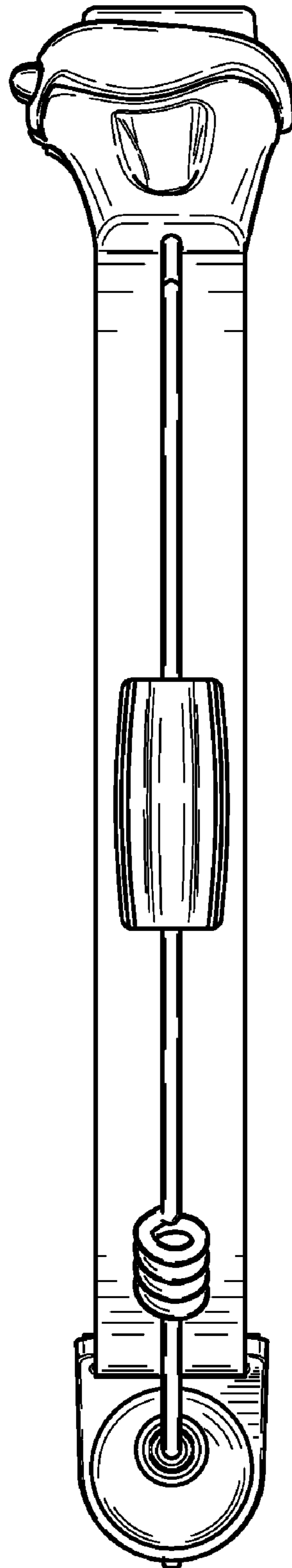


Fig. 7