

US00D583966S

(12) **United States Design Patent**
Le Bot

(10) **Patent No.:** **US D583,966 S**

(45) **Date of Patent:** **** Dec. 30, 2008**

(54) **BRICKS AND A WALL MADE THEREOF**

(75) Inventor: **Pierre Le Bot**, Les Jardins de Balata
(FR)

(73) Assignee: **Terreal**, Suresnes (FR)

(**) Term: **14 Years**

(21) Appl. No.: **29/268,304**

(22) Filed: **Nov. 3, 2006**

(30) **Foreign Application Priority Data**

May 4, 2006	(EM)	000522859-001.1
May 4, 2006	(EM)	000522859-001.2
May 4, 2006	(EM)	000522859-001.3

(51) **LOC (8) Cl.** **25-01**

(52) **U.S. Cl.** **D25/151**

(58) **Field of Classification Search** D25/151,
D25/54, 58, 138, 35, 112-118, 163-164,
D25/156; 405/15-16, 284, 286; 52/596-612,
52/311

See application file for complete search history.

(56) **References Cited**

U.S. PATENT DOCUMENTS

D153,109 S *	3/1949	Bordeaux	D25/151
4,537,001 A *	8/1985	Uppstrom	52/608
D497,013 S *	10/2004	Hughes	D25/151
D510,146 S *	9/2005	Attebery et al.	D25/151

D539,930 S * 4/2007 Magliocco et al. D25/113

* cited by examiner

Primary Examiner—Catherine R Oliver

(74) *Attorney, Agent, or Firm*—Young & Thompson

(57) **CLAIM**

The ornamental design for bricks and a wall made thereof, as shown and described.

DESCRIPTION

FIG. 1 is a perspective view of a wall made of bricks showing my new design;

FIG. 2 is a top plan view thereof;

FIG. 3 is an edge view thereof from the bottom of FIG. 2, the edge view from the top of FIG. 2 being identical thereto;

FIG. 4 is an edge view thereof from the left of FIG. 2, the edge view from the right of FIG. 2 being the mirror image thereof;

FIG. 5 is a top plan view of a single curved edge brick from the wall of bricks shown in FIGS. 1-4.

FIG. 6 is an edge view taken from the bottom of FIG. 5, the edge view from the top of FIG. 5 being the mirror image thereof;

FIG. 7 is a top plan view of a single fish tail edged brick from the wall of bricks shown in FIGS. 1-4; and,

FIG. 8 is an edge view taken from the bottom of FIG. 7, the edge view from the top of FIG. 7 being the mirror image thereof.

1 Claim, 3 Drawing Sheets

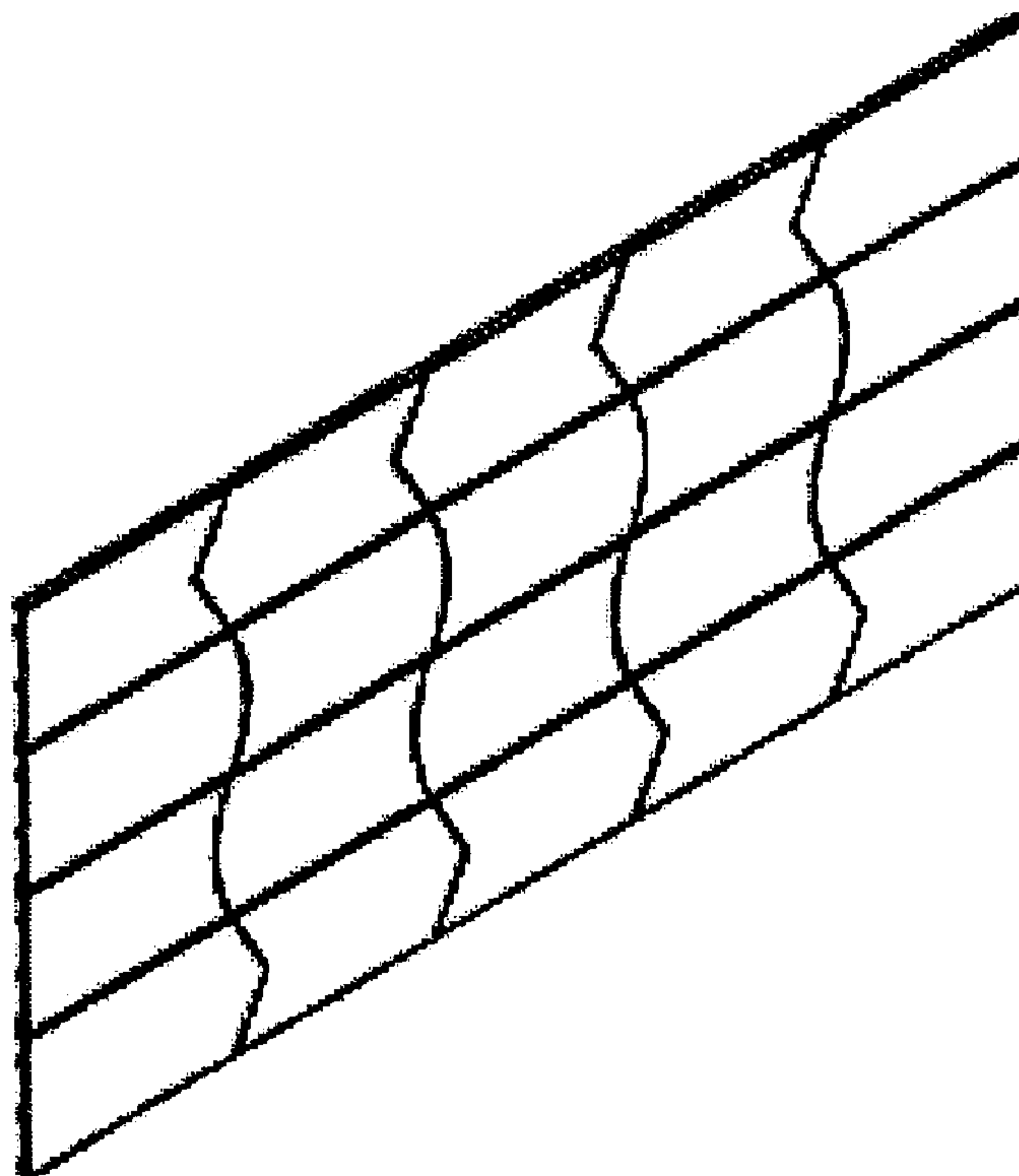


FIG. 2

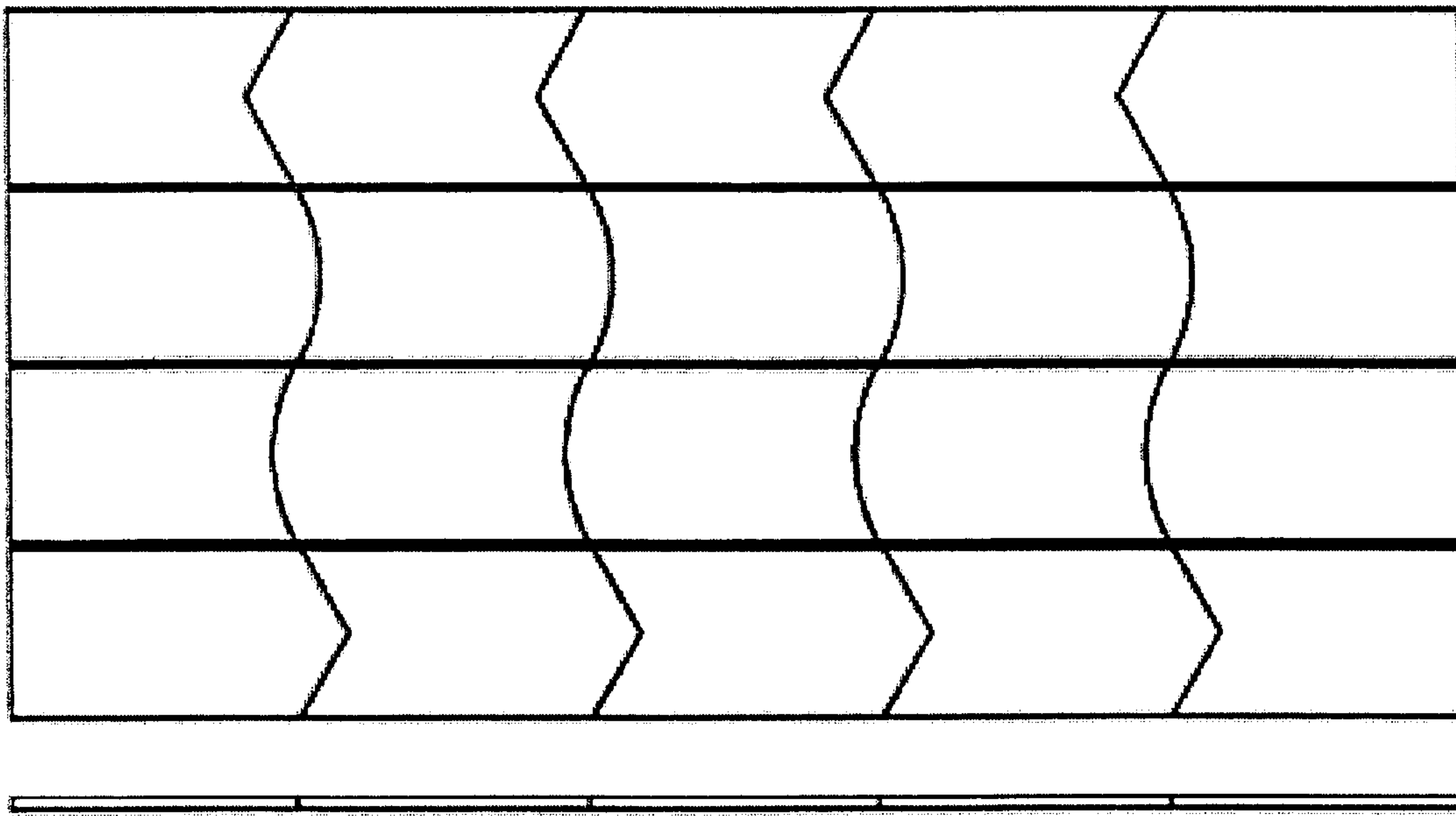


FIG. 3

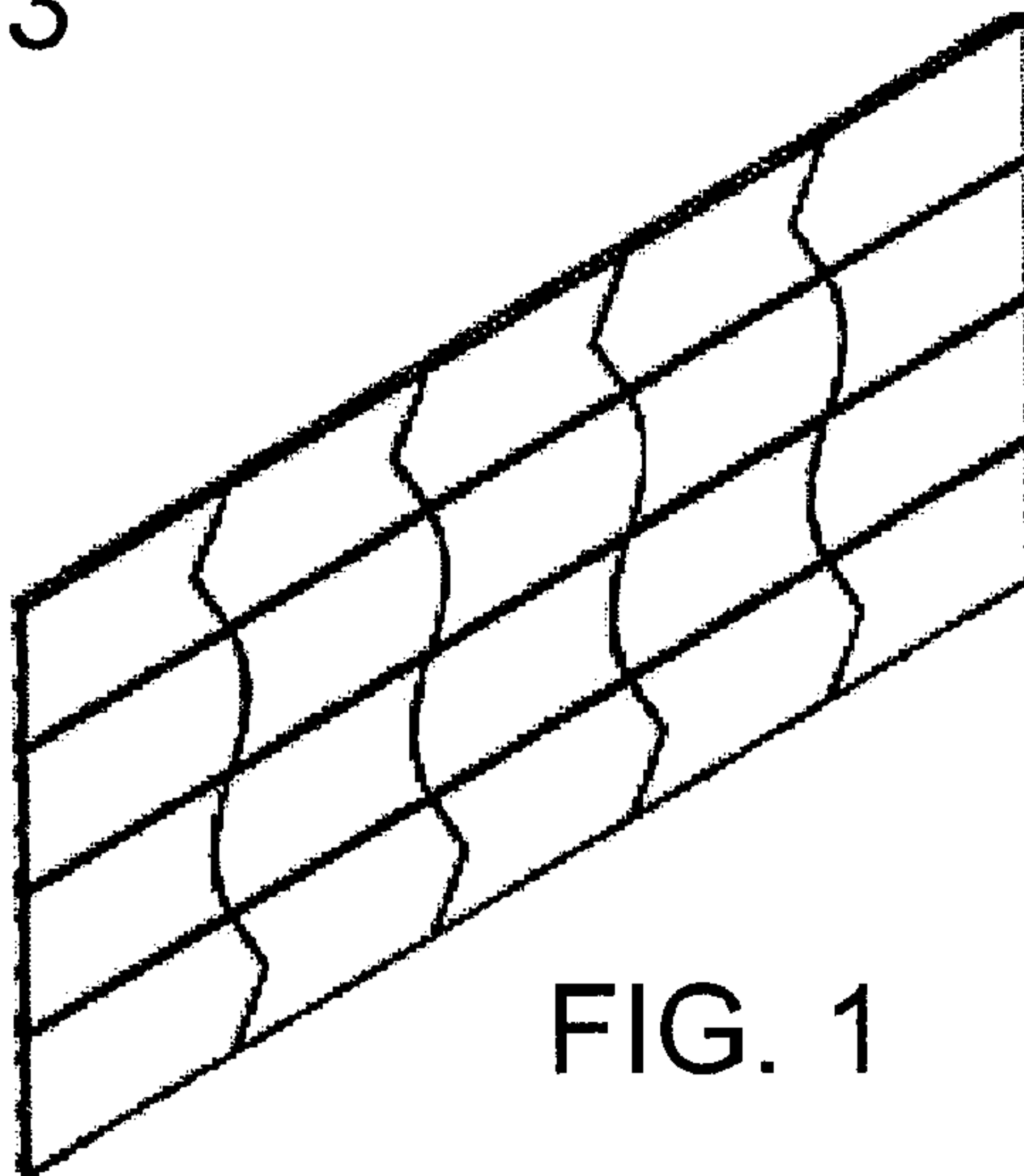


FIG. 1



FIG. 4



FIG. 6




FIG. 5

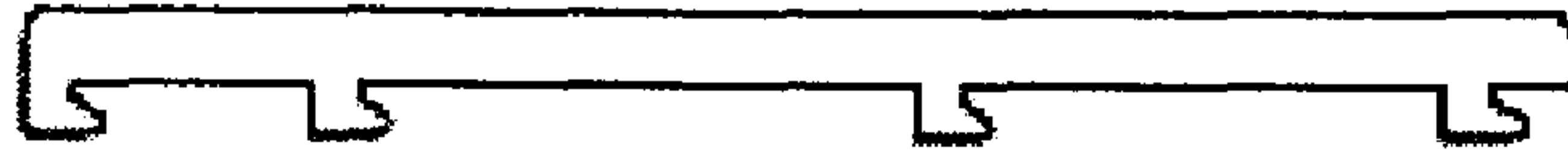


FIG. 8




FIG. 7