



US00D583961S

(12) **United States Design Patent**
Nan

(10) **Patent No.:** **US D583,961 S**
(45) **Date of Patent:** **** Dec. 30, 2008**

(54) **VIBRATOR DEVICE**

(75) Inventor: **Simon Siu Man Nan**, Ontario (CA)

(73) Assignee: **Nanma Manufacturing Co., Ltd.**, Hong Kong (CN)

(**) Term: **14 Years**

(21) Appl. No.: **29/289,544**

(22) Filed: **Jul. 24, 2007**

(51) **LOC (8) Cl.** **28-03**

(52) **U.S. Cl.** **D24/215**

(58) **Field of Classification Search** D24/200,
D24/211, 214, 215, 105; 600/38, 39; D4/100-102;
310/50, 81; 128/842, 844, 918; 601/84,
601/72, 70, 69, 79

See application file for complete search history.

(56) **References Cited**

U.S. PATENT DOCUMENTS

3,107,672 A * 10/1963 Hofmann D24/214
D321,285 S * 11/1991 Hirabayashi D4/101
D363,994 S * 11/1995 Cheng D24/215

D457,643 S * 5/2002 Qi et al. D24/215
D476,156 S * 6/2003 Ferber et al. D4/101
D540,952 S * 4/2007 Colvin D24/215

* cited by examiner

Primary Examiner—Cathron C Brooks

Assistant Examiner—Melanie Levy

(74) *Attorney, Agent, or Firm*—Ari M. Bai; Polsinelli Shalton Flanigan Suelthaus PC

(57) **CLAIM**

The ornamental design for a vibrator device, as shown and described.

DESCRIPTION

FIG. 1 is a front elevation view of the vibrator device, showing my new design.

FIG. 2 is a rear elevational view thereof.

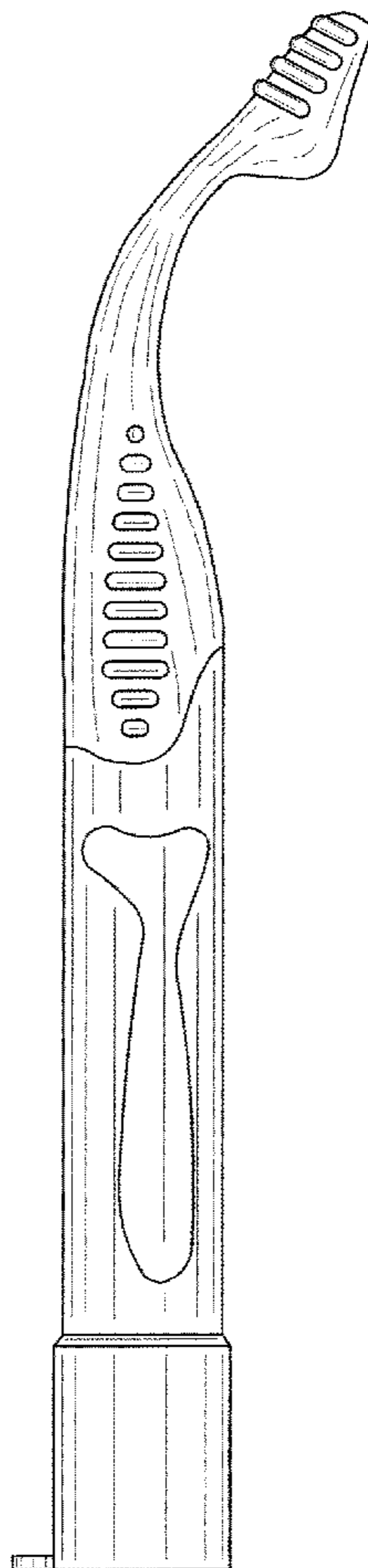
FIG. 3 is a right side elevation view thereof.

FIG. 4 is a left side elevation view thereof.

FIG. 5 is a top plan view thereof; and,

FIG. 6 is a bottom plan view thereof.

1 Claim, 2 Drawing Sheets



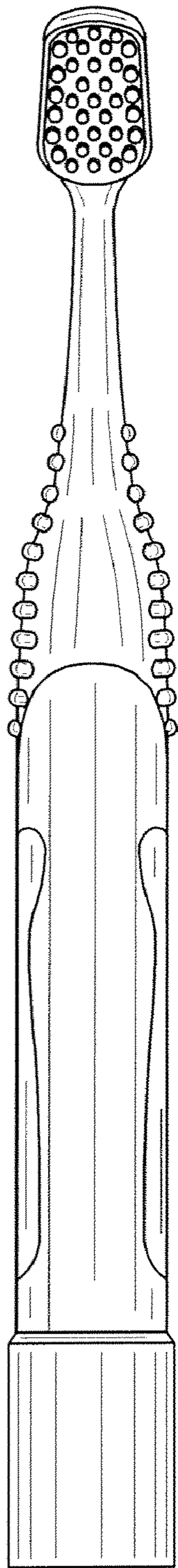


FIG. 1

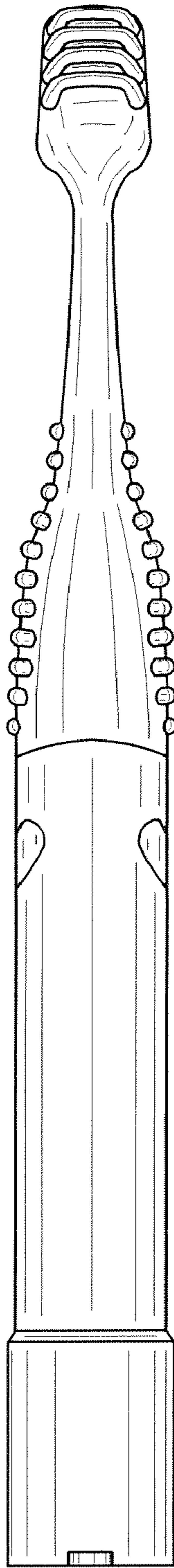


FIG. 2

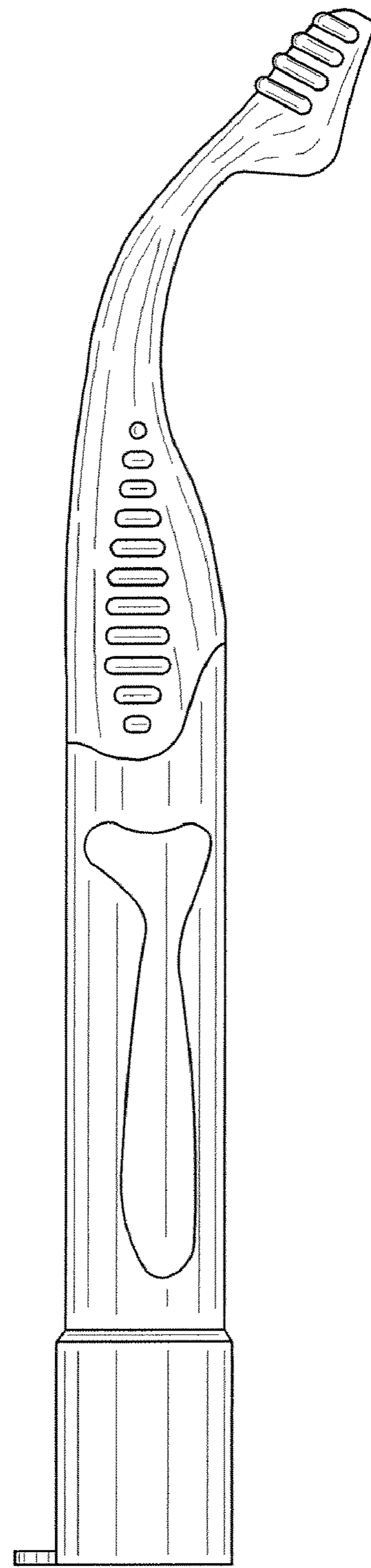


FIG. 3

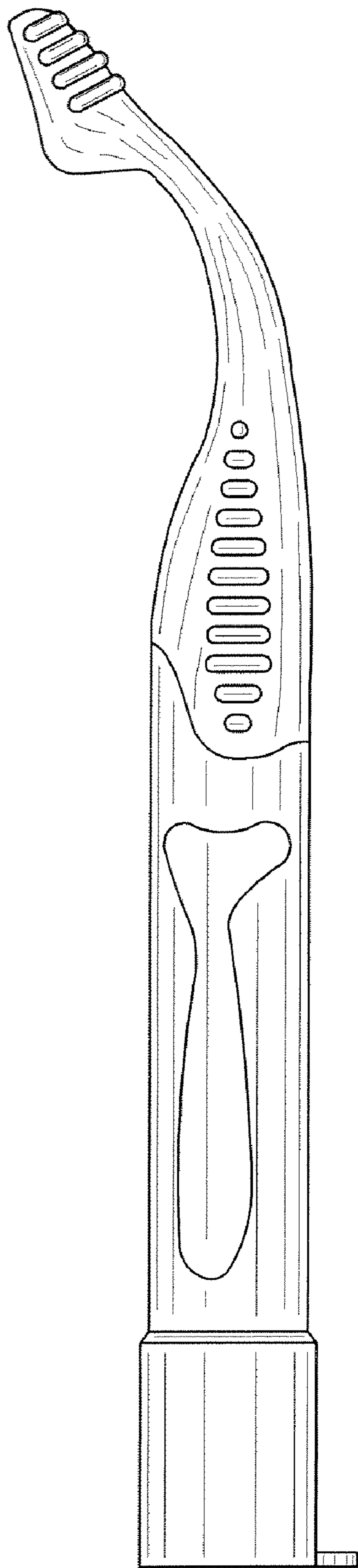


FIG. 4

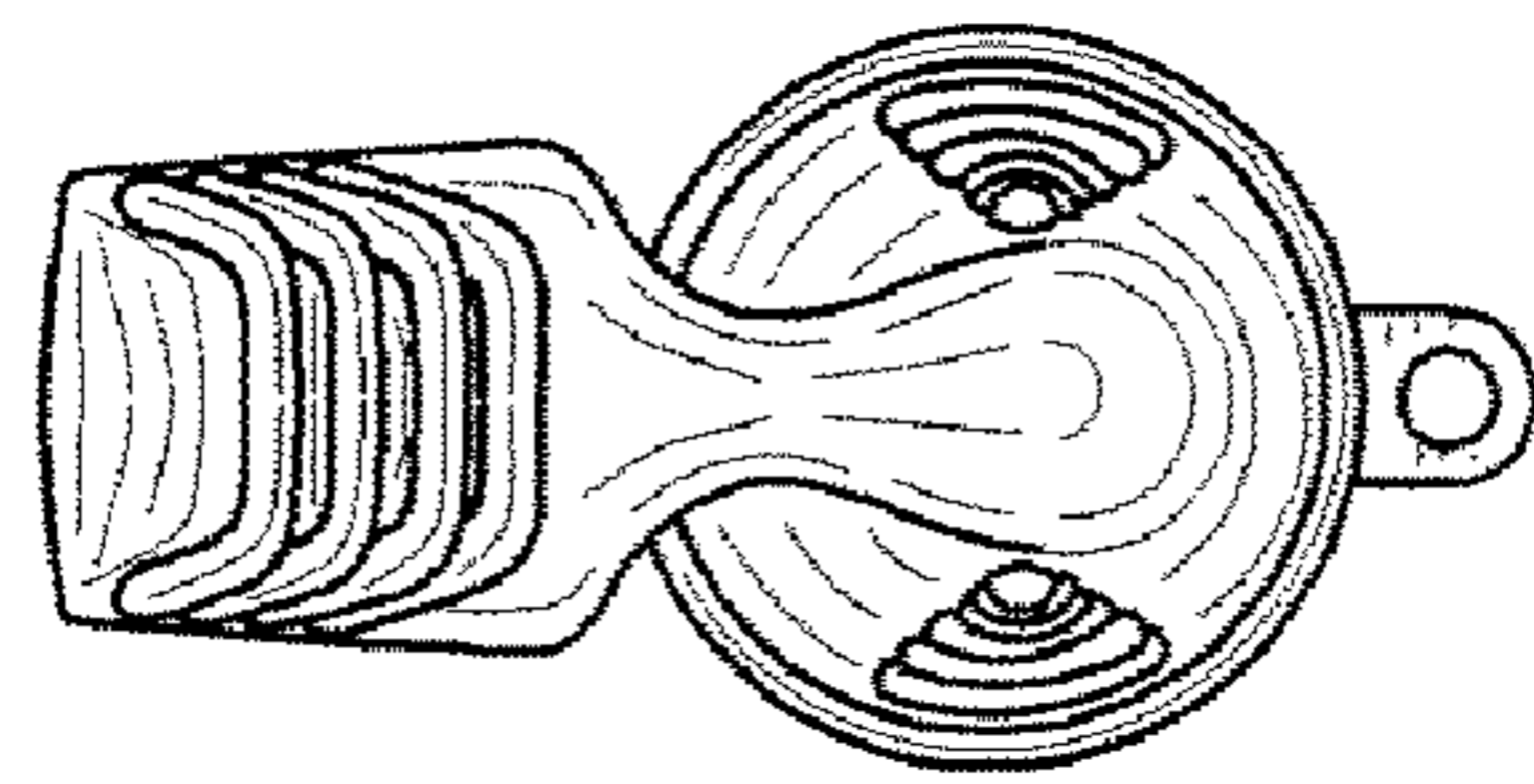


FIG. 5

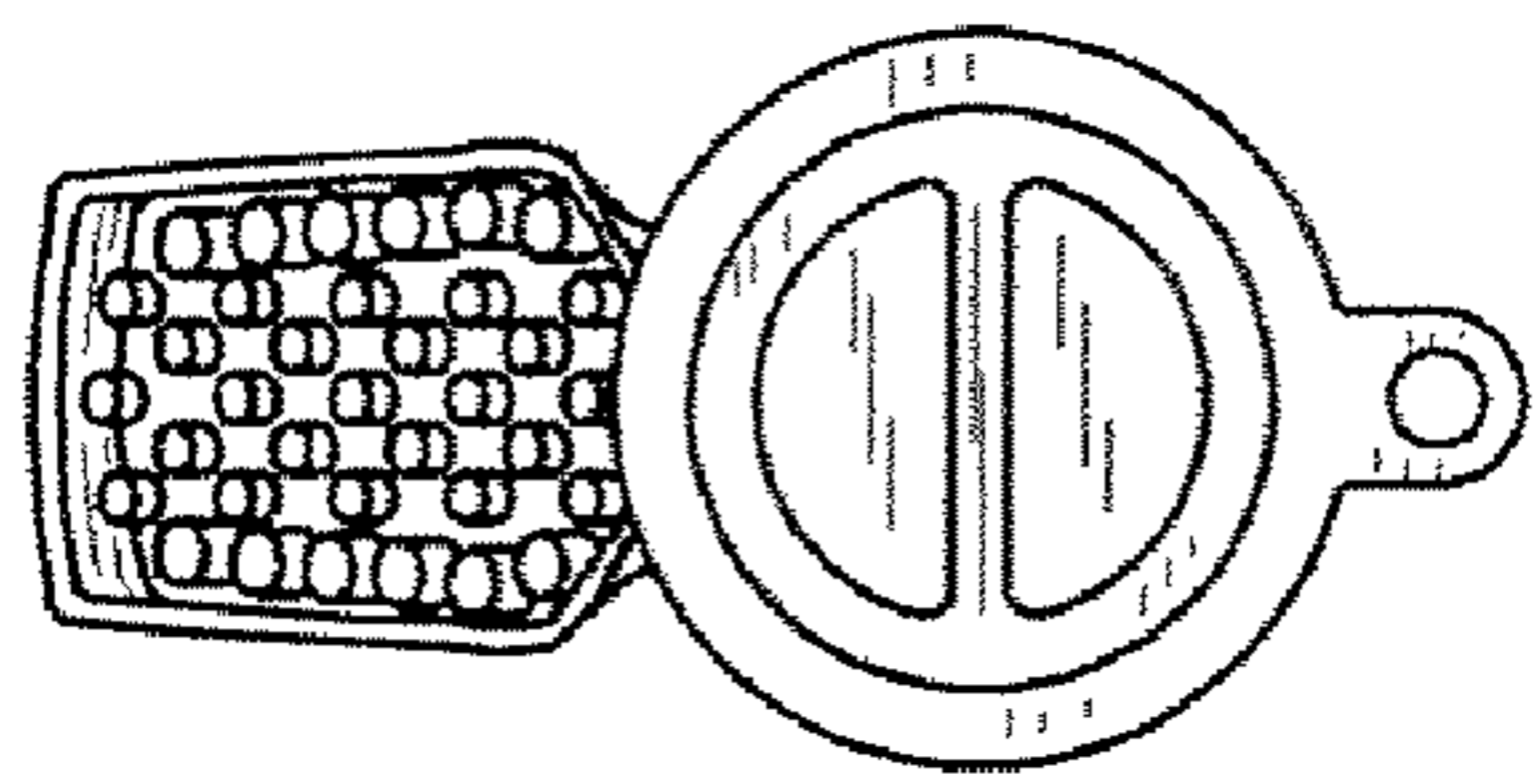


FIG. 6